

# General Safety Information

## **⚠ WARNING**

Do not operate this equipment until you read, study, and understand this safety information and the Operator's Manual. Failure to do so could result in severe injury or death.

The contractor is responsible for the overall safety program on the job site.

## **BE ALERT FOR SAFETY INFORMATION**

When you see this safety alert symbol on your equipment or in the Operator's Manual, be alert to the possibility of personal injury or property damage. Read all safety information. Keep safety decals clean and in good condition. Replace missing or damaged safety decals.

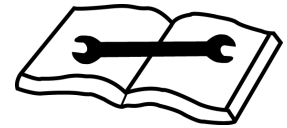


**ATTENTION!  
BECOME ALERT!  
YOUR SAFETY IS  
INVOLVED!**

## **READ OPERATOR'S MANUAL**

### **⚠ WARNING**

Unsafe operation or maintenance can cause severe injury or death. Read and understand the Operator's Manual before operating or servicing this equipment.



## **WEAR PROTECTIVE CLOTHING**

Wear OSHA approved protective clothing, such as hardhat, gloves, safety goggles, face shield, and steel-toed boots, when operating and servicing this equipment. Wear reasonably close fitting clothing and remove jewelry before working on or near this equipment. This will help prevent the danger of catching them in moving parts or controls.



## **FIRE PREVENTION**

### **⚠ CAUTION**


Fires can cause injury or property damage. Keep equipment clean. Remove all debris from equipment. Have a fire extinguisher available at all times. Keep the fire extinguisher fully charged.



## **UNAUTHORIZED WELDING**

### **⚠ WARNING**

Unauthorized welding can cause structural failure resulting in possible injury or death. Do not weld on any structural member. Unauthorized welding or repair will void the warranty.



## **BEWARE OF SUSPENDED LOADS**


### **⚠ WARNING**

Suspended loads may fall and cause severe personal injury or death. If a hydraulic hose from the boom of a crane or excavator breaks, the boom can fall immediately. Do not enter area under or around a load.



## **TEST TUNNEL VENTILATION**

Before and during the tunnel operation, test for combustible and toxic gases and oxygen deficiency. If the levels exceed OSHA prescribed levels, leave tunnel immediately! Do not activate or deactivate any electrical or hydraulic devices, since any sparks could cause an explosion. Gases must be removed before reentering tunnel.



## **NO SMOKING IN TUNNEL**

### **⚠ WARNING**

Smoking in tunnel could cause an explosion if combustible gases are present. Do not smoke in tunnel.



## **RECYCLE WASTE**

Follow local, state, federal, and international regulations when recycling or disposing of waste. Waste includes fluids/oil, fuel, filters, coolant, and batteries. Use leakproof containers when draining fluids/oil. Do not pour waste on the ground, down a drain, or into any water source.



(Over)

## PRACTICE SAFE MAINTENANCE

Disconnect battery harness from contactor harness and remove battery pack from haul unit to LOCKOUT power before performing any maintenance. Keep the area around the equipment clean and dry when performing maintenance. Do not service the machine while it is in motion. Replace worn or damaged parts. Remove grease, oil, or debris buildup.




## KEEP RIDERS OFF HAUL UNIT

Allow only operator on operating platform when moving haul unit. Keep riders off. Riders on haul unit can be easily injured by being struck by objects or being thrown off of the equipment. Riders can also obstruct the operator's view resulting in the equipment being operated in an unsafe manner. A rider may be allowed in an empty dirt bucket (with contractor approval only), to transport personnel from the tunnel opening to the boring head. If allowed, the rider MUST be fully inside dirt bucket, including head and all other body parts, to avoid contact with obstructions. Also, rider cannot obstruct the operator's view.



## MAINTAIN BATTERY SAFELY

**⚠ WARNING** Batteries produce explosive gases. Wear eye protection and protective clothing during battery service. Keep sparks, flames, and cigarettes away from batteries. Contact with battery acid can cause severe burns. Flush immediately and thoroughly with clean water. Get medical attention immediately. Only charge a battery in a well-ventilated area. Never charge a frozen battery.



## AVOID TUNNEL WALL CONTACT

**⚠ WARNING** Contacting tunnel wall and boring head components can cause severe personal injury or death. Keep all body parts on Haul Unit while Unit is moving.



## KEEP AWAY FROM CONVEYORS

**⚠ DANGER** Contact with rotating auger conveyor or conveyor belt idler rollers, will cause severe injury or death. Keep hands, body, and objects clear of operating auger and conveyor. Do not operate without covers and guards in place. Lockout power before servicing.



## WATCH FOR CONVEYOR

**⚠ WARNING** Avoid contact with conveyor. Failure to do so could cause severe injury or death. While moving haul unit into tunnel, avoid hitting the conveyor.



## REGULARLY CLEAN AND INSPECT EQUIPMENT

Remove any grease, oil, or debris buildup to avoid potential injury or equipment damage. Inspect equipment for damage. If damaged, repair or replace immediately.



## AVOID LASER LIGHT EXPOSURE

**⚠ DANGER** Staring into laser light will cause severe injury. Do not stare into laser guidance system light beam. Avoid direct eye exposure. To avoid possible exposure to radiation in excess of acceptable emission limits, all repairs to laser must be performed by the original manufacturer or an authorized service technician.

