



PARTS MANUAL

Tunnel Boring Machine Series II

48SC - 420 - 480 - 540 - 600 - 720

S/N: F31600F - F31500F - F31700F - F31800F - F32700F - F33100F

Publication No. 050158A

Rev No. 201214 R230321

© Akkerman Inc. 2020, 2023
All Rights Reserved

Akkerman Inc. 58256 266th Street Brownsdale, MN 55918
Phone: 507-567-2261 Fax: 507-567-2605 email: akk@akkerman.com

SERVICE • RELIABILITY • INNOVATION

Introduction

This parts manual contains assembly illustrations of the Akkerman Series II Tunnel Boring Machines (TBM). The illustrations in this manual are intended to show typical construction of various parts. In some instances, the details of parts illustrated may not exactly represent their actual appearance, but will help to identify parts performing the same functions. Additional copies of this manual may be purchased from the Akkerman Aftermarket Support Department, or downloaded from the Akkerman web site at www.akkerman.com.

The TBM consists of the boring head, cutter head attachment (dirt bar, quad carbide head, mixed ground disc cutter or closed face), conveyor, and target laser stand. Tunnel Boring Machines are articulated and can be steered hydraulically in any direction. The TBM has powerful hydraulic motors which rotate an bearing/inner drum. The cutter head or closed face attachment is connected to the drum. As it rotates, the teeth excavate the face and the spoils fall into the drum. Scoops and paddles in the drum dump the spoils onto a conveyor which carries the material to the dirt bucket. Once the dirt bucket is full, the dirt bucket is removed from the pipeline via a haul nit to the unloading area in the launch shaft where the dirt bucket is hoisted out of the shaft and unloaded. Hydraulically operated torque wings prevent rolling of the machine. With the proper use of a laser, the strictest line and grade requirements can be maintained throughout the pipeline installation.

LOCATING PARTS

This parts manual is organized into 13 sections to help you locate parts information quickly. The first page of each section lists the assemblies within the section.

An Alphabetical Index, Section 12, is provided to help you find the page number of a specific assembly. If a part number is known, the Numerical Index, Section 13, can also be utilized to find the page number of an assembly.

USE GENUINE AKKERMAN PARTS

The use of parts other than genuine Akkerman parts could affect the efficient performance of the Tunnel Boring Machine. ALWAYS use genuine Akkerman parts.

PARTS ORDERING

To order fast, accurate, and reliable parts service, call (800) 533-0386, (507) 567-2261, or fax (507) 567-2605, and provide the following information.

1. Model Number
2. Serial Number
3. Part Number, Description, and Quantity
4. Shipping Preference

MEASUREMENTS

The unit of measure in this manual is in inches unless indicated otherwise.

HARDWARE SPECIFICATION

All Akkerman products are assembled with SAE Grade 8 bolts, nuts, and washers unless otherwise indicated. ALWAYS use matched fastener hardware when replacing or repairing the unit.

If you find any errors in this manual or have suggestions for improvement, please let us know. Email your comments via the Akkerman web site (Contact Us web page), or mail your suggestions to: Akkerman Inc., ATTN: Technical Publications, 58256 266th Street, Brownsdale, MN, 55918.

Akkerman Inc. reserves the right to improve its product without notice or obligation.



Akkerman Tunnel Boring Machine 420 Series II

NOTES



Contents

General Information	1
Decals	2
Structurals	3
Operator Controls	4
Electrical	5
Hydraulics	6
Valves	7
Motors	8
Pumps	9
Cylinders	10
Miscellaneous / Conveyors	11
Alphabetical Index	12
Numerical Index	13

NOTES

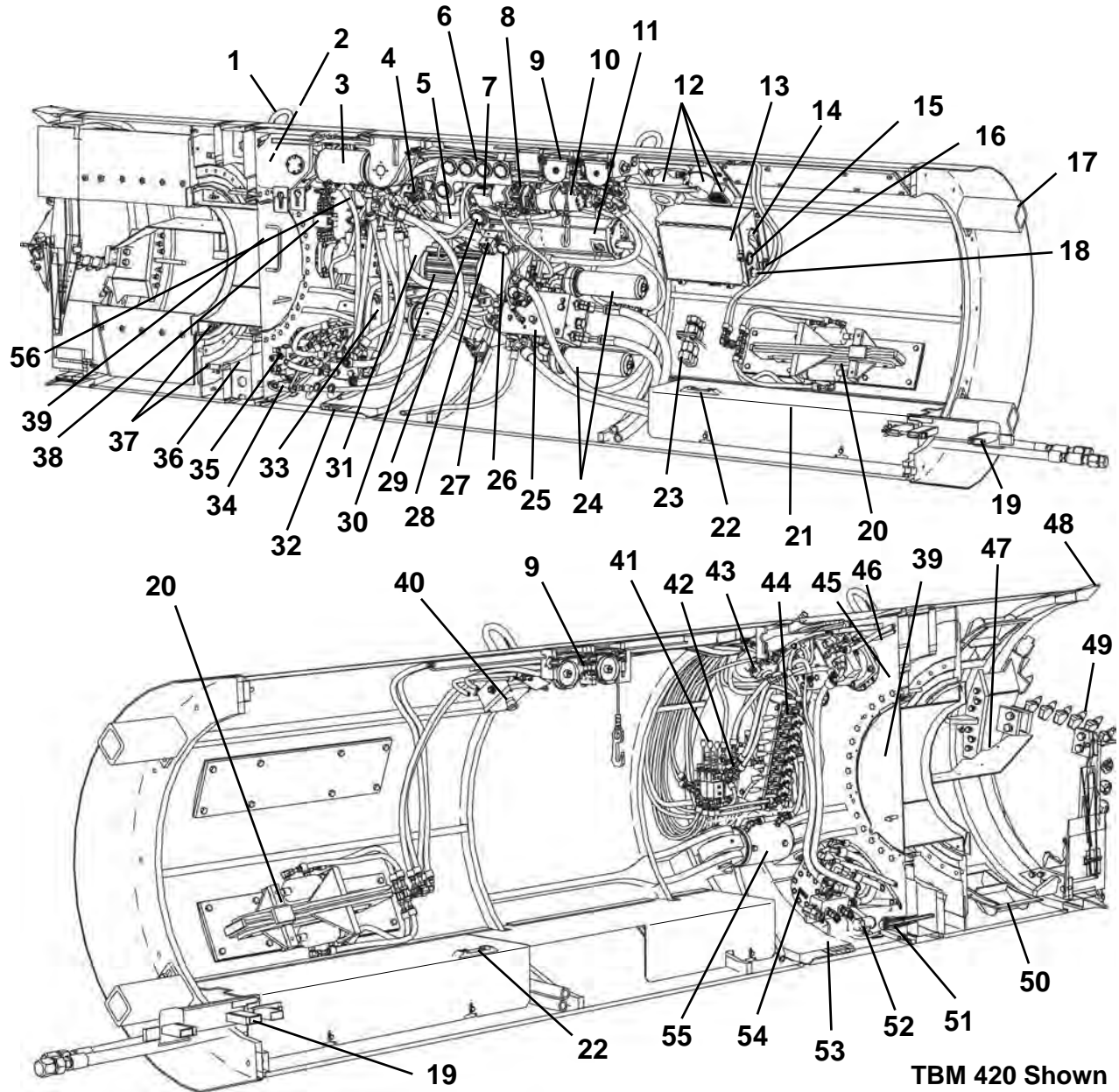


General Information

Terminology

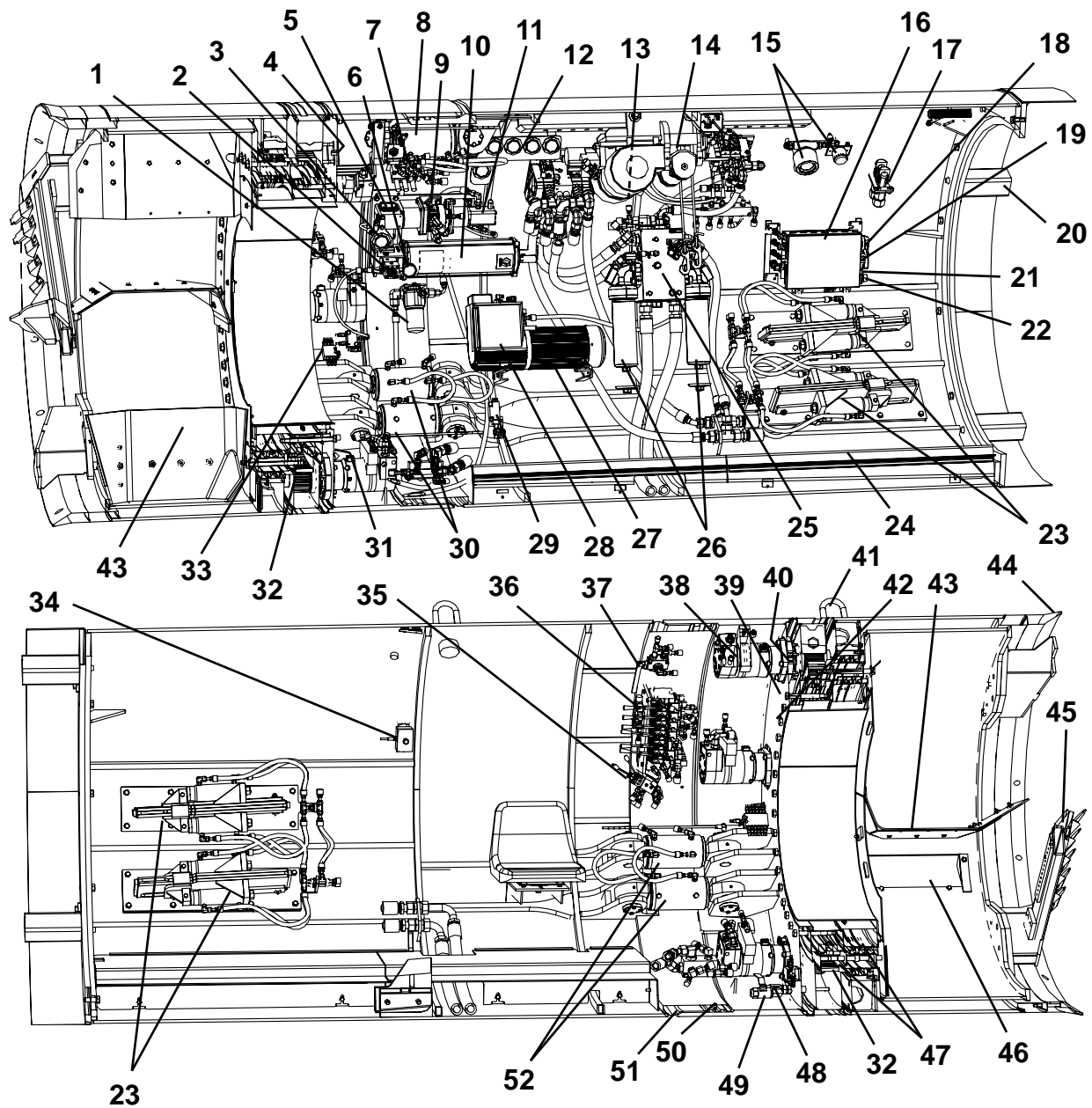
Tunnel Boring Machine	
Series II 48SC - 420 - 480 - 540	2
Series II 600 - 720.....	3
TBM Control Valves	4
TBM Pressure Gauges	5
Cutter Head Attachments	
Dirt Bar Cutter Head	6
Carbide Quad Bar Cutter Head	6
Mixed Ground Disc Cutter Head	6
Closed Face Cutter Head	6
Conveyor	
Belt	7
Screw	8
Laser Light Stand	9

TUNNEL BORING MACHINE - SERIES II: 48SC - 420 - 480 - 540



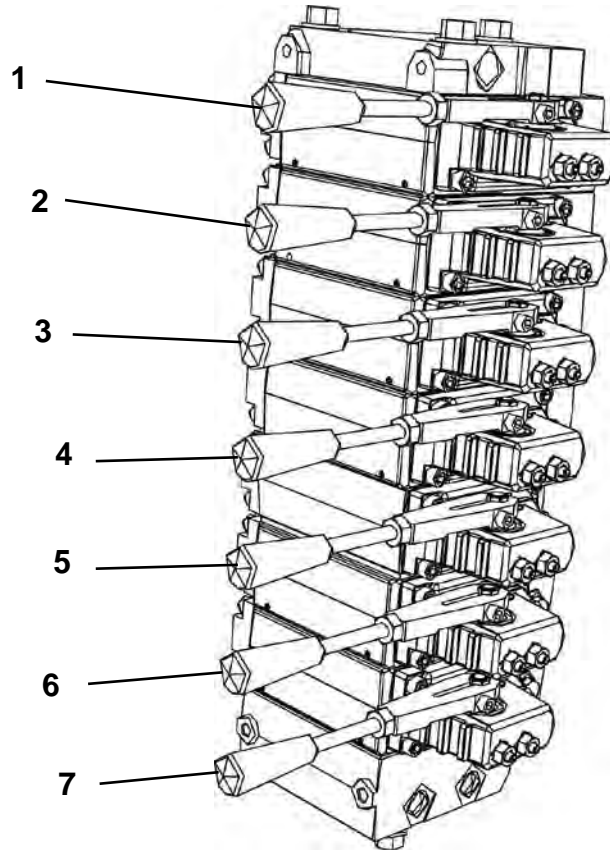
- | | | |
|--|--------------------------------------|---|
| 1. Lift Eye | 19. Haul Unit Track Adapter | 38. Bearing Seal Grease Manifold |
| 2. Bearing Cavity Oil Fill Port | 20. Dirt Wing/Torque Wing | 39. Bulkhead Door |
| 3. Steering Cylinders (Top) | 21. Floor Assembly | 40. Emergency Stop |
| 4. Boring Head Control Manifold | 22. Haul Unit Stop | 41. Conveyor-Jack Can-BH Control |
| 5. Bearing Oil Lube Filter | 23. Low Pressure Adapters | 42. Steering Pressure Relief Valve |
| 6. System-Steering Cyl.-Boring Hd. Pressure Gauges | 24. Pressure Filters | 43. Two Speed Motor Control |
| 7. Gear Reducer/Gear Box | 25. Unloading Compensator Block | 44. TBM Control Valve |
| 8. Lube/Grease Hydraulic Motor | 26. Boring Grease Pressure Gauge | 45. Boring Head Cavity Sight Gauge |
| 9. Conveyor Lift Assembly | 27. Conveyor Safety Switch | 46. Boring Head Cavity Vent |
| 10. Bearing Lube Pump | 28. Seal Grease Pump | 47. Dirt Paddles |
| 11. Seal Grease Reservoir | 29. Boring Lube Pressure Gauge | 48. Cutter Ring |
| 12. Gas Detector Horn & Strobe | 30. Scavenging Pump | 49. Cutter Head & Teeth |
| 13. Electrical Control Box | 31. Scavenging Pump Reservoir | 50. Dirt Scoop |
| 14. Main Power Switch | 32. Steering Joint Seals | 51. Bearing Oil Magnetic Rod |
| 15. Hourmeter | 33. Steering Cylinders (Right) | 52. Bearing Oil Drain Valve |
| 16. 480V Incoming Power Connection | 34. Bearing Oil Cavity Shutoff Valve | 53. Steering Joint Grease Fitting |
| 17. Push Block | 35. Bearing Lube Manifold | 54. Drive Motor |
| 18. Tunnel Power Phase OK Light | 36. Bearing | 55. Steering Cylinders (Left) |
| | 37. Bearing Seals | 56. Single/Dual Feed Hyd Supply Control |

TUNNEL BORING MACHINE - SERIES II: 600 - 720

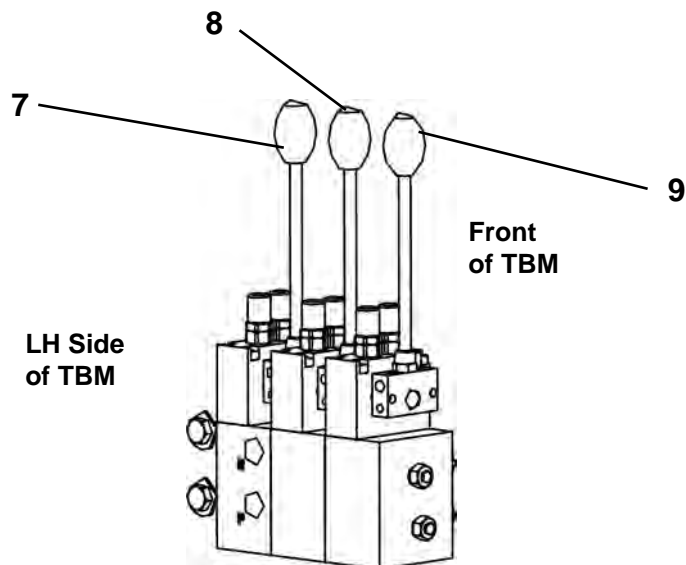


- | | | |
|---|--------------------------------------|------------------------------------|
| 1. Bearing Oil Lube Filter | 17. Low Pressure Adapters | 35. Conveyor-Jack Can-BH Control |
| 2. Seal Grease Pump | 18. Main Power Switch | 36. TBM Control Valve |
| 3. Boring Lube Pressure Gauge | 19. Hourmeter | 37. Two Speed Motor Control |
| 4. Bearing Cavity Oil Fill Port | 20. Push Block | 38. Drive Motor |
| 5. Gear Reducer/Gear Box | 21. 480V Incoming Power Connection | 39. Boring Head Cavity Sight Gauge |
| 6. Boring Grease Pressure Gauge | 22. Tunnel Power Phase OK Light | 40. Boring Head Cavity Vent |
| 7. Boring Head Control Manifold | 23. Dirt Wing/Torque Wing | 41. Lift Eye |
| 8. Steering Cylinders (Top) | 24. Floor Assembly | 42. Bulkhead |
| 9. Lube/Grease Hydraulic Motor | 25. Unloading Compensator Block | 43. Dirt Paddles |
| 10. Seal Grease Reservoir | 26. Pressure Filters | 44. Cutter Ring |
| 11. Bearing Lube Pump | 27. Scavenging Pump | 45. Cutter Head & Teeth |
| 12. System-Steering Cyl.-Boring Hd. Pressure Gauges | 28. Scavenging Pump Reservoir | 46. Dirt Scoop |
| 13. Single/Dual Feed Hyd Supply Control | 29. Conveyor Safety Switch | 47. Bearing Seals |
| 14. Conveyor Lift Assembly | 30. Steering Cylinders (Right) | 48. Bearing Oil Magnetic Rod |
| 15. Gas Detector Horn & Strobe | 31. Bearing Oil Cavity Shutoff Valve | 49. Bearing Oil Drain Valve |
| 16. Electrical Control Box | 32. Bearing | 50. Steering Joint Grease Fitting |
| | 33. Bearing Seal Grease Manifold | 51. Steering Joint Seals |
| | 34. Emergency Stop | 52. Steering Cylinders (Left) |

TBM CONTROL VALVES

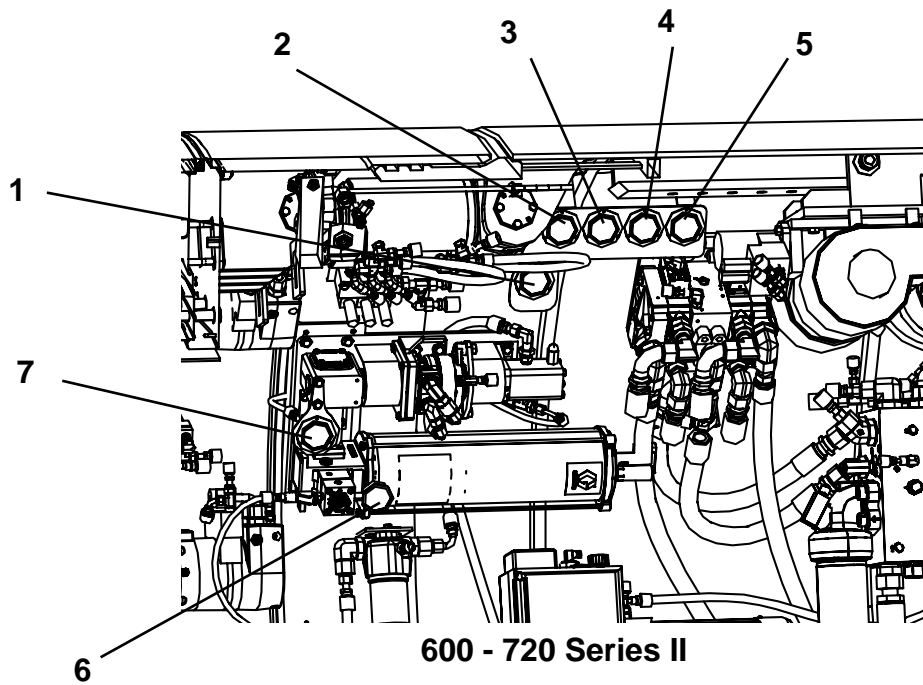
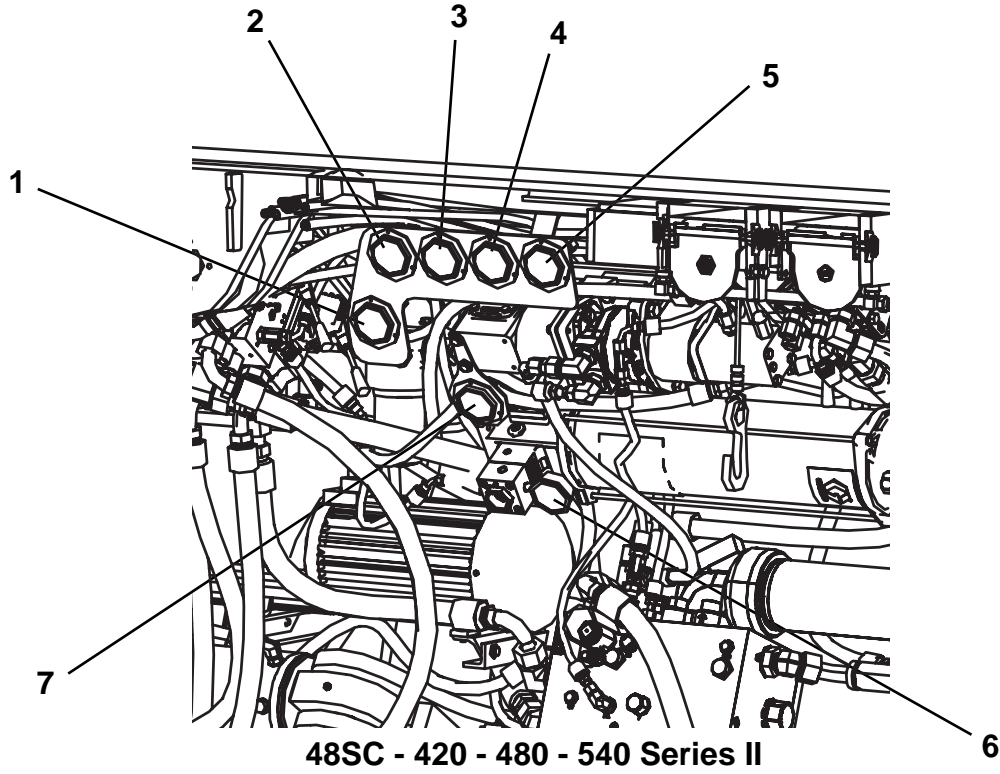


- | | |
|-----------------------------|---|
| 1. Closed Face or Auxiliary | 5. Conveyor Lift |
| 2. Steering - Left | 6. Dirt Wings
(Not included on 48SC F31600F) |
| 3. Steering - Top | 7. Dirt Wings (420 SN F31500F-01 Only) |
| 4. Steering - Right | |



- | |
|--------------------------|
| 7. Conveyor Drive |
| 8. Jacking Can Cylinders |
| 9. Boring Head Control |

TBM PRESSURE GAUGES

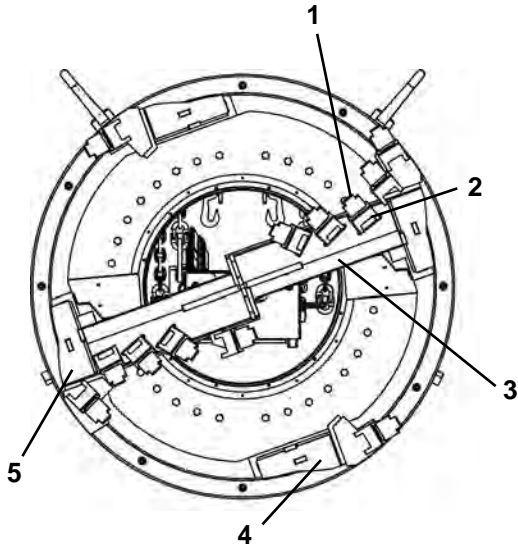


- 1. Boring Head Pressure
- 2. System Pressure
- 3. Steering Cylinder Pressure - Left
- 4. Steering Cylinder Pressure - Top

- 5. Steering Cylinder Pressure - Right
- 6. Boring Grease Pressure
- 7. Boring Lube Pressure

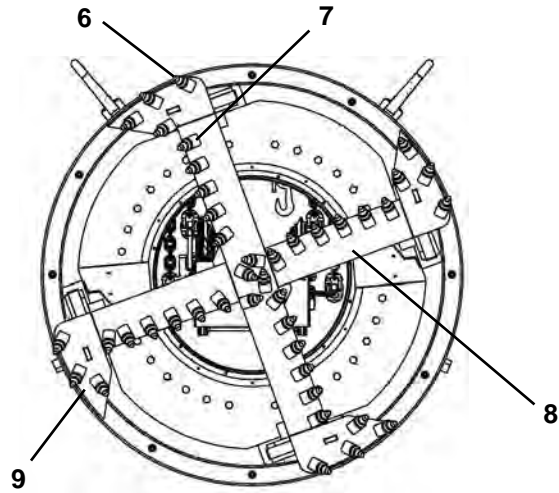
CUTTER HEAD ATTACHMENTS

Dirt Bar Cutter Head

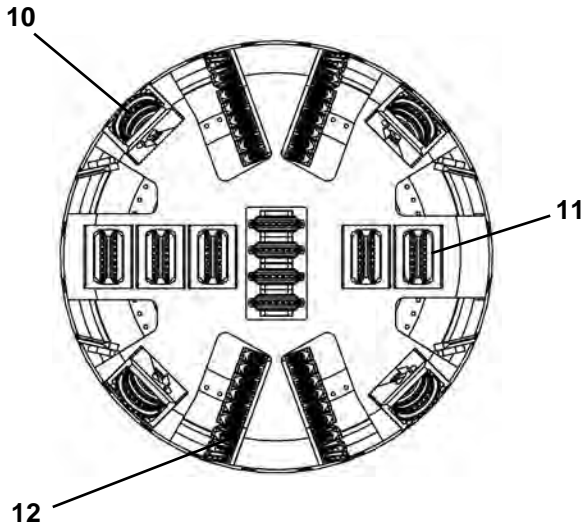


- 1. Cutter Tooth
- 2. Tooth Pocket
- 3. Dirt Cutter Bar
- 4. Gauge Cutter Mount
- 5. Cutter Bar Mount

Carbide Quad Bar Cutter Head

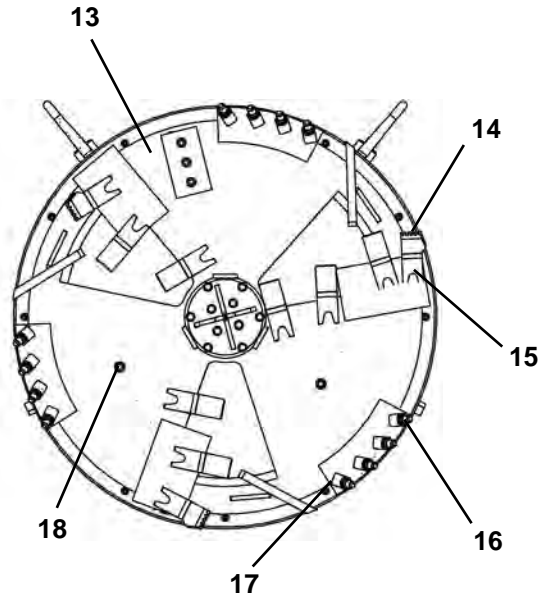


- 6. Carbide Tooth
- 7. Tooth Holder
- 8. Quad Cutter Bar
- 9. Quad Bar Mount



Mixed Ground Disc Cutter Head

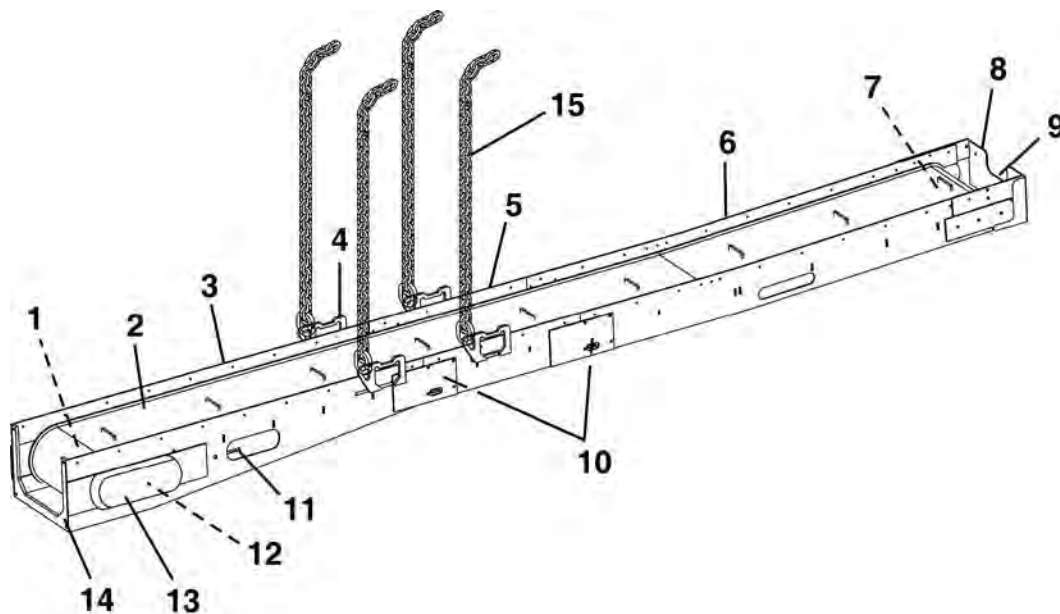
- 10. Triple Disc Cutter
- 11. Twin Disc Cutter
- 12. Face Scrapers



Closed Face Cutter Head

- 13. Closed Face
- 14. Cutter Tooth
- 15. Tooth Pocket
- 16. Carbide Tooth
- 17. Tooth Holder
- 18. Water/Lubrication Ports

CONVEYOR - BELT

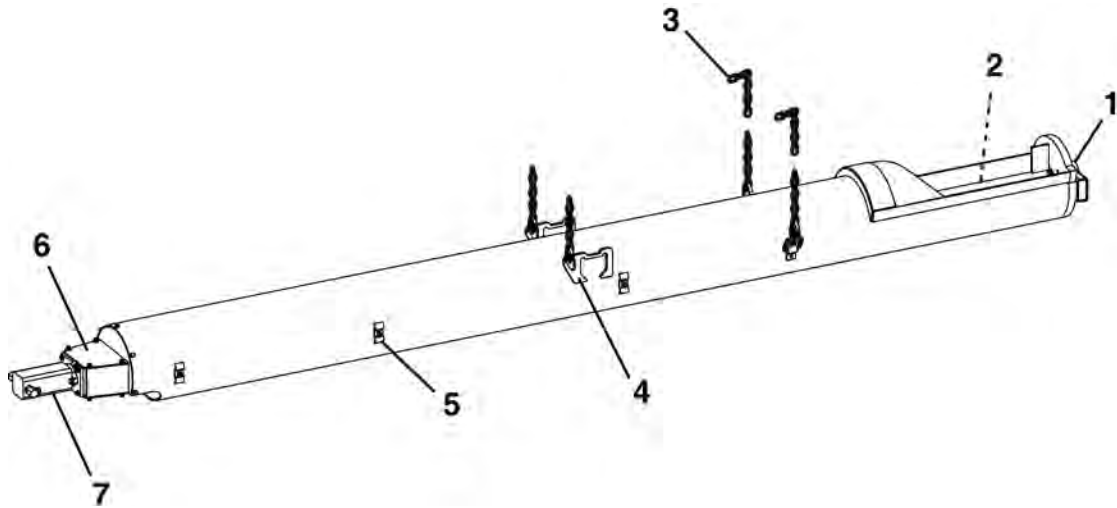


- 1. Drive Motor Frame Assembly
- 2. Belting
- 3. Drive Frame Assembly
- 4. Lift Bracket
- 5. Extension Frame Assembly

- 6. Feed Frame Assembly
- 7. Front Roller Assembly
- 8. Dirt Guard
- 9. Carrier Bearing
- 10. Idler Roller

- 11. Belt Tensioning Screw
- 12. Drive Motor & Roller Assembly
- 13. Conveyor Chain Cover
- 14. Drive Frame Free End Support
- 15. Safety Chain

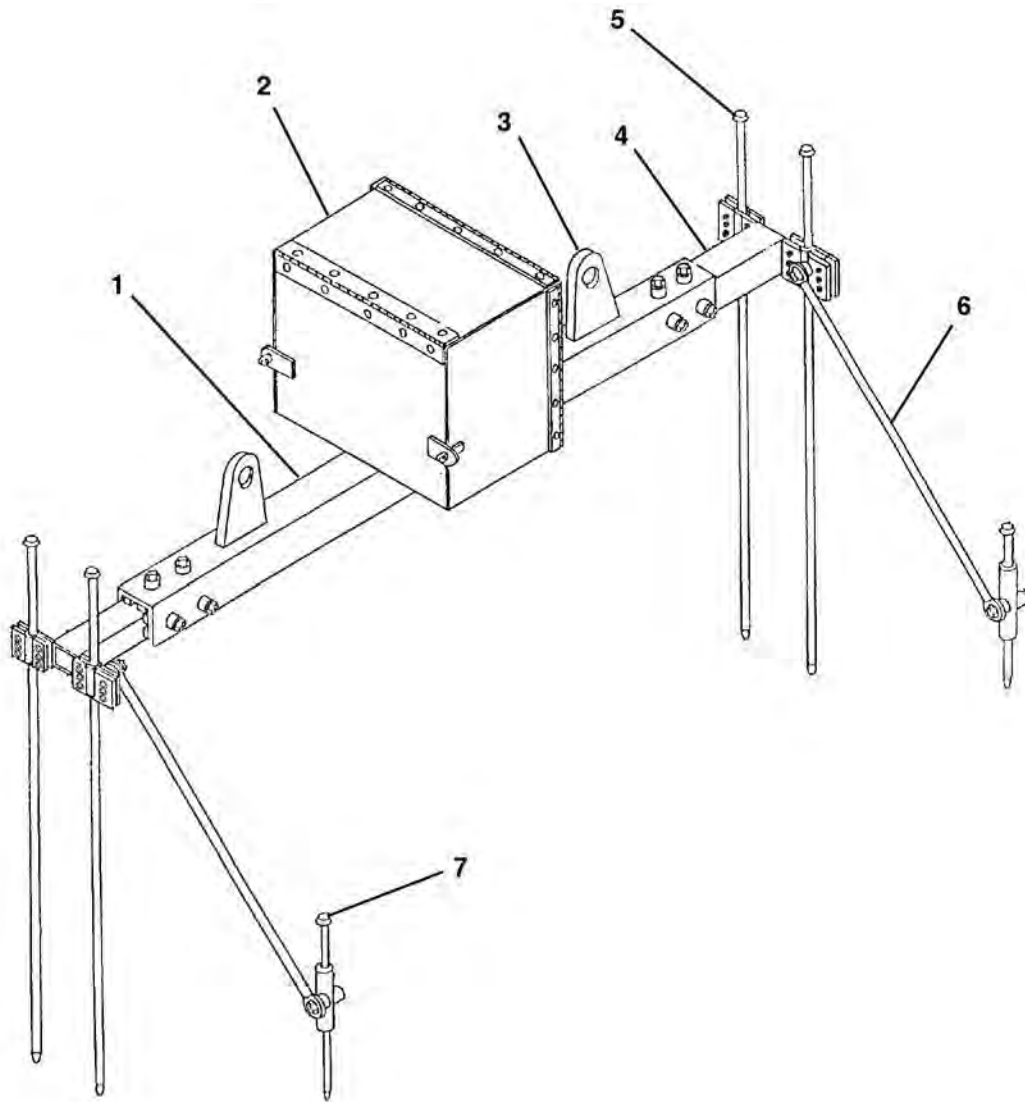
CONVEYOR - SCREW



- 1. Carrier Bearing
- 2. Auger
- 3. Safety Chain
- 4. Lift Bracket

- 5. Hose Clamp
- 6. Motor Mount
- 7. Motor

LASER LIGHT STAND



- 1. Adjustable Frame
- 2. Laser Box Assembly
- 3. Lift Bracket
- 4. Sliding Tube

- 5. Long Stake
- 6. Support Tube
- 7. Short Stake

NOTES

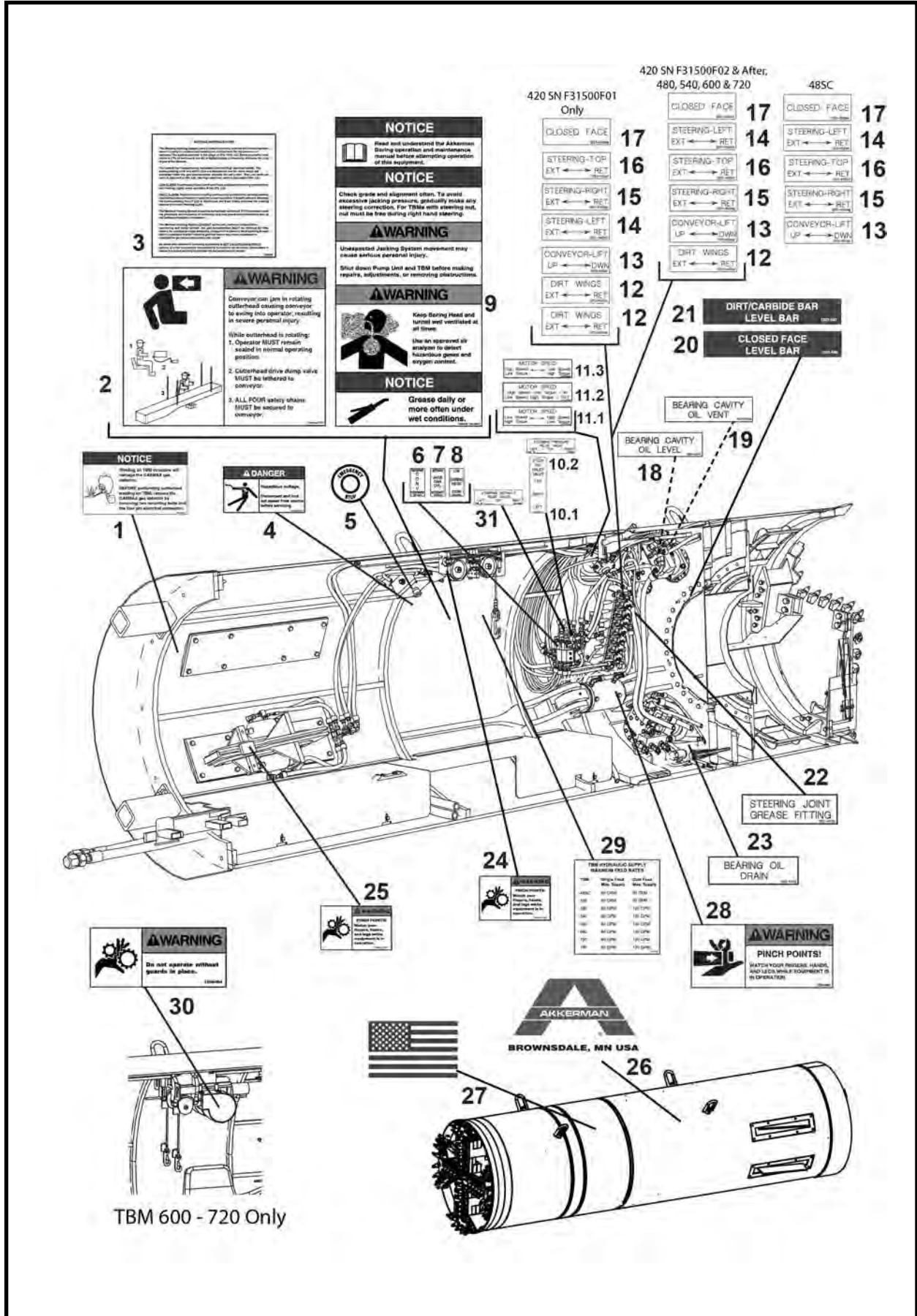


Decals

Tunnel Boring Machine	2
48SC - 420 - 480 - 540 - 600 - 720 Series II, 1255-017	
Left Side	2
Right Side	4
Cylinder Stroke Indicator	6
Pit Power Box (F19051F)	7
Conveyors	
Belt, 1255-018	8
Screw, 1255-009	9
Laser Light Laser Stand, 1255-020	10
Laser Light Laser Stand, 1255-113	11
Head Box, 1255-019	12

TUNNEL BORING MACHINE DECALS - LEFT SIDE, 1255-017

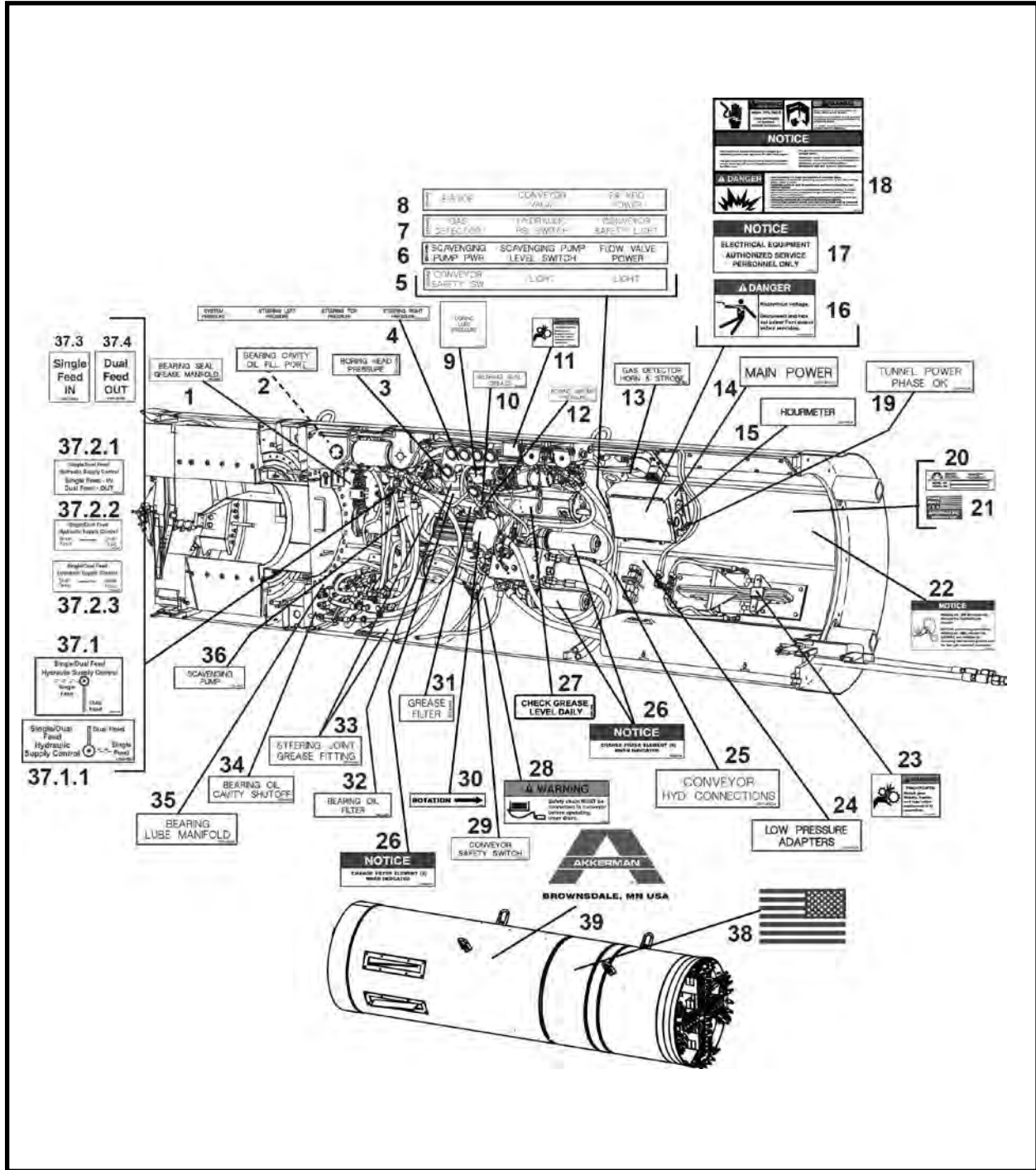
TBM Series II.5: 48SC - 420 - 480 - 540 - 600 - 720



TUNNEL BORING MACHINE DECALS - LEFT SIDE, 1255-017
TBM Series II.5: 48SC - 420 - 480 - 540 - 600 - 720

ITEM	QTY	PART NO.	DESCRIPTION
1	1	1251-320	DECAL, Notice, Welding Gas Detector Damage
2	1	1250-532a	DECAL, Warning, Conveyor Swing
3	1	1250-581	DECAL, Methane Warning System
4	1	1250-385	DECAL, Danger, Hazardous Voltage
5	1	P0310-474F	DECAL, Emergency Stop
6	1	1251-450an	DECAL, Conveyor Control
7	1	1251-450ao	DECAL, Jack Can Cylinder Control
8	1	1251-450ap	DECAL, Boring Head Control
9	1	1250-859	DECAL, TBM Warning Notice
10.1	1	1251-450am	DECAL, Steer PSI Relief Valve (420 SII - SN F31500F-01)
10.2	1	1251-450m or -450AA	DECAL, Steer PSI Relief Valve (All other models)
11.1	1	1251-450ab	DECAL, Motor Speed Control (420 SII - SN F31500F-01, 540SII & Larger)
11.2	1	1251-450ab1	DECAL, Motor Speed Control (480SII-F31700F-01)
11.3	1	1251-450ab2	DECAL, Motor Speed Control (420SII-F31500F-02 & After, 48SC-All, 480SII-F31700F-02 & After)
12.1	2	1251-450aj	DECAL, Dirt Wing Control (420 SII - SN F31500F-01)
12.2	1	1251-450aj	DECAL, Dirt Wing Control (All other models)
13	1	1251-450ai	DECAL, Conveyor Lift Control
14	1	1251-450ah	DECAL, Steering-Left Control
15	1	1251-450ag	DECAL, Steering-Right Control
16	1	1251-450af	DECAL, Steering-Top Control
17	1	1251-450ae	DECAL, Closed Face Control
18	1	1251-450n	DECAL, Bearing Cavity Oil Level
19	1	1251-450q	DECAL, Bearing Cavity Oil Vent
20	1	1251-448	DECAL, Closed Face Level Bar
21	1	1251-447	DECAL, Dirt/Carbide Bar Level Bar
22	1	1251-450b	DECAL, Steering Joint Grease Fitting
23	1	1251-450g	DECAL, Bearing Oil Drain
24	1	1250-562	DECAL, Warning, Pinch Points
25	1 per dirt wing	1250-562	DECAL, Warning, Pinch Points
26	1	1252-004	DECAL, Akkerman XX-Large
27	1	1250-560	DECAL, USA Flag, Large - Left
28	3/6	1250-480	DECAL, Warning Pinch Point (qty 1 per steering cylinder)
29	1	1252-063	DECAL, TBM Feed Rates
30	2	1250-004	DECAL, Warning, Keep Guards In Place (TBM 600 - 720 Only)
31	1	1251-450AV	DECAL, Steering Retract Relief Valve

TUNNEL BORING MACHINE DECALS - RIGHT SIDE, 1255-017
TBM Series II.5: 48SC - 420 - 480 - 540 - 600 - 720

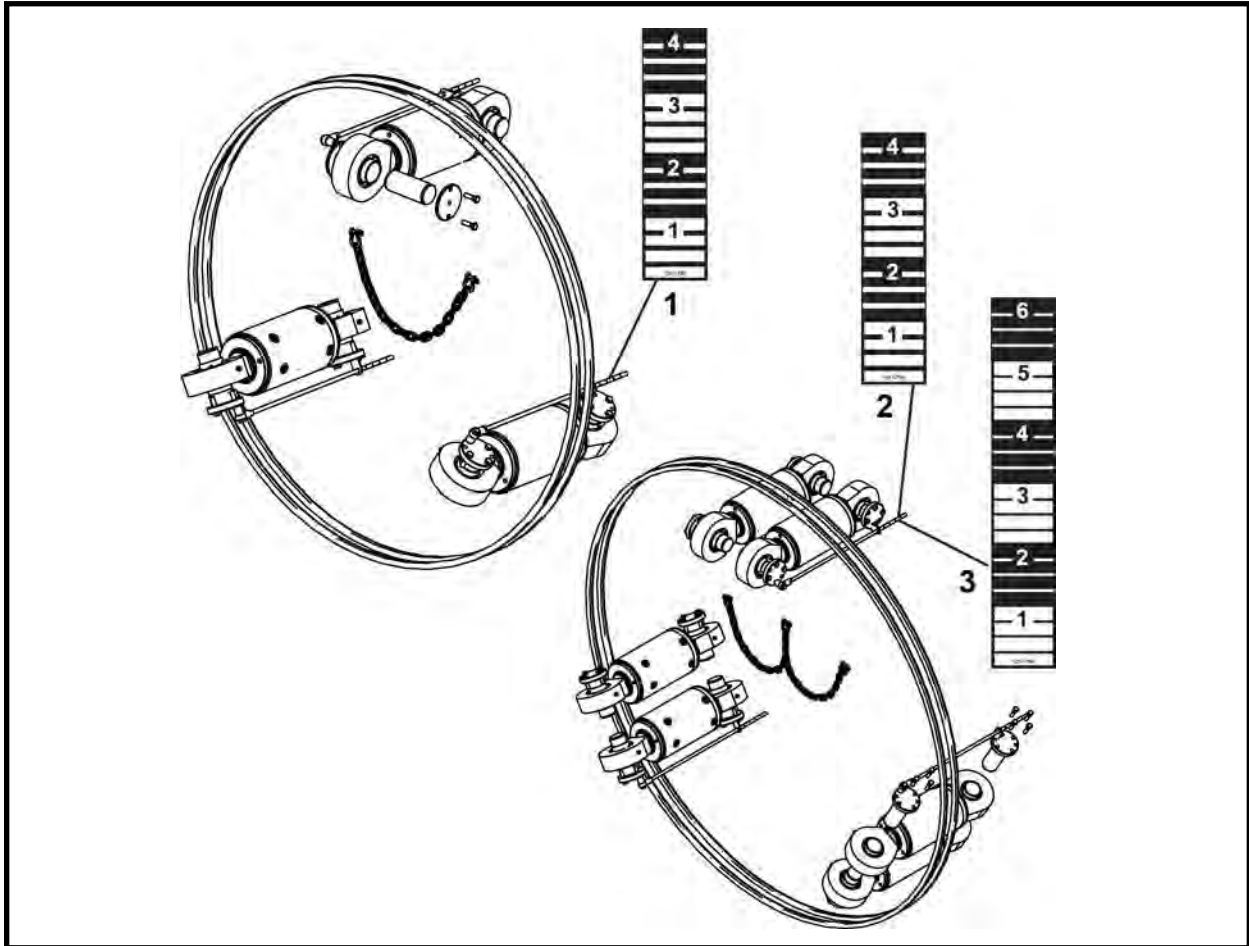


ITEM	QTY	PART NO.	DESCRIPTION
1	1	1251-450h	DECAL, Bearing Seal Grease Manifold
2	1	1251-450o	DECAL, Bearing Cavity Oil Fill Port
3	1	1251-450ad	DECAL, Boring Head Pressure
4	1	1251-450ac	DECAL, System-Steering Pressure
5	1	1251-443i	DECAL, Conveyor Safety Switch-Light-Light
6	1	1251-443h	DECAL, Scavenging Pump Pwr-Scavenging Pump Level Switch-Flow
7	1	1251-443g	DECAL, Gas Detector-Hydraulic PSI-Conveyor Safety Light
8	1	1251-443f	DECAL, E-Stop-Conveyor Valve-24 VDC Power

TUNNEL BORING MACHINE DECALS - RIGHT SIDE, 1255-017
TBM Series II.5: 48SC - 420 - 480 - 540 - 600 - 720

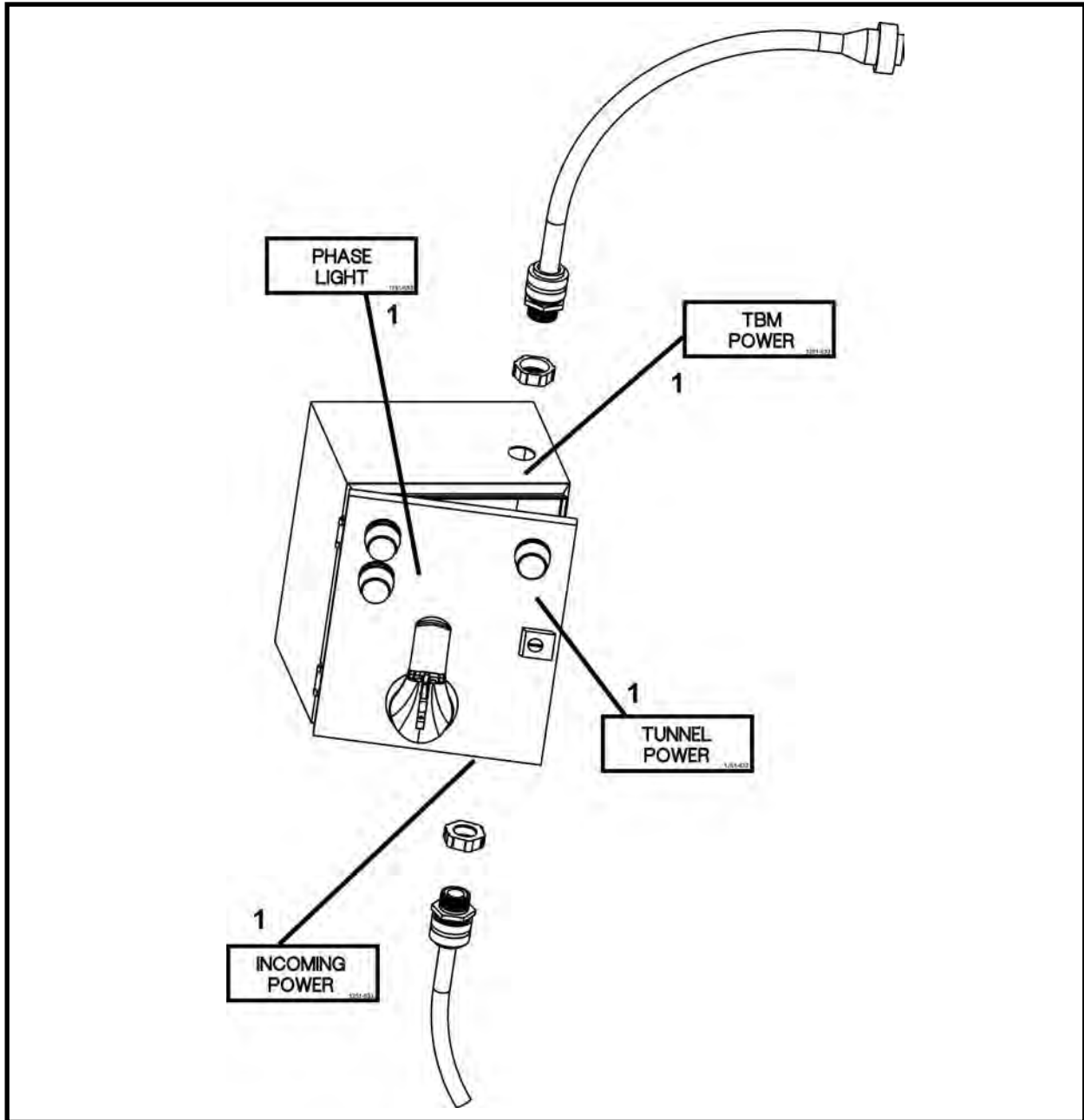
ITEM	QTY	PART NO.	DESCRIPTION
9	1	1251-450ak	DECAL, Boring Lube Pressure
10	1	1251-450ar	DECAL, Bearing Seal Grease
11	1	1250-562	DECAL, Warning, Pinch Points
12	1	1251-450al	DECAL, Boring Grease Pressure
13	1	1251-450l	DECAL, Gas Detector Horn & Strobe
14	1	1251-450t	DECAL, Main Power
15	1	1251-450w	DECAL, Hourmeter
16	1	1250-385	DECAL, Danger, Hazardous Voltage
17	1	1250-383	DECAL, Notice, Electrical Equipment
18	1	1251-649	DECAL, Danger, Warning, Notice, Gas Detector
19	1	1251-450k	DECAL, Tunnel Power Phase OK
20	1	REF	PLATE, Serial Number
21	1	1250-544	DECAL, Made In USA
22	1	1251-320	DECAL, Notice, Welding Gas Detector Damage
23	1 per dirt wing	1250-562	DECAL, Warning, Pinch Points
24	1	1251-450x	DECAL, Low Pressure Adapters
25	1	1251-450e	DECAL, Conveyor Hyd Connections
26	3	40000-16	DECAL, Notice, Change Filter
27	1	1251-382	DECAL, Check Grease Level Daily
28	1	1250-006	DECAL, Warning, Safety Chain To Conveyor
29	1	1251-450j	DECAL, Conveyor Safety Switch
30	1	3-700Rw	DECAL, Rotation - Right
31	1	1251-450aq	DECAL, Grease Filter
32	1	1251-450c	DECAL, Bearing Oil Filter
33	2	1251-450b	DECAL, Steering Joint Grease Fitting
34	1	1251-450p	DECAL, Bearing Oil Cavity Shutoff
35	1	1251-450d	DECAL, Bearing Lube Manifold
36	1	1251-450s	DECAL, Scavenging Pump
37.1	1	1251-844	DECAL, Single/Dual Feed Hydraulic Supply Control (420 SII - SN F31500F-01)
37.1.1	1	1252-056	DECAL, Single/Dual Feed Hydraulic Supply Control (420 SII - SN F31500F-01)
37.2.1	1	1251-924	DECAL, Single/Dual Feed Hydraulic Supply Control (480 - SN F31700F-01)
37.2.2	1	1251-924C	DECAL, Single/Dual Feed Hydraulic Supply Control (All 48SC, 420 sn 2 & after, 480 sn 2 & after, 720)
37.2.3	1	1251-924F	DECAL, Single Dual Feed (All 48SC, 420 sn 2 & after, 480 sn 2 & after, 600)
37.3	1	1251-924A	DECAL, Single Feed IN (540 SN F31800F Only)
37.4	1	1251-924B	DECAL, Dual Feed OUT (540 SN F31800F Only)
38	1	1251-326	DECAL, USA Flag, Large - Right
39	1	1252-004	DECAL, Akkerman XX-Large

CYLINDER STROKE INDICATOR DECALS



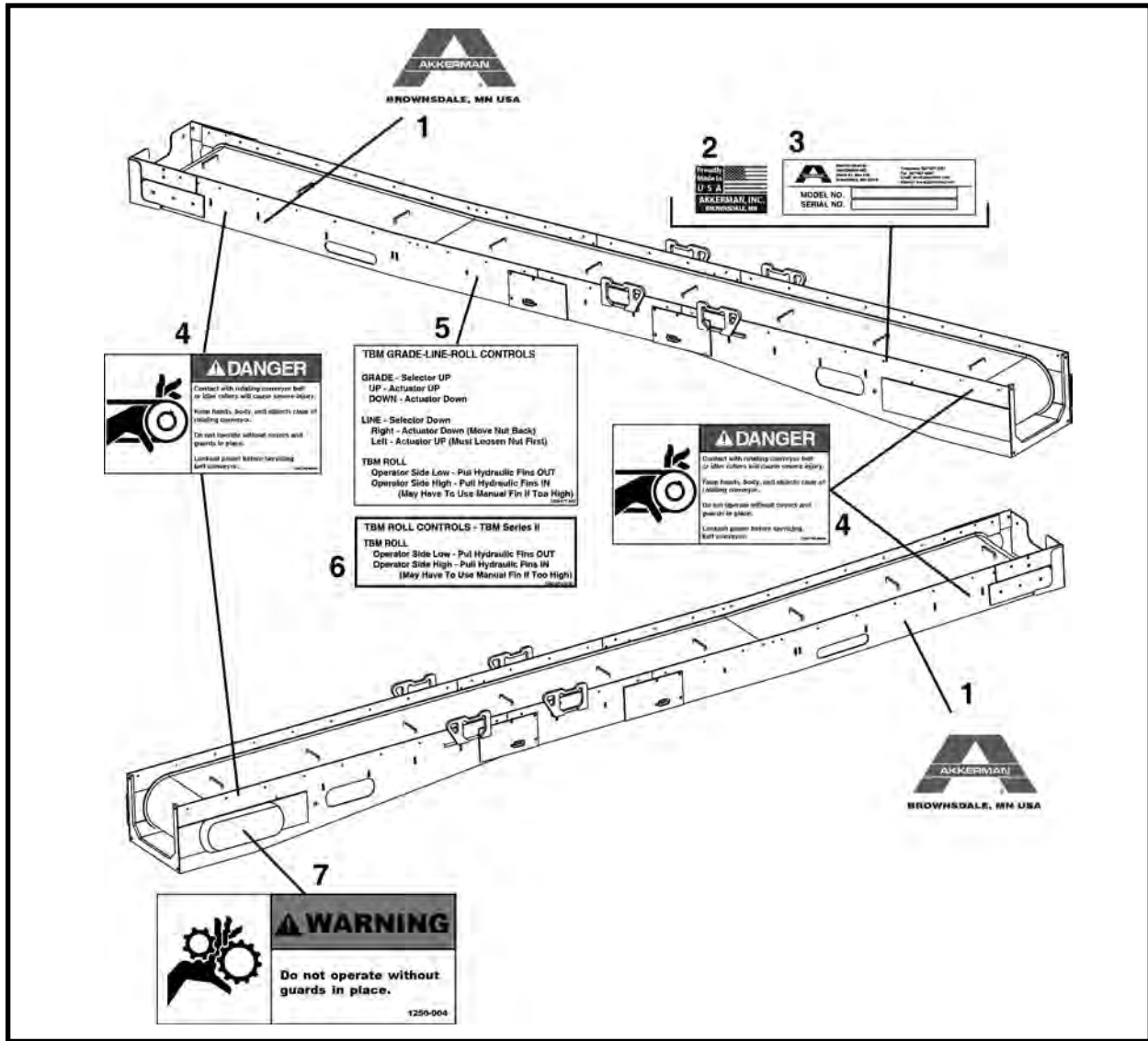
ITEM	QTY	PART NO.	DESCRIPTION
1	3	1251-785	DECAL, Cylinder Stroke Indicator - 4" - 48SC-420-480-540
2	3	1251-785	DECAL, Cylinder Stroke Indicator - 4" - 600
3	3	1251-784	DECAL, Cylinder Stroke Indicator - 6" - 720

PIT POWER BOX (F19051F) DECALS



ITEM	QTY	PART NO.	DESCRIPTION
1	1	1251-533	DECAL, Pit Box F19051F

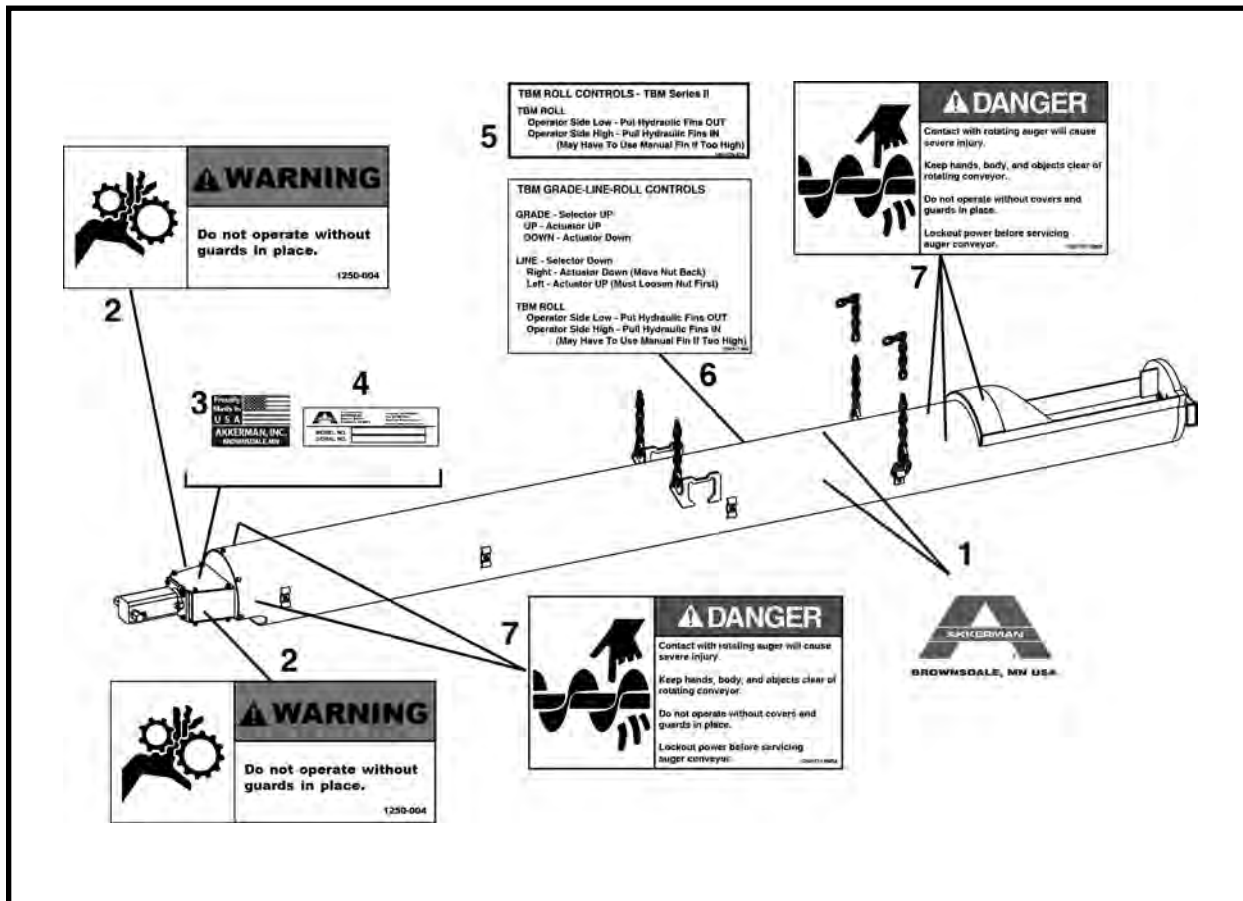
BELT CONVEYOR DECALS, 1255-018
1015 - 1215 - 1615 - 2015 - 2415 - 2418 BELT CONVEYORS



ITEM	QTY	PART NO.	DESCRIPTION
0	1	1255-018	KIT, Decal Belt Conveyor
1	2	1251-246	DECAL, Akkerman, Large
2	1	1250-544	DECAL, Made In USA
3	1	REF	PLATE, Serial Number
4	4	1250-750	DECAL, Danger Rotating Belt Conveyor
5	1	1250-577	DECAL, TBM Steering Controls
6	1	1250-577A	DECAL, TBM Steering Controls - TBM Series II
7	1	1250-004	DECAL, Warning, Guards Must Be In Place

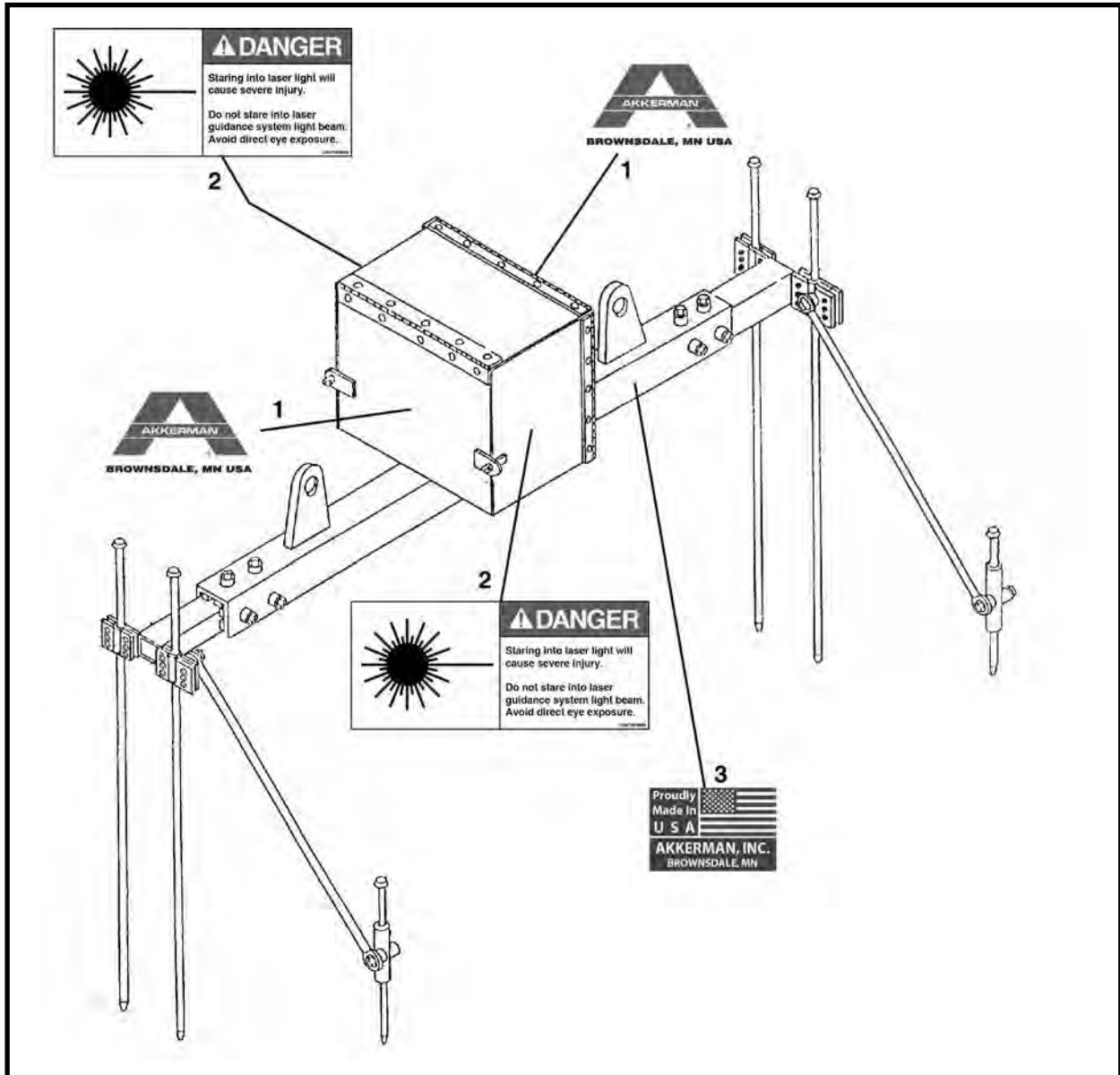
SCREW CONVEYOR DECALS, 1255-009

120EX - 140EX - 160 SCREW CONVEYORS



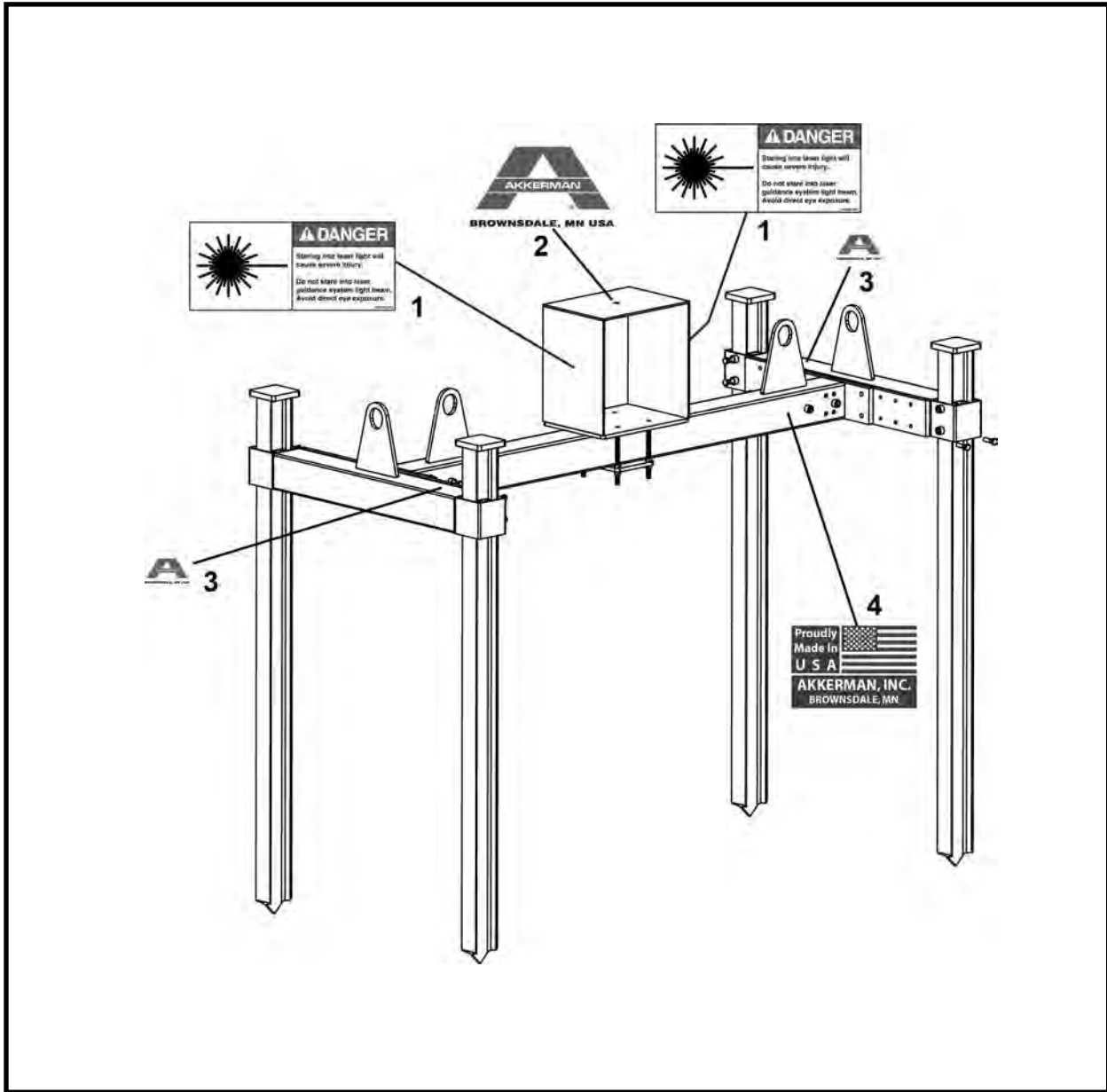
ITEM	QTY	PART NO.	DESCRIPTION
0	1	1255-009	KIT, Decal Screw Conveyor
1	2	1251-246	DECAL, Akkerman, Large
2	1	1250-004	DECAL, Warning, Guards Must Be In Place
3	1	1250-544	DECAL, Made In USA
4	1	REF	PLATE, Serial Number
5	1	1250-577A	DECAL, TBM Steering Controls - TBM Series II
6	1	1250-577	DECAL, TBM Steering Controls
7	5	1250-751	DECAL, Danger Rotating Auger Conveyor

LASER LIGHT STAND DECALS, 1255-020



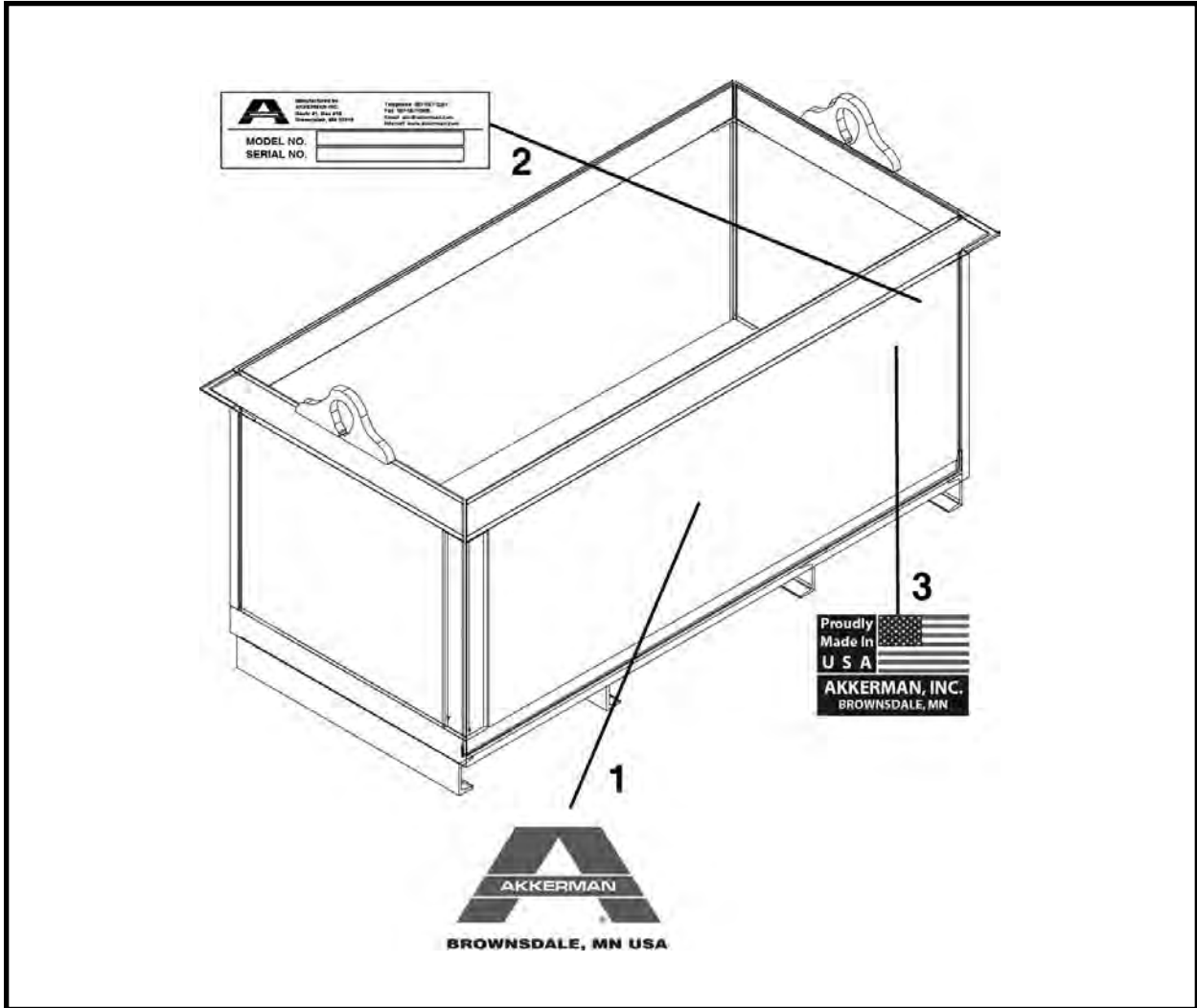
ITEM	QTY	PART NO.	DESCRIPTION
0	1	1255-020	KIT, Decal Laser Light Stand
1	2	1251-245	DECAL, Akkerman, X Large
2	2	1250-749	DECAL, Danger, Laser Light
3	1	1250-544	DECAL, Made In USA
4	1	REF	PLATE, Serial Number

LASER LIGHT STAND DECALS, 1255-113



ITEM	QTY	PART NO.	DESCRIPTION
0	1	1255-113	KIT, Decal Laser Light Stand
1	2	1250-749	DECAL, Danger, Laser Light
2	1	1251-245	DECAL, Akkerman, X Large
3	2	1251-247	DECAL, Akkerman, Medium
4	1	1250-544	DECAL, Made In USA

HEAD BOX DECALS, 1255-019



ITEM	QTY	PART NO.	DESCRIPTION
0	1	1255-019	KIT, Decal Head Box
1	2	1251-245	DECAL, Akkerman, X Large
2	1	REF	PLATE, Serial Number
3	1	1250-544	DECAL, Made In USA



Structurals

TBM Frame Assembly

Final Assembly	
48SC - 420 - 480 - 540	3
600 - 720	4
Steering Assembly	
48SC - 420 - 480 - 540	6
600 - 720	7
Front Section Assembly	
48SC Series II, 031603A	8
420 Series II, 031554A	9
480 - 540 Series II	10
Bulkhead Door Assembly	11
600 - 720 Series II	12
Bulkhead Door Assembly	13
Back Section Assembly	
48SC - 420 - 480 - 540	14
600 - 720	15
Back Drum Assembly	
48SC - 420 - 480 - 540	16
Conveyor Lift Assembly, 025315A00	18
600 - 720	17
Conveyor Lift Assembly, 012609A01	20
Floor Assembly	
48SC - 420 - 480 - 540	22
600 - 720	23
Seat Assembly, 003695A00 (480 Series II)	24
Seat Assembly, 024510A (540 - 600 - 720 Series II)	25
524 Haul Unit Wheel Stop Assembly, 023416A	26
Haul Unit Stop, 025944A (600 - 720 Series II)	27
Hydraulic Dirt Wing (Short - CW) Assembly, 014695A (420 Series II)	28
Hydraulic Dirt Wing (Mid - CW) Assembly, 019083A (480 Series II)	29
Hydraulic Dirt Wing (Long - CW) Assembly, 014693A (540-600-720)	30
Drive Assembly	
48SC Series II, 024605A	31
420 Series II, 031005A	32
480 Series II, 028505A	33
540 Series II, 028605A	34
600 Series II, 025905A	35
720 Series II, 028805A	36

Continued on next page.

Structurals (continued)

TBM Frame Assembly (continued)

Bell End Ring	37
Dirt Bar Assembly	
48SC - 420 Series II	38
480 - 540 Series II	39
600 - 720 Series II	40
Quad Bar Assembly	
48SC - 420 - 480 - 540 Series II	42
600 - 720 Series II	43
Closed Face Assembly	
48SC - 420 Series II	44
480 - 540 Series II	45
600 Series II, F25965F.....	46
720 Series II, F31070F.....	47
Front Face Assembly	
48SC - 420 - 480 - 540 Series II.....	48
600 - 720 Series II	49
Rotary Hub Assembly, 028671A	50
Closed Face Mount Assembly	
48SC Series II, 031696A	51
420 Series II, 031596A	52
480 Series II, 031737A	53
540 Series II, 031856A	54
600 Series II, 025998A	55
720 Series II, 033124A	56
Closed Face Mount Assembly To Series I TBM	
48SC - 420 Series II Closed Face	58
480 - 540 Series II Closed Face	59
600 Series II Closed Face, 025999A	60
720 Series II Closed Face, 028899A	61

Disc Cutter Heads

DCH 48SC Series II 50" Gage Assembly (Bi-Directional), F31950F	62
DCH 480 Series II 62" Gage Assembly (Bi-Directional), F31990F	63
DCH 600 Series II 74" Gage Assembly (Bi-Directional), F31962F	64
DCH 48SC 50" Gage Assembly (Uni-Directional), F32650F	65
DCH 480 62" Gage Assembly (Uni-Directional), F33162F	66
DCH 540 68" Gage Assembly (Uni-Directional), F61465F	67
DCH 600 74" Gage Assembly (Uni-Directional), F32660F	68
DCH 720 88" Gage Assembly (Uni-Directional), F33072F	69

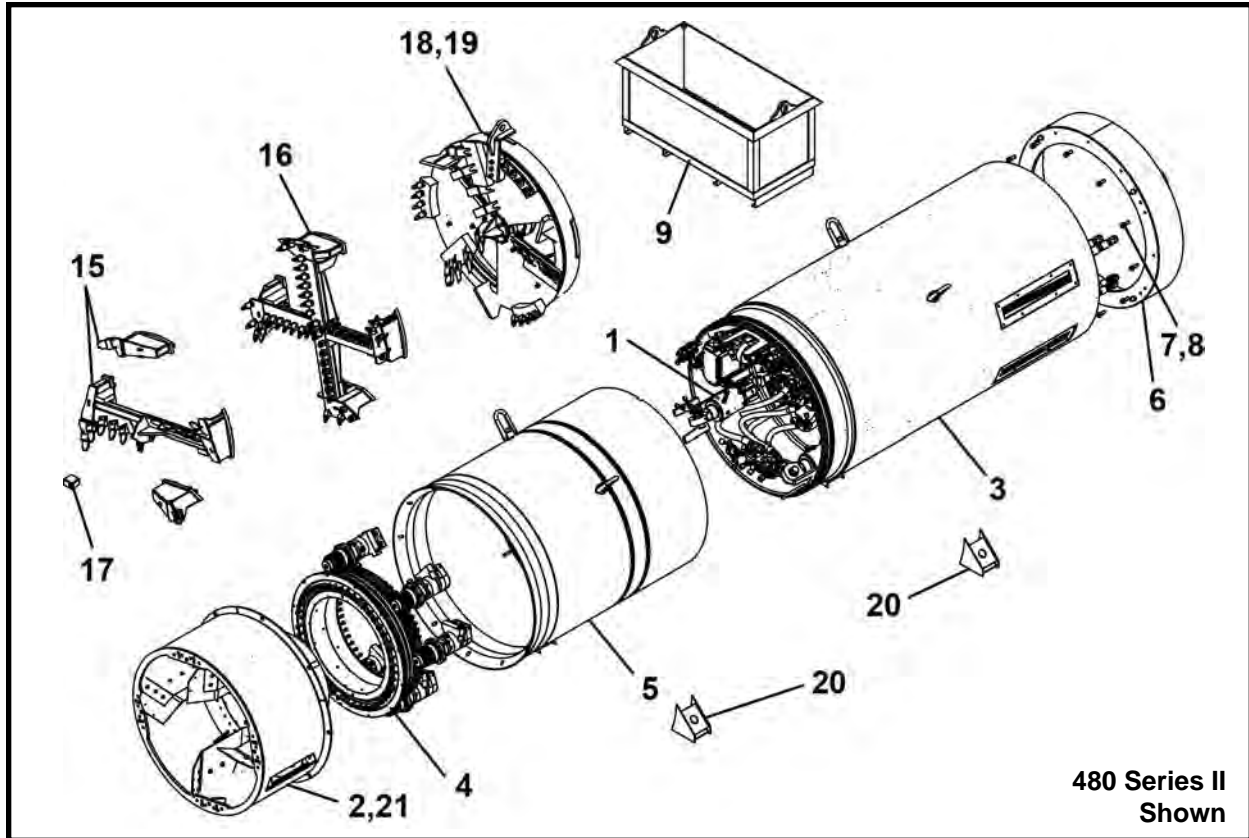
Laser Light Stand

Laser Light Stand, F05866F00 (5000 Pump Unit)	70
Laser Light Stand, F21675F (5000, 5000 Series II & 5200 Pump Units).....	71
Laser Light Stand, F61087F (5000, 5000 Series II & 5200 Pump Units).....	72

Conveyors See Section 11 Miscellaneous/Conveyors/IJS

Intermediate Jacking Stations See Section 6 Hydraulics

FINAL ASSEMBLY
TBM Series II: 48SC - 420 - 480 - 540



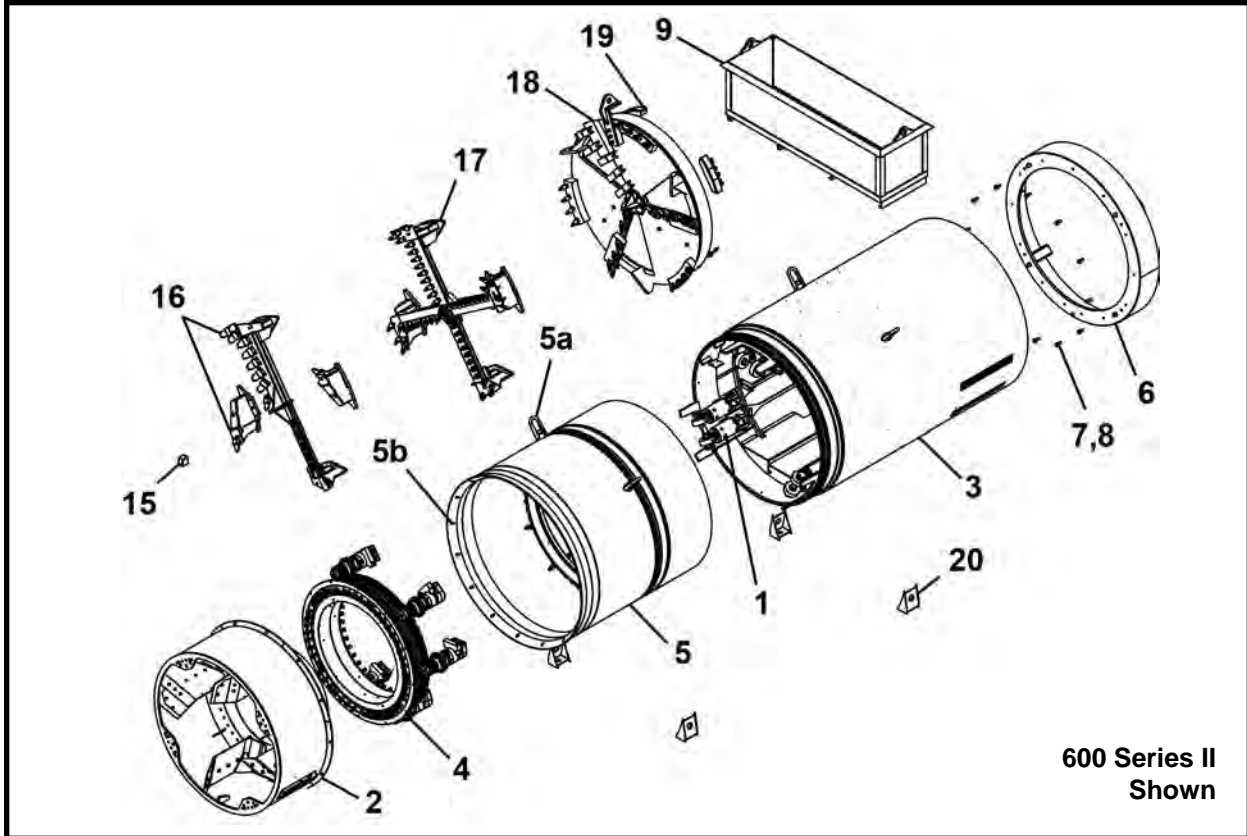
ITEM	QTY	48SC-SII PART NO.	420-SII PART NO.	480-SII PART NO.	540-SII PART NO.	DESCRIPTION
0	1	F31600F	F31500F	F31700F	F31800F	FINAL ASSEMBLY
1***	1	024602A	027902A	028502A	028602A	STEERING ASSEMBLY
2***	1	031603A	031554A	031703A	031803A	FRONT SECTION ASSEMBLY
3***	1	031604A	031550A	031704A	031804A	BACK SECTION ASSEMBLY
4***	1	024605A	031005A	028505A	028605A	DRIVE ASSEMBLY
5	1	031606A	031552A	031706A	031806A	WELD, Front Section (Includes 5a)
5a	2	P0098-067	P0098-067	-	-	RING, Hoist 7,000 lbs
5a	2	-	-	P0098-068	P0098-068	RING, Hoist 10,000 lbs
6***	1	031646A	023710A00	023810A00	018310A00	RING, Bell End
7	12/13/13/13	P0040-012	P0040-012	P0040-012	P0040-012	WASHER, Hardened Flat 3/4
8	13	-	-	P0001-12-009	-	BOLT, Hex 3/4 UNC x 2 .25
8	12/13/13	P0001-12-008	P0001-12-008	-	P0001-12-008	BOLT, Hex 3/4 UNC x 2
9	1	F10350F00	F10350F00	F10350F00	F10360F00	BOX, Boring Head
10**^	1	031601A	031071A	031701A	031801A	HYDRAULICS ASSEMBLY
11**^	1	031630A	031030A	031732A	031832A	LUBE ASSEMBLY
12**^	1	031633A	031031A	031733A	031898A	GREASE ASSEMBLY
13**^^	1	031631A	019075A	019075A	031631A	ELECTRICAL ASSEMBLY
14*	60/70/75/90	P0126-050	P0126-050	P0126-050	P0126-050	OIL, Mobil Gear 600 XP 460
15***	1	031619A	031517A	031717A	031817A	DIRT BAR ASSEMBLY
16***	1	031636A	031536A	031736A	031836A	QUAD BAR ASSEMBLY
17	1	P0091-031	P0091-031	P0091-031	P0091-031	LEVEL, Self Leveling Laser
18***	0	F24665F	F27965F	F28565F	F28665F	CLOSED FACE ASSEMBLY
19***	0	031696A	031596A	031737A	031856A	MOUNT, Closed Face
20	4	032329A	032692A	032951A	032954A	STABILIZER, Launch
21	1	-	031527A	-	-	INNER DRUM
22**^^^	1	1255-017	1255-017	1255-017	1255-017	KIT, DECAL, TBM Series II

* Quarts ** Not Shown

*** Refer to this section for parts information. ^ Refer to Section 6, Hydraulics for parts information.

^^ Refer to Section 5, Electrical for parts information. ^^ Refer to Section 2, Decals for parts information.

FINAL ASSEMBLY
TBM Series II: 600 - 720



ITEM	QTY	600-SII PART NO.	720-SIII PART NO.	DESCRIPTION
0	1	F32700F	F33100F	FINAL ASSEMBLY
1**	1	025902A	028802A	STEERING ASSEMBLY
2**	1	032089A	032099A	FRONT SECTION ASSEMBLY
3**	1	032704A	033104A	BACK SECTION ASSEMBLY
4**	1	025905A	028805A	DRIVE ASSEMBLY
5	1	032706A	033106A	WELD, Front Section (Includes 5a & 5b)
5a	2	P0098-069	P0098-069	RING, Hoist 15,000 lbs
5b	16/12	P0031-08-016	P0031-08-016	SCREW, Socket Head Cap 1/2 UNC x 4
6**	1	019386A00	020814A00	RING, Bell End
7	13	P0001-12-008	P0001-12-008	BOLT, Hex 3/4 UNC x 2
8	13	P0040-012	P0040-012	WASHER, Hardened Flat 3/4
9	1	F10360F00	F10360F00	BOX, Boring Head
10* ^	1	032701A	033101A	HYDRAULICS ASSEMBLY
11* ^	1	032702A	033102A	LUBE ASSEMBLY
12* ^	1	032703A	033103A	GREASE ASSEMBLY
13* ^^	1	031631A	031631A	ELECTRICAL ASSEMBLY
14	110/125 QT	P0126-050	P0126-050	OIL, Mobil Gear 600 XP 460
15	1	P0091-031	P0091-031	LEVEL, Self Leveling Laser
16**	1	032083A	032093A	DIRT BAR ASSEMBLY
17**	1	032720A	033110A	QUAD BAR ASSEMBLY
18**	0	F25965F	F31070F	CLOSED FACE ASSEMBLY
19**	0	025998A	033124A	MOUNT, Closed Face
20	4	032956A	032961A	STABILIZER, Launch
21^^^	1	1255-017	1255-017	KIT, Decal, TBM Series II

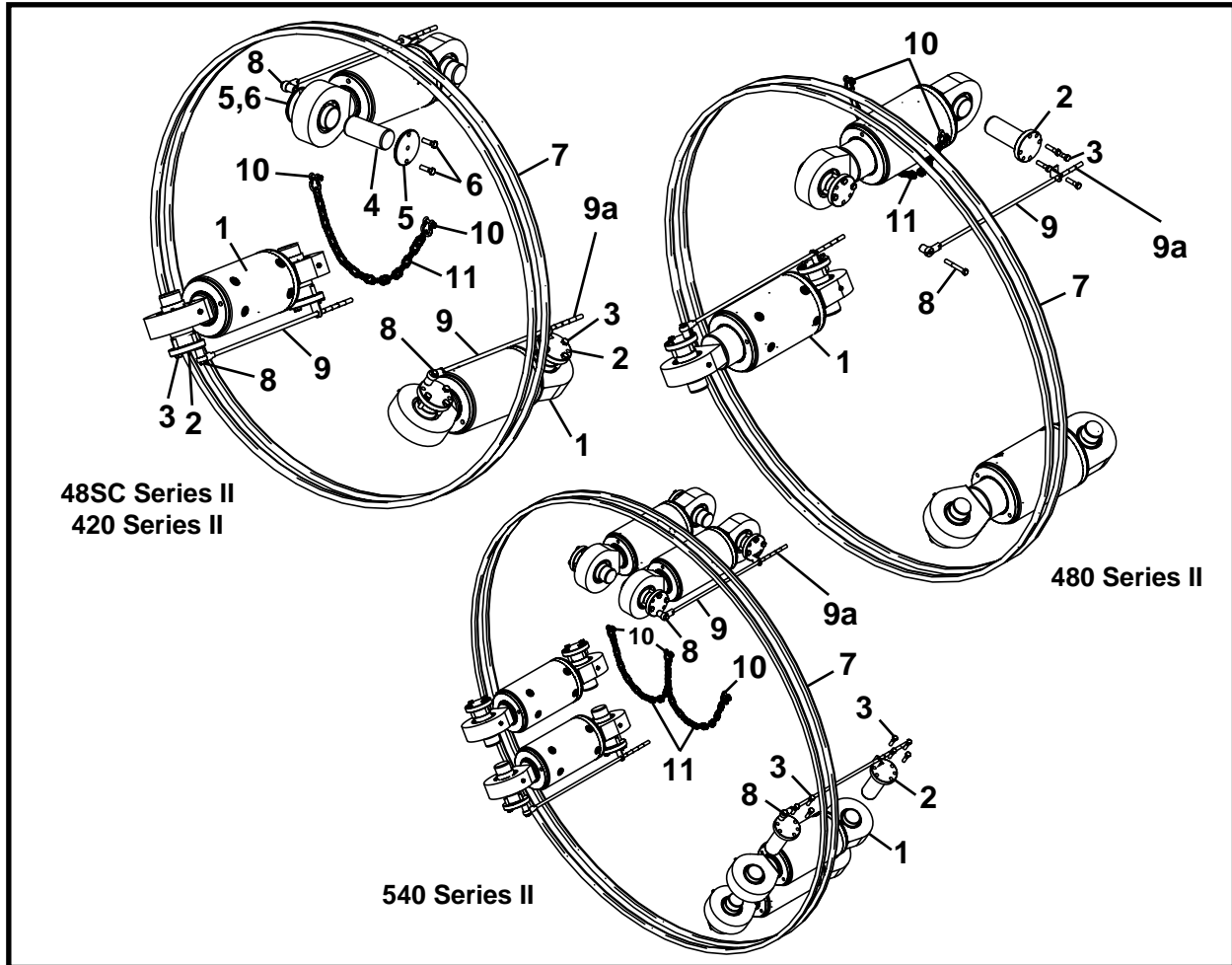
QT - Quarts * Not Shown

** Refer to this section for parts information. ^ Refer to Section 6, Hydraulics for parts information.

^^ Refer to Section 5, Electrical for parts information. ^^ Refer to Section 2, Decals for parts information.

NOTES

STEERING ASSEMBLY
TBM Series II: 48SC - 420 - 480 - 540



ITEM	QTY	48SC-SII PART NO.	420-SII PART NO.	480-SII PART NO.	540-SII PART NO.	DESCRIPTION
0	1	024602A	027902A	028502A	028602A	STEERING ASSEMBLY
1*	3/3/3/6	021175A	021175A	031075A	021175A	CYLINDER
1*	3/3/3/6	P0307-240	P0307-240	P0307-239	P0307-240	CYLINDER
2	5/5/6/12	023174P	023174P	023174P	023174P	PIN, Cylinder
3	18/18	P0001-06-006	P0001-06-006	-	-	BOLT, Hex 3/8 UNC x 1.5
3	21/45	-	-	P0001-06-006	P0001-06-006	BOLT, Hex 3/8 UNC x 1.5
4	1/1	032909P	032909P	-	-	PIN, Cylinder, Top Steering
5	2/2	032910P	032910P	-	-	RETAINER, Pin
6	3/3	P0001-06-005	P0001-06-005	-	-	BOLT, Hex 3/8 UNC x 1.25
7	2	P0088-260	P0088-028	P0088-029	P0088-261	ORING
8	3	P0001-06-011	P0001-06-011	P0001-06-011	P0001-06-011	BOLT, Hex 3/8 UNC x 2.75
9	3	028794A	028794A	028793A	028794A	GAGE, 3 PT Steer (Inc Item 9a)
9a	3	1251-785	1251-785	1251-785	1251-785	DECAL, Cyl Stroke Ind. 4"
10	2/2/2/3	P0091-003	P0091-003	P0091-003	P0091-003	SHACKLE, Anchor 1/4
11	20/20 LI	P0094-004	P0094-004	-	-	CHAIN
11	20/40 LI	-	-	P0094-004	P0094-004	CHAIN

* Refer to section 10, Cylinders for parts information.

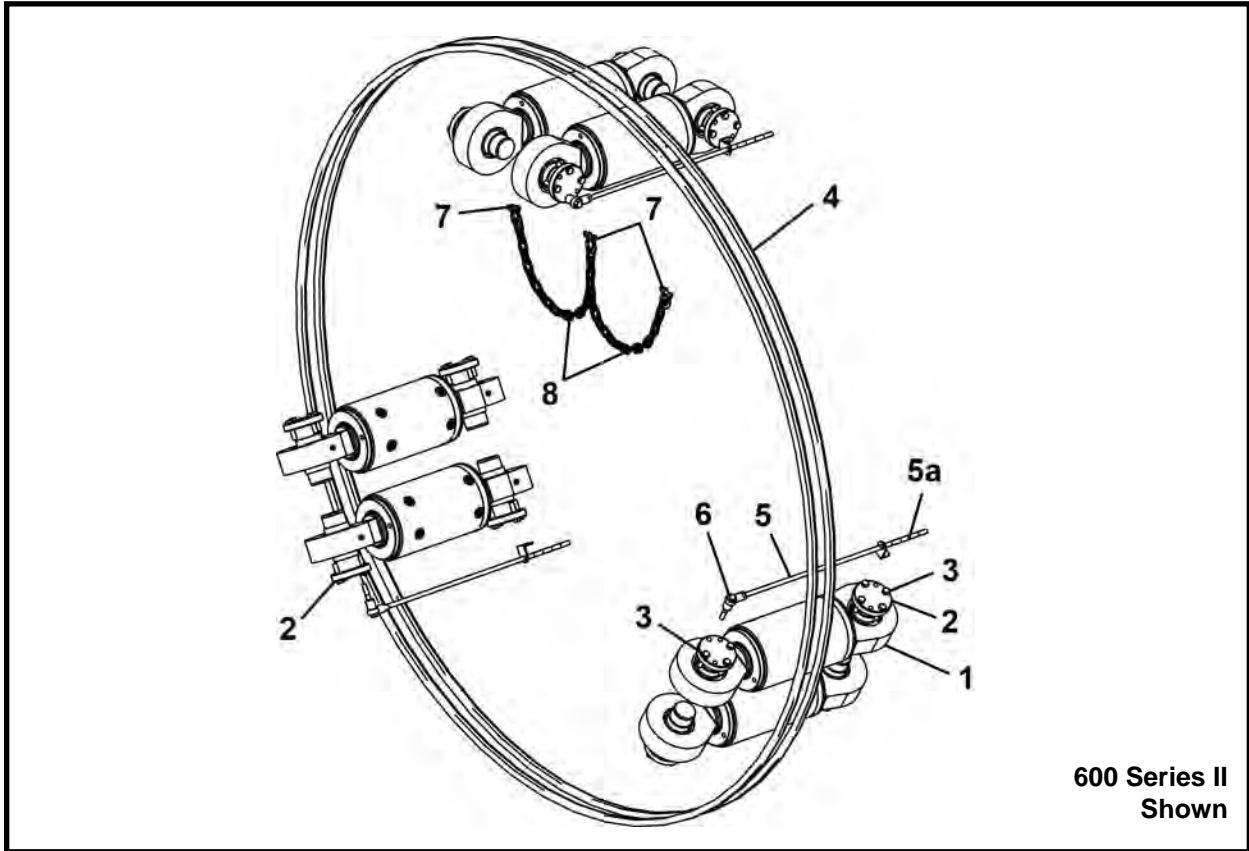
There are two styles of cylinders:

1. Cylinder welded in three parts (021175A and 031075A) - these cylinders are no longer available. If it is necessary to replace one of these cylinders, the cylinder must be replaced with the appropriate P0307-xxx cylinder.
2. Cylinders with one piece barrel (P0307-239 and P0307-240) The part number is stamped on the barrel. Current cylinders.

LI - Linear Inch

TBMseriesII-48sc-720pm_050158A-028502a_revD-D-C-C

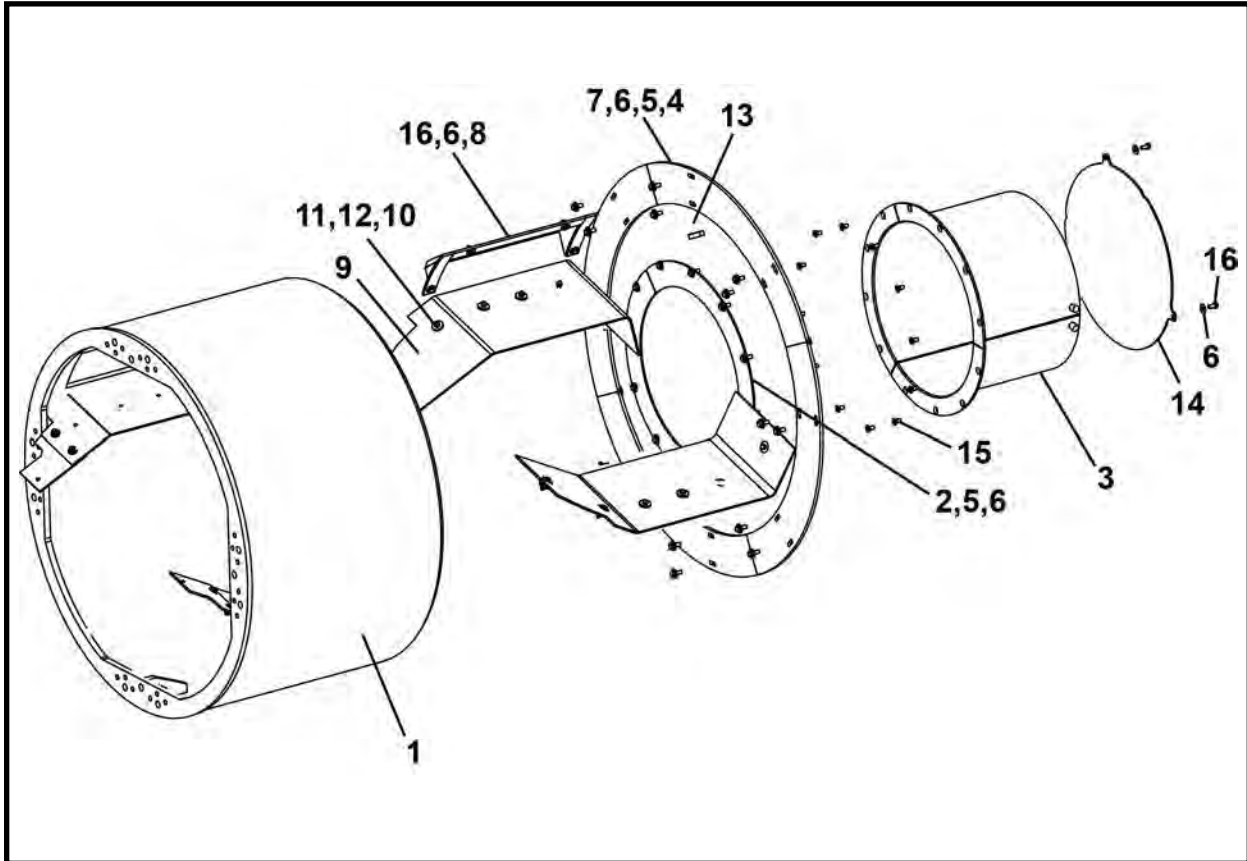
STEERING ASSEMBLY
TBM Series II: 600 - 720



ITEM	QTY	600-SII PART NO.	720-SIII PART NO.	DESCRIPTION
0	1	025902A	028802A	STEERING ASSEMBLY
1*	6	P0307-240	P0307-242	CYLINDER ASSEMBLY
2	12	023174P	023174P	PIN, CYLINDER, 2.00
3	45	P0001-06-006	P0001-06-006	BOLT, Hex 3/8 UNC x 1.5
4	2	P0088-262	P0088-263	ORING
5	3	028794A	028795A	GAGE, 3 PT Steer (Includes item 5a)
5a	1	1251-785	1251-784	DECAL, Cylinder Stroke Indicator ^"
6	3	P0001-06-011	P0001-06-011	BOLT, Hex 3/8 UNC x 2.75
7	3	P0091-003	P0091-003	ANCHOR SHACKLE
8	40	P0094-004	P0094-004	CHAIN, 3/16

* Refer to section 10, Cylinders for parts information.

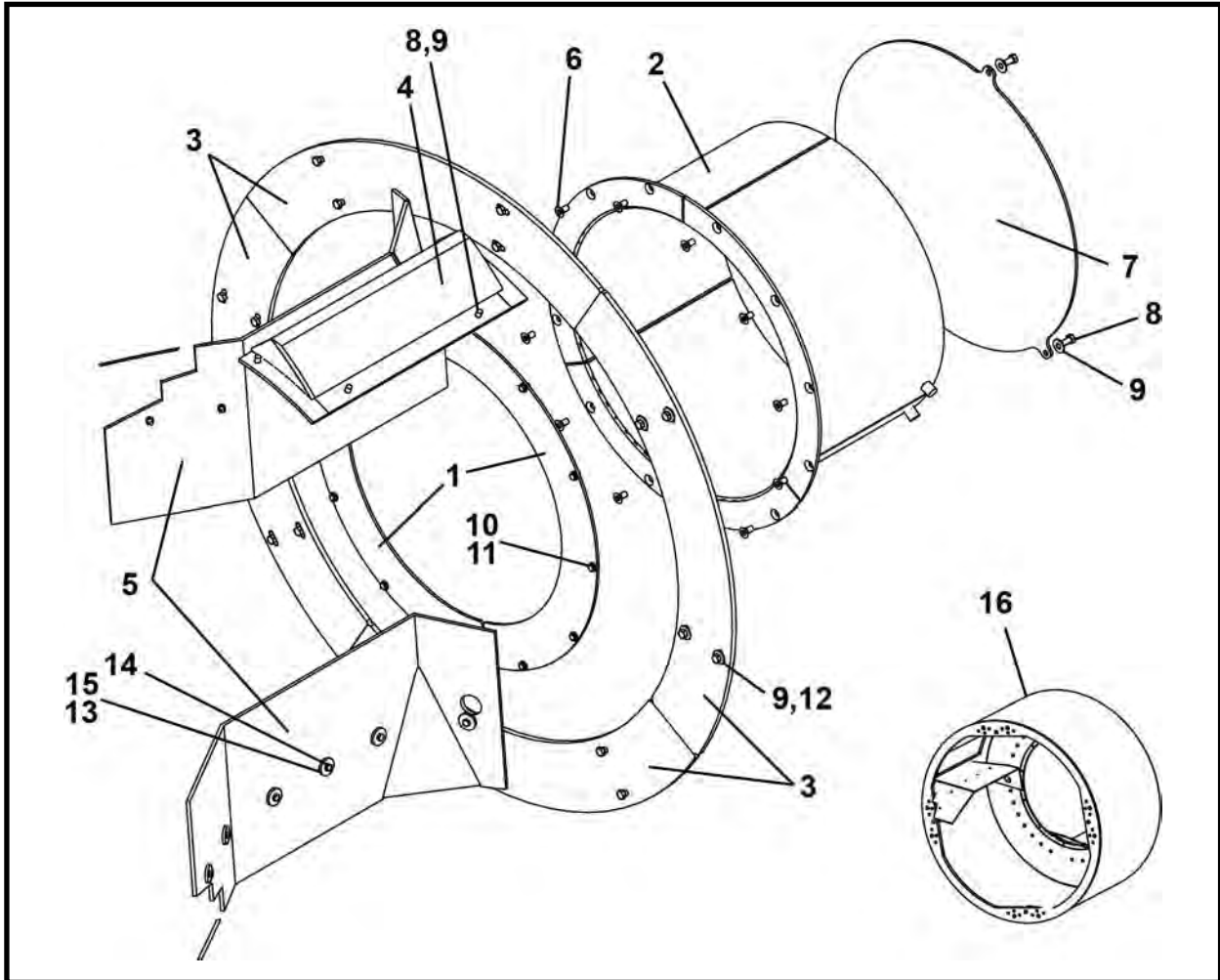
FRONT SECTION ASSEMBLY, 031603A
TBM Series II: 48SC



ITEM	QTY	PART NO.	DESCRIPTION
0	1	031603A	FRONT SECTION ASSEMBLY
1	1	031627A	INNER DRUM
2	2	024663P	MOUNT, Bulkhead Door
3	1	024659A	GUARD, Grease Tube
4	4	024655A	PLATE, Front Closeout
5	28	P0001-06-004	BOLT, Hex 3/8 UNC x 1
6	35	P0040-006	WASHER, Hardened Flat 3/8
7	16	P0045-006	WASHER, Lock 3/8
8	1	031510A	DIRT SCOOP
9	70 LI	P0068-007	BELTING, Black 12 in.
10	24	002624P00	WASHER, Dirt Paddle
11	12	P0001-05-005	BOLT, Hex 5/16 UNC x 1.25
12	12	P0003-05-000	NUT, Hex 5/16 UNC
13	1	023468P	BAR
14	1	024662A	DOOR
15	12	P0030-06-003	SCREW, Flat Head Set Cap 3/8 UNC x .75
16	7	P0001-06-003	BOLT, Hex 3/8 UNC x .75

LI - Linear Inch

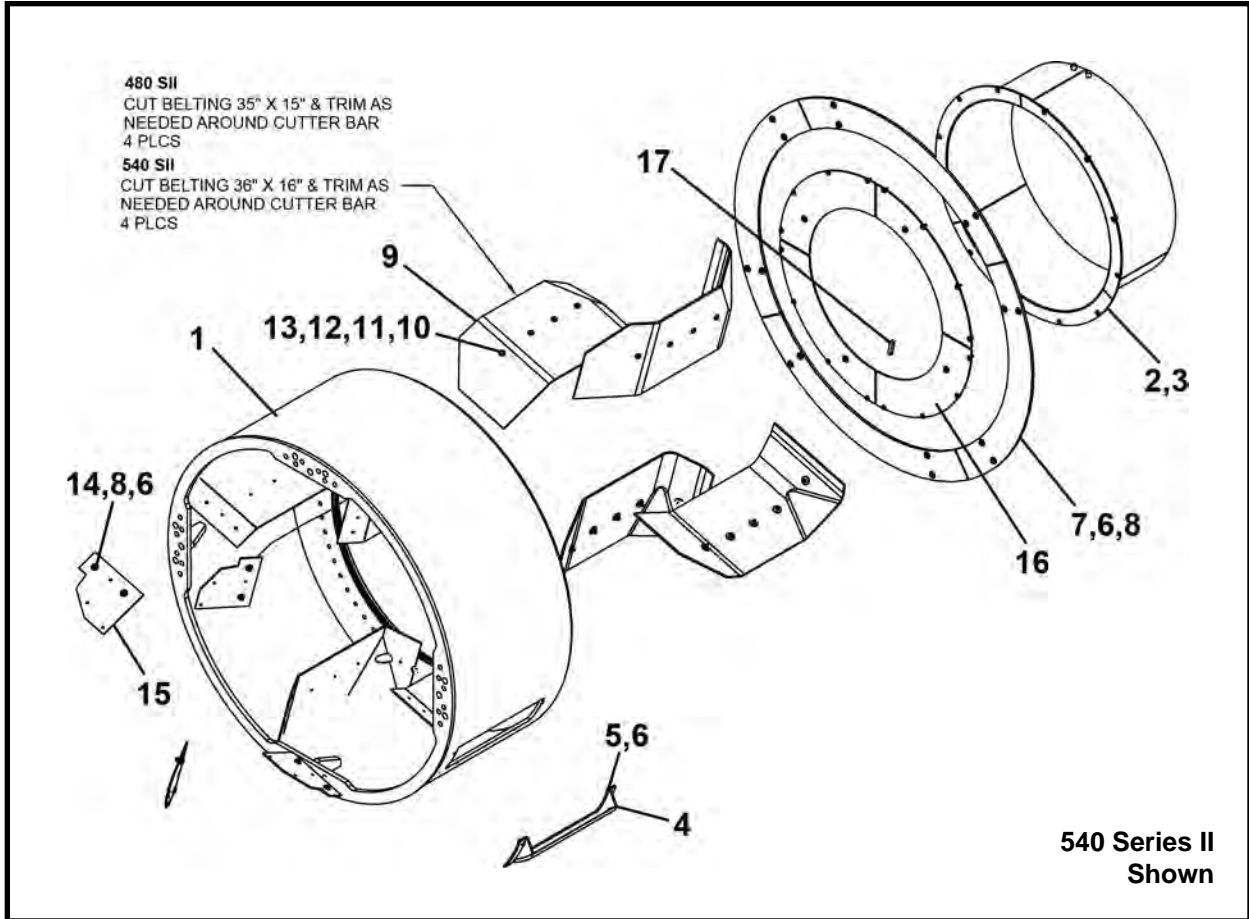
FRONT SECTION ASSEMBLY, 031554A
TBM Series II: 420



ITEM	QTY	PART NO.	DESCRIPTION
0	1	031554A	FRONT SECTION ASSEMBLY
1	2	031063P	MOUNT, Bulkhead Door
2	1	027655A	GUARD, Grease Tube
3	4	031055A	PLATE, Front Closeout
4	1	031510A	DIRT SCOOP
5	2	031555P	RUBBER, Dirt Paddle
6	12	P0030-06-003	SCREW, Flat Head Set Cap 3/8 UNC x .75
7	1	031062A	DOOR
8	7	P0001-06-003	BOLT, Hex 3/8 UNC x .75
9	23	P0040-006	WASHER, Hardened Flat 3/8
10	12	P0001-04-002	BOLT, Hex 1/4 UNC x .5
11	12	P0040-004	WASHER, Hardened Flat 1/4
12	16	P0001-06-004	BOLT, Hex 3/8 UNC x 1
13	12	P0003-04-000	NUT, Hex 1/4 UNC
14	12	P0001-04-004	BOLT, Hex 1/4 UNC x 1
15	12	002624P00	WASHER, Dirt Paddle
16	1	031527A	INNER DRUM

* Not part of 031554A

FRONT SECTION ASSEMBLY
TBM Series II: 480 - 540

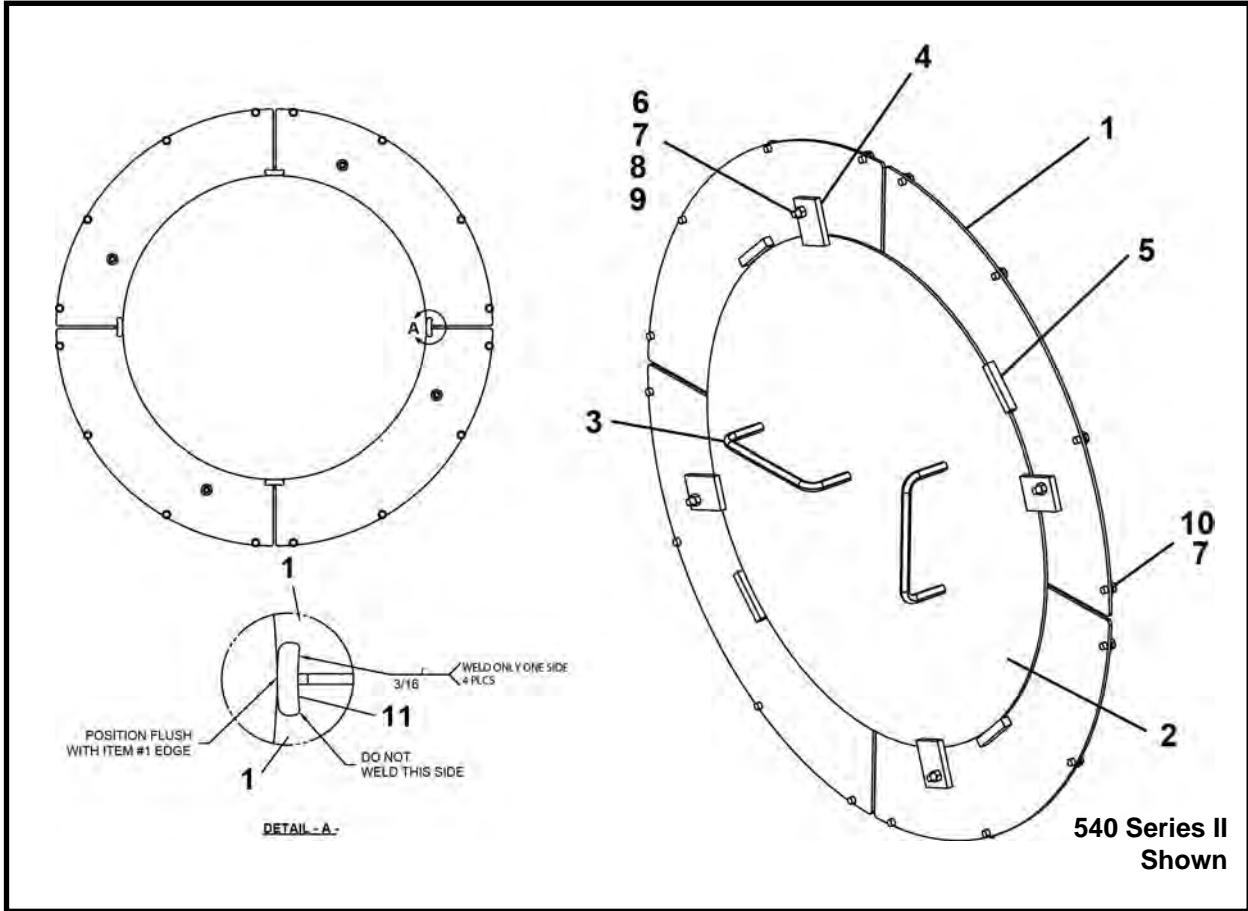


ITEM	QTY	480-SII PART NO.	540-SII PART NO.	DESCRIPTION
0	1	031703A	031803A	FRONT SECTION ASSEMBLY
1	1	031707A	031807A	INNER DRUM
2	1	027885A	028645A	GUARD, Grease Tube
3	12	P0030-06-003	P0030-06-003	SCREW, Flat Head, Socket Head, Cap 3/8 x .75
4	1	031510A	031510A	DIRT SCOOP
5	4	P0001-06-003	P0001-06-003	BOLT, Hex 3/8 UNC x .75
6	36	P0040-006	P0040-006	WASHER, Hardened Flat 3/8
7	4	028555A	028655A	PLATE, Front Closeout
8	24	P0001-06-004	P0001-06-004	BOLT, Hex 3/8 UNC x 1
9	140 LI	P0068-008	-	BELTING, Black 15 in.
9	144 LI	-	P0068-011	BELTING, Black 16 in.
10	28	P0001-05-005	P0001-05-005	BOLT, Hex 5/16 UNC x 1.25
11	28	P0040-005	P0040-005	WASHER, Hardened Flat 5-16
12	28	002624P00	002624P00	WASHER, Dirt Paddle
13	28	P0003-05-000	P0003-05-000	NUT, 5/16 UNC
14	8	P0003-06-000	P0003-06-000	NUT, 3/8 UNC
15	4	031745P	031745P	EXTENSION, Paddle
16*	1	028562A	028662A	BULKHEAD DOOR ASSEMBLY
17	1	023468P	023468P	BAR

LI - Linear Inch

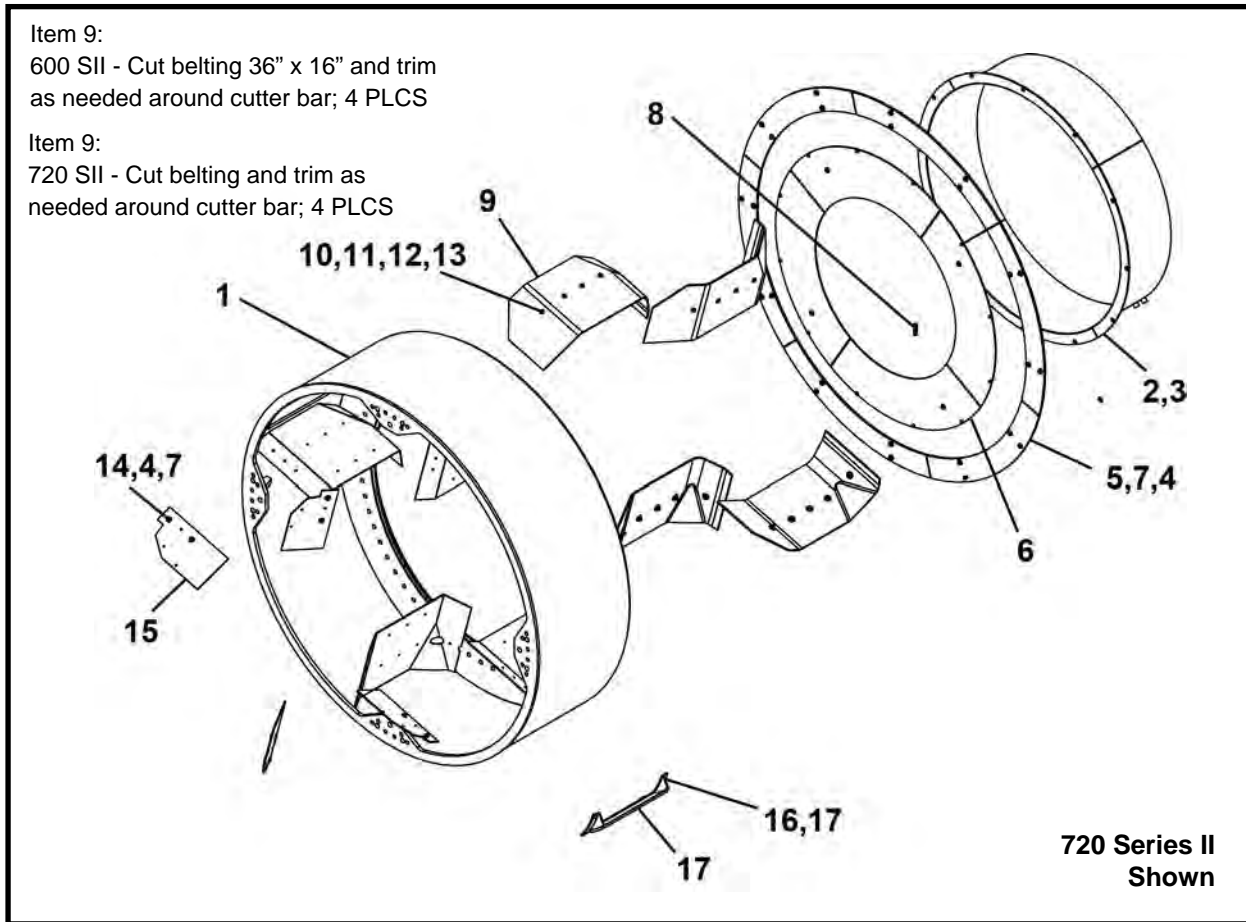
* Refer to this section for parts information.

BULKHEAD DOOR ASSEMBLY
TBM Series II: 480 - 540



ITEM	QTY	480-SII PART NO.	540-SII PART NO.	DESCRIPTION
0	1	028562A	028662A	BULKHEAD DOOR ASSEMBLY
1	4	028563P	028663P	MOUNT, Door
2	1	028564P	028664P	DOOR, Bulkhead
3	2	012875P00	012875P00	HANDLE
4	4	009986P00	009986P00	ENCLOSER
5	4	009987P00	009987P00	BAR
6	4	P0001-06-006	P0001-06-006	BOLT, Hex 3/8 UNC x 1.5
7	20	P0040-006	P0040-006	WASHER, Hardened Flat 3/8
8	4	P0003-06-000	P0003-06-000	NUT, Hex 3/8
9	4	P0007-06-000	P0007-06-000	NUT, Jam 3/8 UNC
10	16	P0001-06-002	P0001-06-002	BOLT, Hex 3/8 UNC x .5
11	4	031609P	031609P	RAMP, Bulkhead Door

FRONT SECTION ASSEMBLY
TBM Series II: 600 - 720

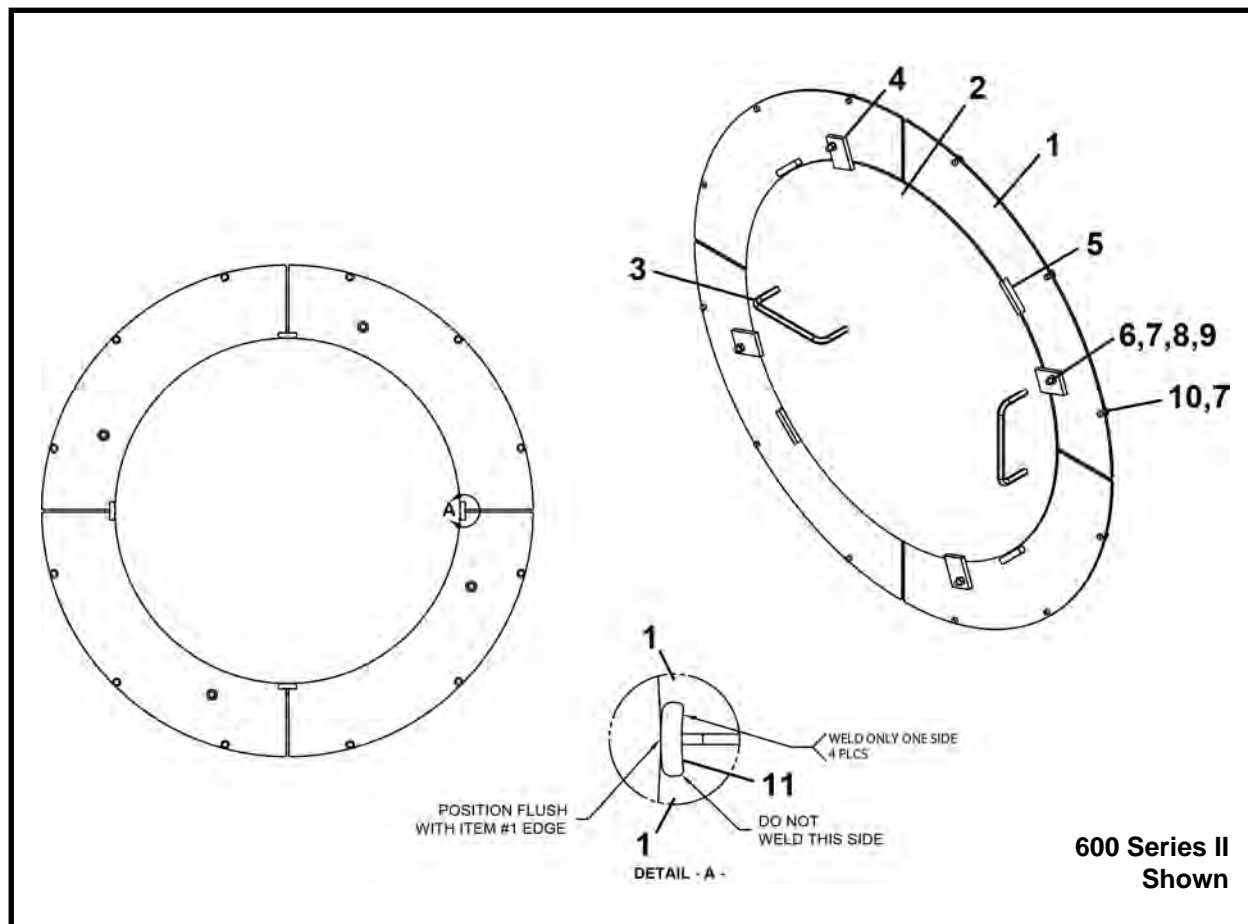


ITEM	QTY	600-SII PART NO.	720-SII PART NO.	DESCRIPTION
0	1	032089A	032099A	FRONT SECTION ASSEMBLY
1	1	032080A	032090A	INNER DRUM
2	1	027873A	027675A	GUARD, Grease Tube
3	12	P0030-06-003	P0030-06-003	SCREW, Flat Head, Socket Head, Cap 3/8 x .75
4	44	P0040-006	P0040-006	WASHER, Flat 3/8
5	4	025955A	028855A	PLATE, Front Closeout
6*	1	025962A	028862A	BULKHEAD DOOR ASSEMBLY
7	32	P0001-06-004	P0001-06-004	BOLT, Hex 3/8 UNC x 1
8	1	023468P	023468P	BAR
9	144 LI	P0068-013	P0068-013	BELTING, Black 1/4 x 20 in.
10	28/20	P0001-05-005	P0001-05-005	BOLT, Hex 5/16 UNC x 1.25
11	28/20	P0003-05-000	P0003-05-000	NUT, 5/16 UNC
12	28/20	002624P00	002624P00	WASHER, Dirt Paddle
13	28/20	P0040-005	P0040-005	WASHER, Hardened Flat 5/16
14	8	P0003-06-000	P0003-06-000	NUT, 3/8 UNC
15	4	032332P	032328P	EXTENSION, Paddle
16	4	P0001-06-003	P0001-06-003	BOLT, Hex 3/8 UNC x .75
17	1	031510A	031510A	DIRT SCOOP

LI - Linear Inch

* Refer to this section for parts information.

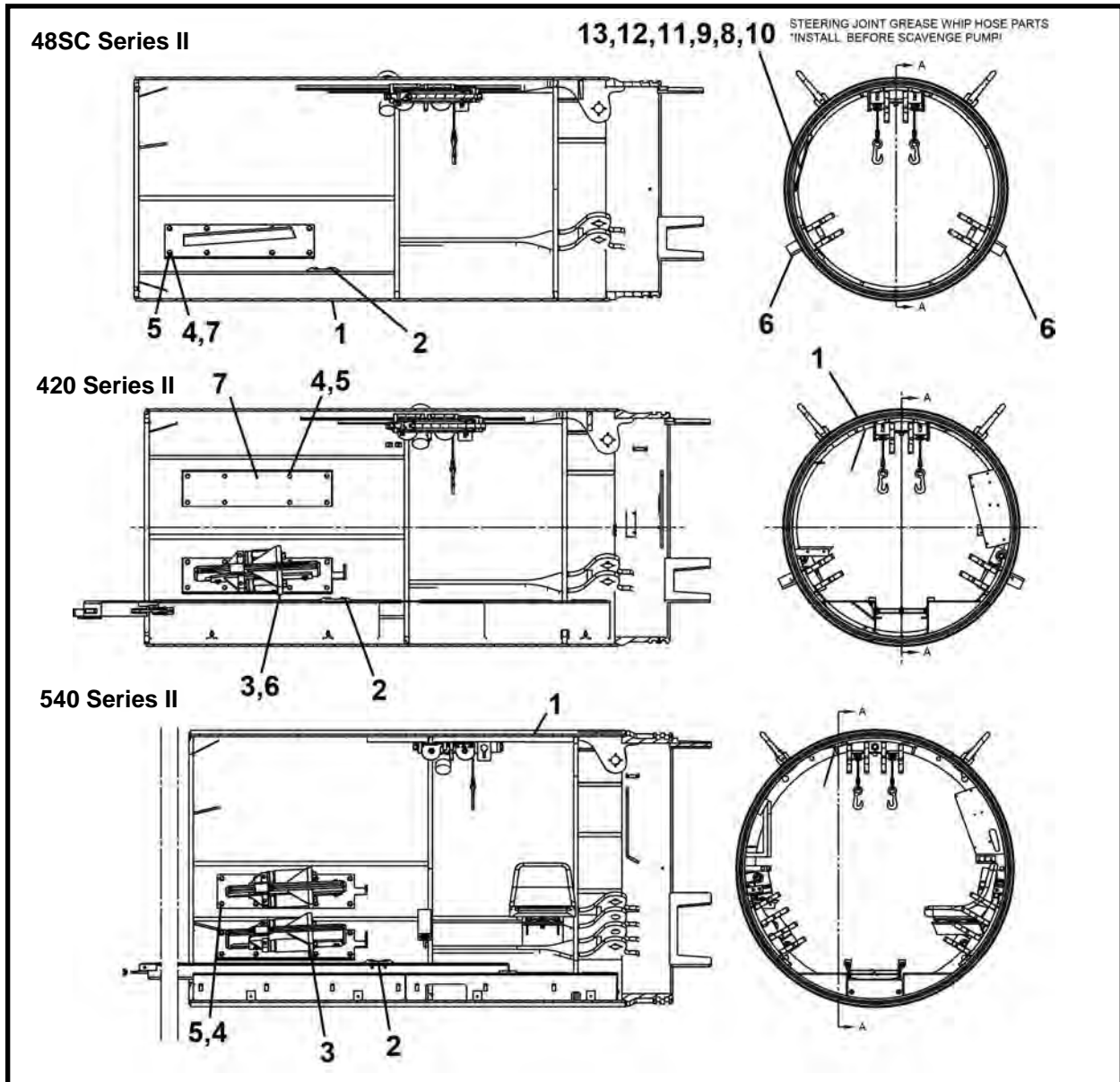
BULKHEAD DOOR ASSEMBLY
TBM Series II: 600 - 720



ITEM	QTY	600-SII PART NO.	720-SII PART NO.	DESCRIPTION
0	1	025962A	028862A	BULKHEAD DOOR ASSEMBLY
1	4	028563P	028663P	MOUNT, Door
2	1	028564P	028664P	DOOR, Bulkhead
3	2	012875P00	012875P00	HANDLE
4	4	009986P00	009986P00	ENCLOSER
5	4	009987P00	009987P00	BAR
6	4	P0001-06-006	P0001-06-006	BOLT, Hex 3/8 UNC x 1.5
7	16	P0040-006	P0040-006	WASHER, Hardened Flat 3/8
8	4	P0003-06-000	P0003-06-000	NUT, Hex 3/8
9	4	P0007-06-000	P0007-06-000	NUT, Jam 3/8 UNC
10	12	P0001-06-002	P0001-06-002	BOLT, Hex 3/8 UNC x .5
11	4	031609P	031609P	PLATE, Bulkhead Door Ramp

BACK SECTION ASSEMBLY

TBM Series II: 48SC - 420 - 480 - 540

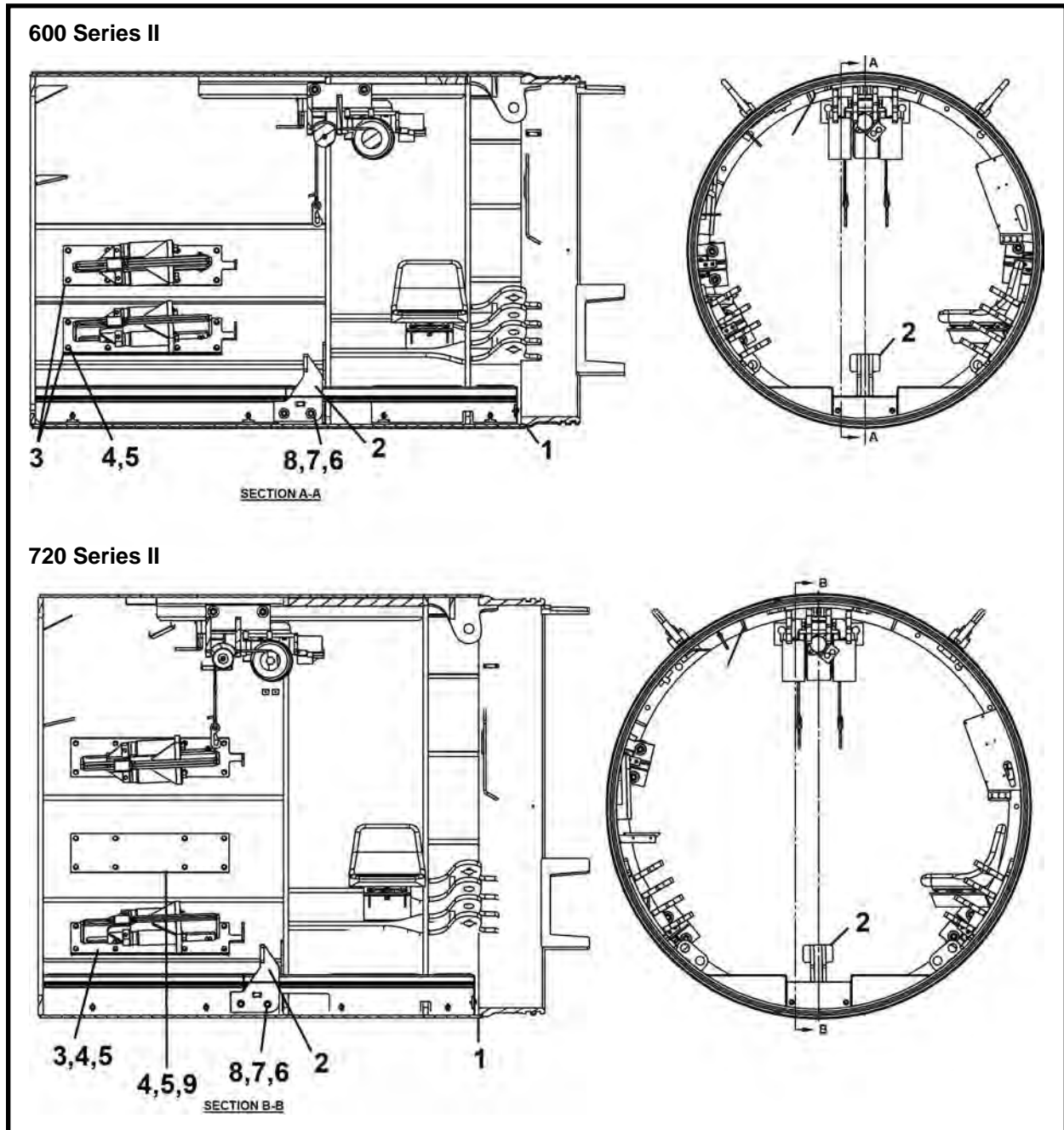


ITEM	QTY	48SC-SII PART NO.	420-SII PART NO.	480-SII PART NO.	540-SII PART NO.	DESCRIPTION
0	1	031604A	031550A	031704A	031804A	BACK SECTION ASSEMBLY
1*	1	031608A	031551A	031708A	031851A	BACK DRUM ASSEMBLY
2*	2	023416A	023416A	023416A	023416A	STOP, 524 Haul Unit
3*	2/4/4	-	014695A	019083A	014693A	DIRT WING, CW Hydraulic
4	16/32/32/32	P0001-08-004	P0001-08-004	P0001-08-004	P0001-08-004	BOLT, Hex 1/2 UNC x 1
5	16/32/32/32	P0040-008	P0040-008	P0040-008	P0040-008	WASHER, Hardened Flat 1/2
6	2/2	014650A00	014650A00	-	-	DIRT WING, Double Short
7	2/2	014619P00	014619P00	-	-	COVER, Blank
8	1	P0300-418	-	-	-	FITTING, 04MJ-02MP90-FGD
9	1	P0220-303	-	-	-	FITTING, 02PCTS-04FJSX
10	1	P0201-290	-	-	-	HOSE, Thermo Plastic 1/8
11	1	P0220-302	-	-	-	FITTING, 02PCTS-02MP
12	1	P0400-000	-	-	-	COUPLING, Pipe 1/8
13	1	P0063-004	-	-	-	FITTING, Grease - Straight 1/8

* Refer to this section for parts information.

BACK SECTION ASSEMBLY

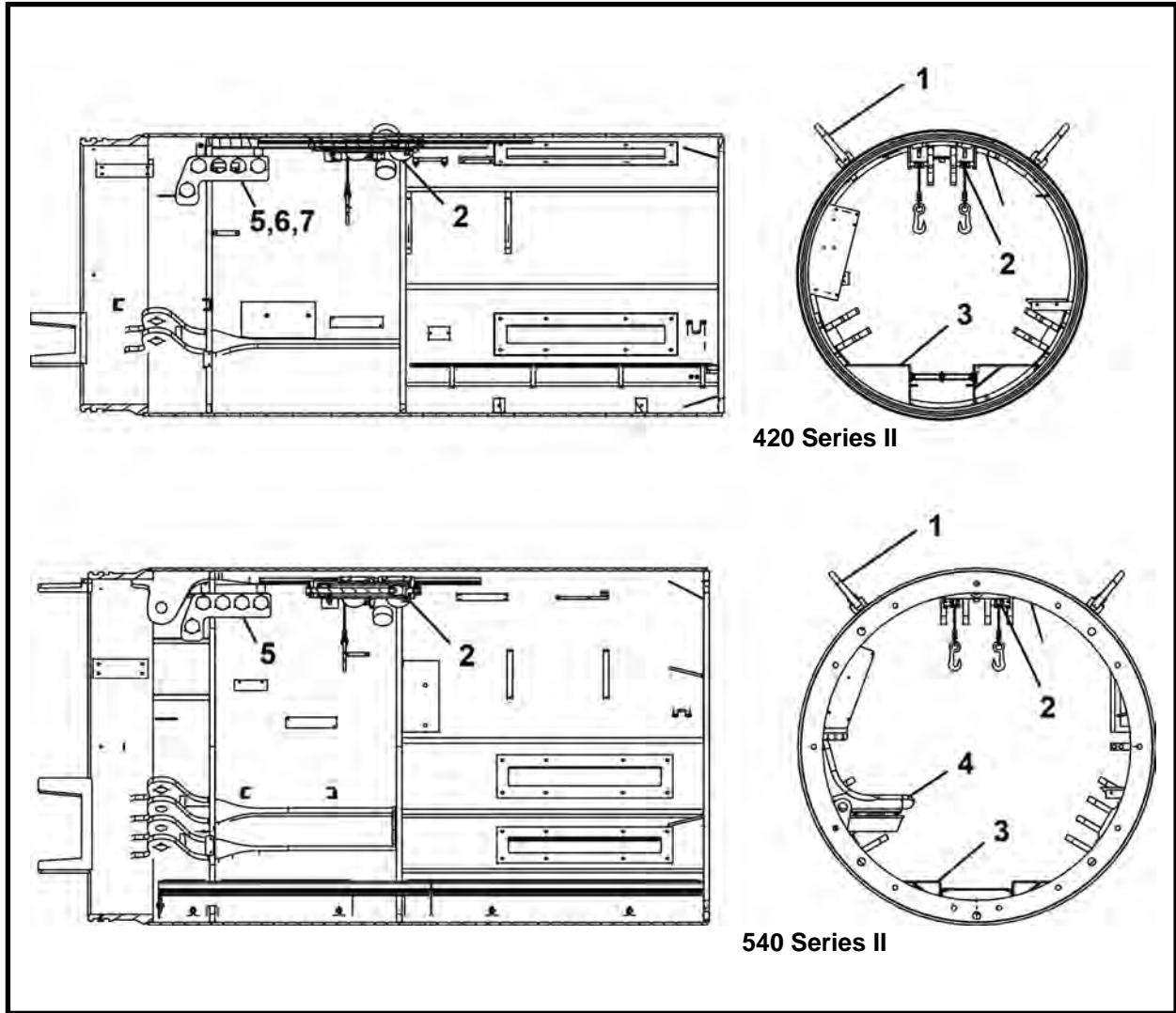
TBM Series II: 600 - 720



ITEM	QTY	600-SII PART NO.	720-SII PART NO.	DESCRIPTION
0	1	032704A	033104A	BACK SECTION ASSEMBLY
1*	1	032705A	033105A	BACK DRUM ASSEMBLY
2	1	025944A	025944A	STOP, Haul Unit
3*	4	014693A	014693A	DIRT WING, CW Hydraulic
4	32/48	P0040-008	P0040-008	WASHER, Hardened Flat 1/2
5	32/48	P0001-08-004	P0001-08-004	BOLT, Hex 1/2 UNC x 1
6	2	P0001-12-016	P0001-12-016	SCREW, Hex Cap 3/4 UNC x 4
7	2	P0040-012	P0040-012	WASHER, Hardened Flat 3/4
8	2	P0003-12-000	P0003-12-000	NUT, Hex 3/4 UNC
9	0/2	-	014619P00	COVER, Dirt Wing

* Refer to this section for parts information.

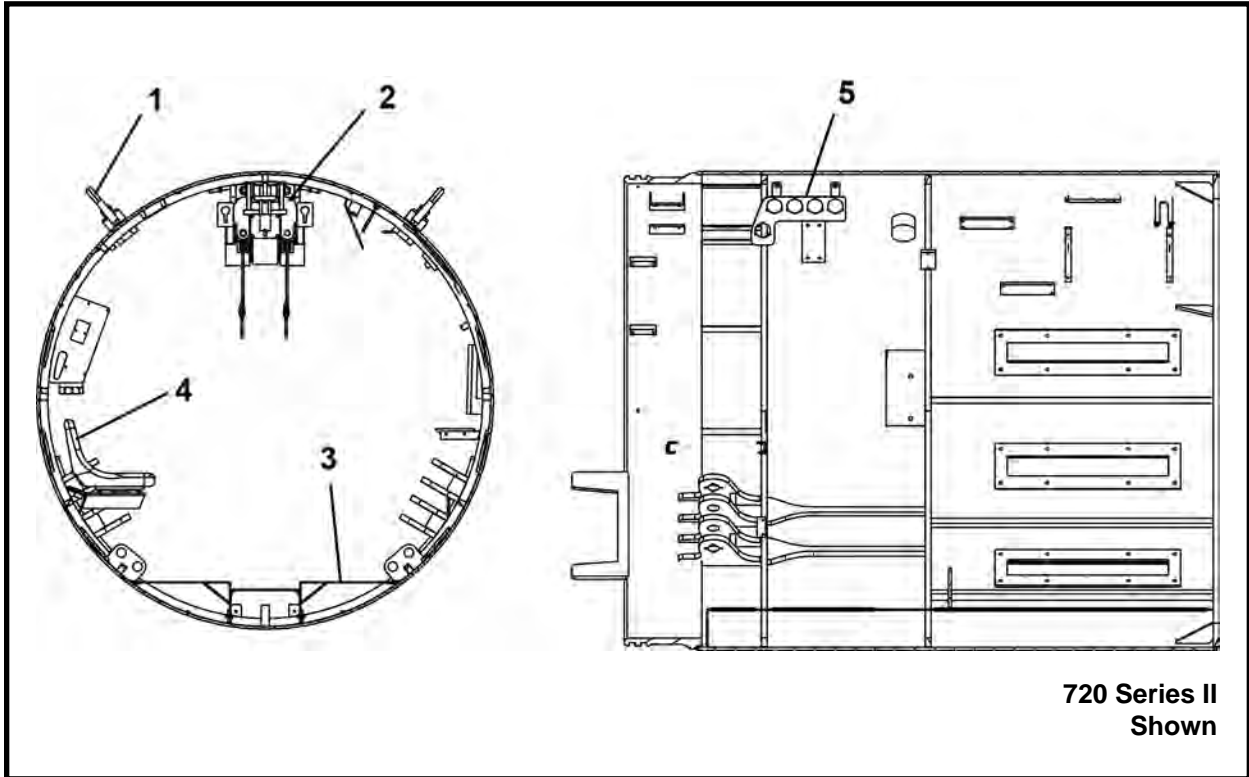
BACK DRUM ASSEMBLY
TBM Series II: 48SC - 420 - 480 - 540



ITEM	QTY	48SC-SII PART NO.	420-SII PART NO.	480-SII PART NO.	540-SII PART NO.	DESCRIPTION
0	1	031608A	031551A	031708A	031851A	BACK DRUM ASSEMBLY
1	2	P0098-067	P0098-067	-	-	RING, Hoist 7,000 lbs
1	2	-	-	P0098-068	P0098-068	RING, Hoist 10,000 lbs
2*	1	025315A00	025315A00	025315A00	025315A00	CONVEYOR LIFT ASSEMBLY
3*	1	024609A	027909A	028509A	028609A	FLOOR ASSEMBLY
4*	1	-	-	003695A00	024510A	SEAT ASSEMBLY
5	1	**026169P	026169P	026169P	026169P	MOUNT, Gauge
6	2	P0001-04-002	P0001-04-002	P0001-04-002	P0001-04-002	BOLT, Hex 1/4 UNC x .5
7	2	P0040-004	P0040-004	P0040-004	P0040-004	WASHER, Hardened Flat 1/4

* Refer to this section for parts information.

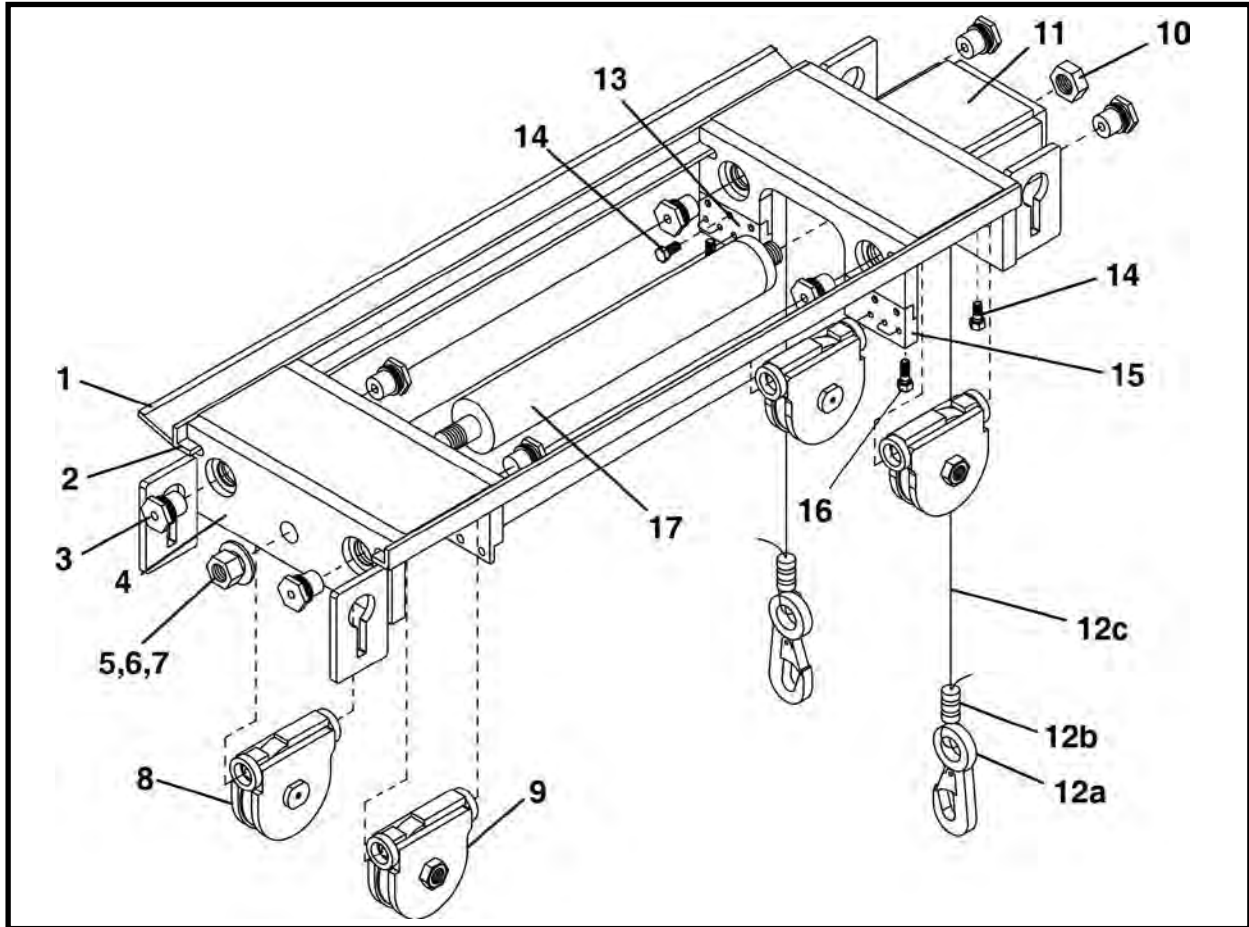
BACK DRUM ASSEMBLY
TBM Series II: 600 - 720



ITEM	QTY	600-SII PART NO.	720-SII PART NO.	DESCRIPTION
0	1	032705A	033105A	BACK DRUM ASSEMBLY
1	2	P0098-068	-	RING, Hoist 10,000 lbs
1	2	-	P0098-069	RING, Hoist 15,000 lbs
2*	1	012609A01	012609A01	CONVEYOR LIFT ASSEMBLY
3*	1	028592A	028809A	FLOOR ASSEMBLY
4*	1	024510A	024510A	SEAT ASSEMBLY
5	1	026169P	026169P	MOUNT, Gauge
6	2	P0001-04-002	P0001-04-002	BOLT, Hex 1/4 UNC x .5
7	2	P0040-004	P0040-004	WASHER, Hardened Flat 1/4

* Refer to this section for parts information.

CONVEYOR LIFT ASSEMBLY, 025315A00
TBM Series II: 48SC - 420 - 480 - 540



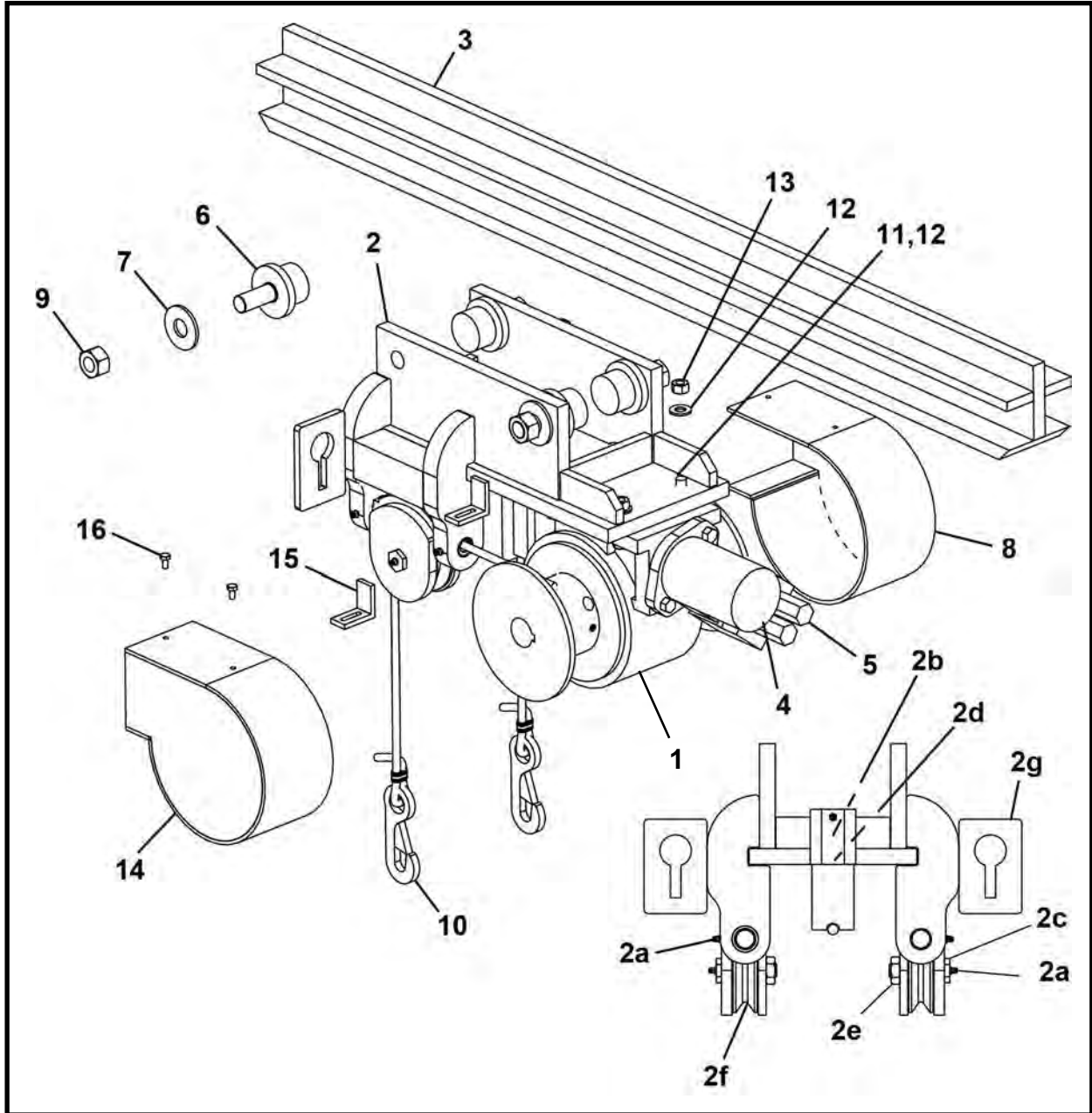
ITEM	QTY	PART NO.	DESCRIPTION
0	1	025315A00	ASSEMBLY, Conveyor Lift
1	-	-	BAR (Used only for TBM Series I)
2	2	-	ANGLE
3	8	025398P00	ROD, Cylinder Lift
4	1	-	BRACKET, Slide
5*	1	P0004-14-000	NUT, 7/8 UNF
6	-	-	-
7	2	P0040-016	WASHER, Hardened Flat 1
8	2	025316A01	ASSEMBLY, L.H. Pulley (Includes items 8a & 8b)
8a**	1	P0063-001	FITTING, Grease
8b**	1	P0007-12-000	NUT, Jam 3/4 UNC
9	2	025318A01	ASSEMBLY, R.H. Pulley (Includes items 9a & 9b)
9a**	1	P0063-001	FITTING, Grease
9b**	1	P0007-12-000	NUT, Jam 3/4 UNC
10*	1	P0008-16-000	NUT, Jam 1 UNF
11	1	025319A00	BRACKET, Shaft End Slide
12	2	018368A-060	HOOK & CABLE ASSEMBLY (Includes items 12a - 12c)
12a	1	P0079-001	HOOK, Snap
12b	1	P0073-001	SLEEVE
12c1	60 LI	P0075-002-060	CABLE, 1/4 x 60 (48SC-420-480)
12c2	72 LI	P0075-002-072	CABLE, 1/4 x 72 (540)
13	-	-	BAR
14	12	P0001-06-003	BOLT, 3/8 UNC x .75
15	1	-	BAR
16	2	P0001-06-004	BOLT, 3/8 UNC x 1
17.1***	1	002691A00	CYLINDER, Conveyor Lift (With NPT Fittings)(Earlier Models)
17.2***	1	020300A	CYLINDER, Conveyor Lift (With ORB Fittings)

LI - Linear Inch * After assembly complete, tack weld nuts to conveyor lift. ** Not Shown

*** Refer to section 10, Cylinders for parts information.

NOTES

CONVEYOR LIFT ASSEMBLY, 012609A01
TBM Series II: 600 - 720



ITEM	QTY	PART NO.	DESCRIPTION
0	1	012609A01	ASSEMBLY, Conveyor Lift
1*	1	P0106-002	WINCH, Hydraulic (Includes item 1a)
2	1	012785A00	WELDMENT, Trolley Bracket (Includes items 2a - 2f)
2a	7	P0063-001	FITTING, Grease 1/4
2b	1	P0070-024	SPRING
2c	2	003661P00	BOLT, Conveyor Lift
2d	1	P0044-021	RING, Snap
2e	2	P0007-12-000	NUT, Jam 3/4 UNC
2f	2	003660A01	ASSEMBLY, Pulley (Includes item 2f1)
2f1	1	P0066-003	BUSHING, Bronze
2g	2	012271P00	CHAIN GRABBER
3	1	012790A00	WELDMENT, Trolley Rail
4**	1	P0304-131	MOTOR, Hydraulic

CONVEYOR LIFT ASSEMBLY, 012609A01
TBM Series II: 600 - 720

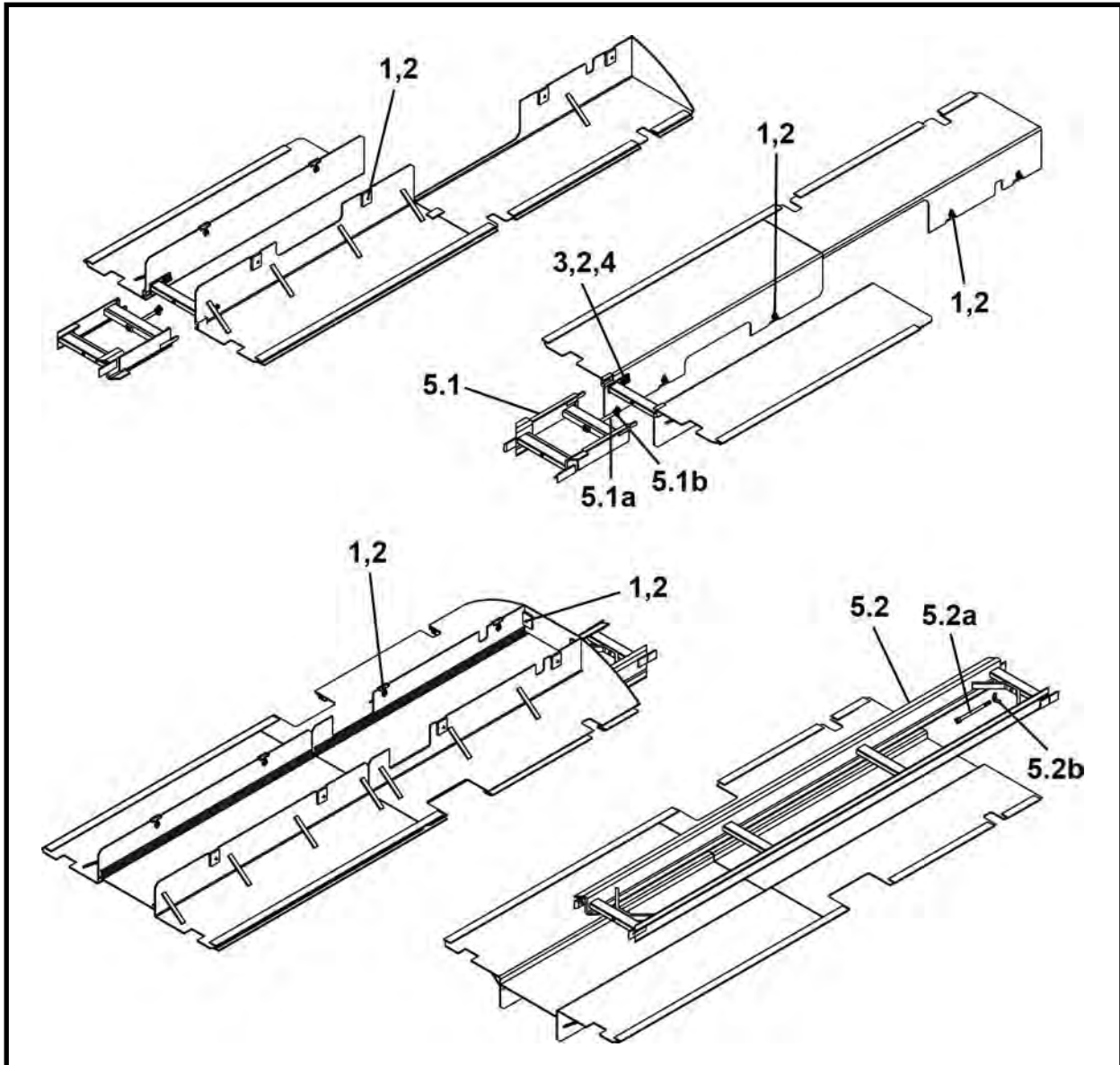
ITEM	QTY	PART NO.	DESCRIPTION
5	1	P0304-132	VALVE, Crossover Relief (1300 PSI)
6	4	P0065-082	BEARING
7	4	P0040-014	WASHER, Flat 7/8
8	1	012798A01	GUARD, Winch - Left
9	4	P0004-14-000	NUT, 7/8 UNF
10***	2	P0079-005	ASSEMBLY, Cable & Hook
11	4	P0001-08-008	BOLT, Hex 1/2 UNC x 2
12	4	P0040-008	WASHER, Hardened Flat 1/2
13	4	P0003-08-000	NUT, 1/2 UNC
14	1	012765A01	GUARD, Winch - Right
15	4	027113P00	BRACKET, Winch Cover Mounting
16	4	P0001-04-002	BOLT, Hex 1/4 UNC x .5

* Refer to Section 6, Hydraulics for parts information.

** Refer to Section 8, Motors for parts information.

*** The cable and hook assembly, item 10, P0079-005, must be wrapped a minimum of 5 times.

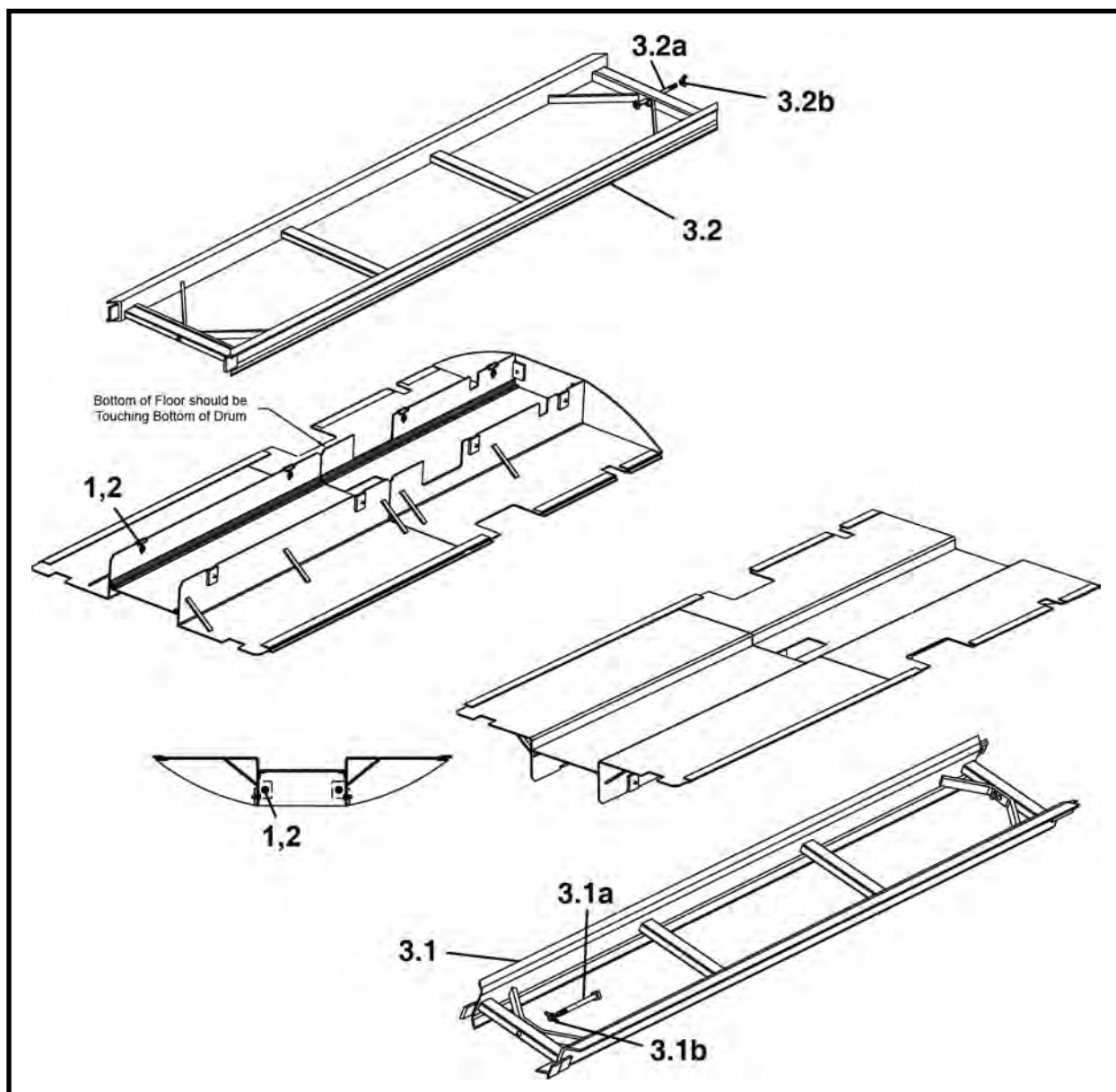
FLOOR ASSEMBLY
TBM Series II: 48SC - 420 - 480 - 540



ITEM	QTY	48SC-SII PART NO.	420-SII PART NO.	480-SII PART NO.	540-SII PART NO.	DESCRIPTION
0	1	024609A	027909A	028509A	028609A	FLOOR ASSEMBLY
1	5/5/6/10	P0001-06-004	P0001-06-004	P0001-06-004	P0001-06-004	BOLT, 3/8 UNC x 1
2	9/9/10/10	P0040-006	P0040-006	P0040-006	P0040-006	WASHER, Hardened Flat 3/8
3	4	P0001-06-003	P0001-06-003	P0001-06-003	-	BOLT, 3/8 UNC x .75
4	4	P0003-06-000	P0003-06-000	-	-	NUT, Hex 3/8 UNC
5.1	1	030560A	030560A	030560A	-	TRACK ADAPTER (Incl 5.1a-b)
5.1a	1	007242A00	007242A00	007242A00	-	BOLT, Track
5.1b	1	P0012-08-000	P0012-08-000	P0012-08-000	-	NUT, Wing 1/2 UNC
5.2	1	-	-	-	F14750F00	TRACK, Z Section 8 Ft (Incl 5.2a-b)
5.2a	1	-	-	-	007242A00	BOLT, Track
5.2b	1	-	-	-	P0012-08-000	NUT, Wing 1/2 UNC

FLOOR ASSEMBLY

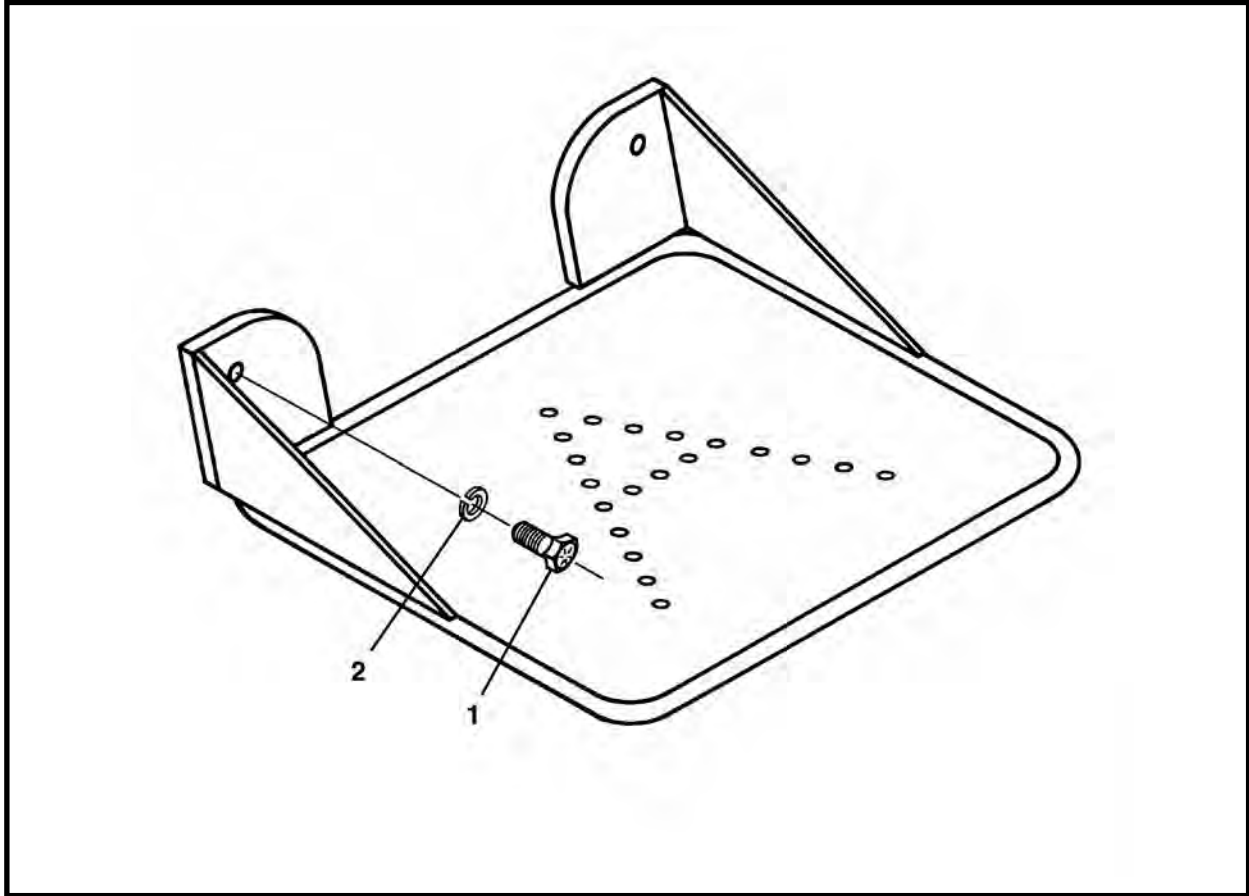
TBM Series II: 600 - 720



ITEM	QTY	600-SII PART NO.	720-SII .PART NO.	DESCRIPTION
0	1	028592A	028809A	FLOOR ASSEMBLY
1	10	P0001-06-004	P0001-06-004	BOLT, Hex 3/8 UNC x 1
2	10	P0040-006	P0040-006	WASHER, Hardened Flat 3/8
3.1	1	F14750F00	-	TRACK, 524 Z Section 8 Ft
3.1a	1	007242A00	-	BOLT, Track
3.1b	1	P0012-08-000	-	NUT, Wing 1/2 UNC
3.2	1	F07244F00	F07244F00	TRACK, 1448 8 Ft
3.2a	1	007242A00	007242A00	BOLT, Track
3.2b	1	P0012-08-000	P0012-08-000	NUT, Wing 1/2 UNC

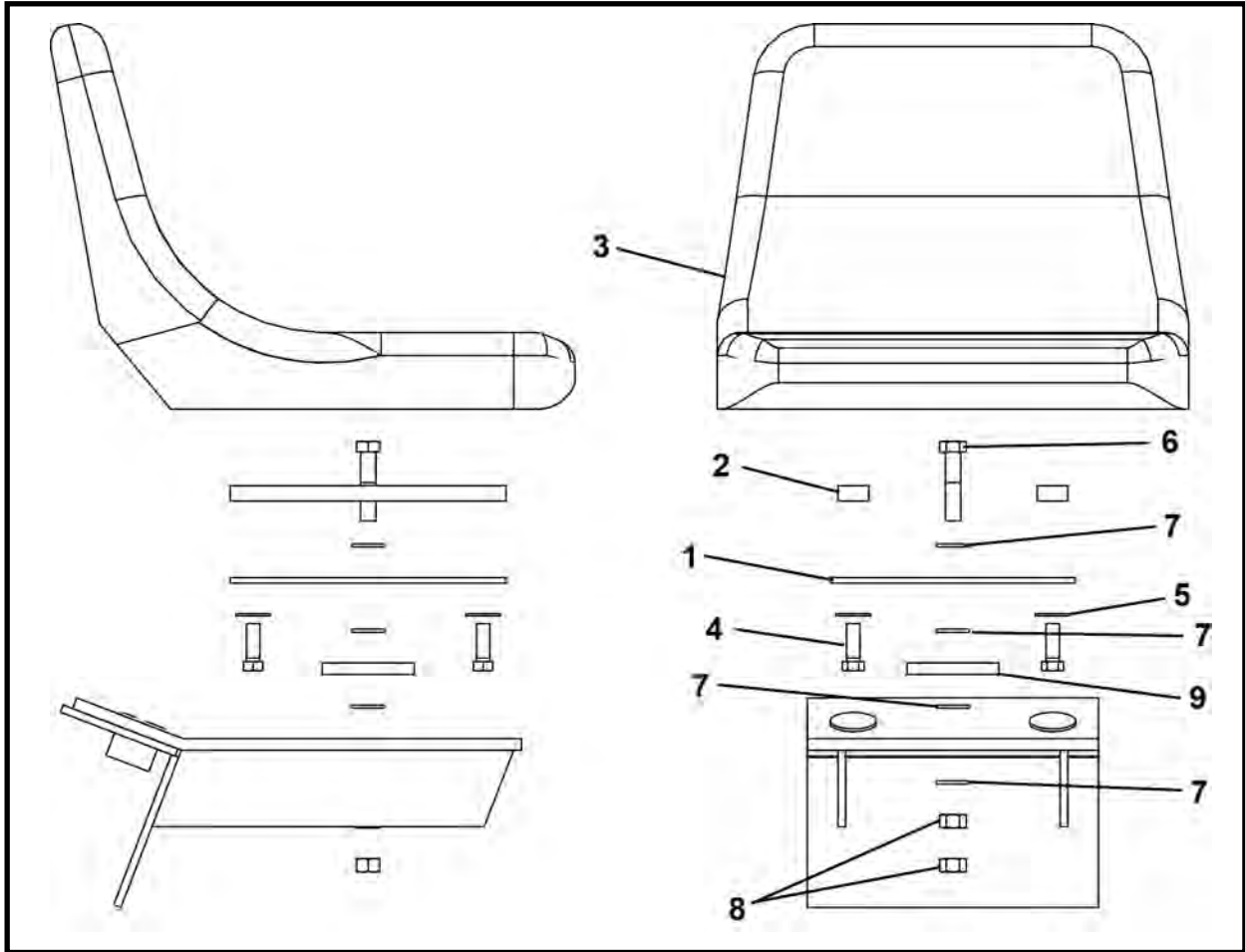
Note: Item 3 is not part of the top level Floor Assembly, item 0.

SEAT ASSEMBLY, 003695A00
TBM Series II: 480



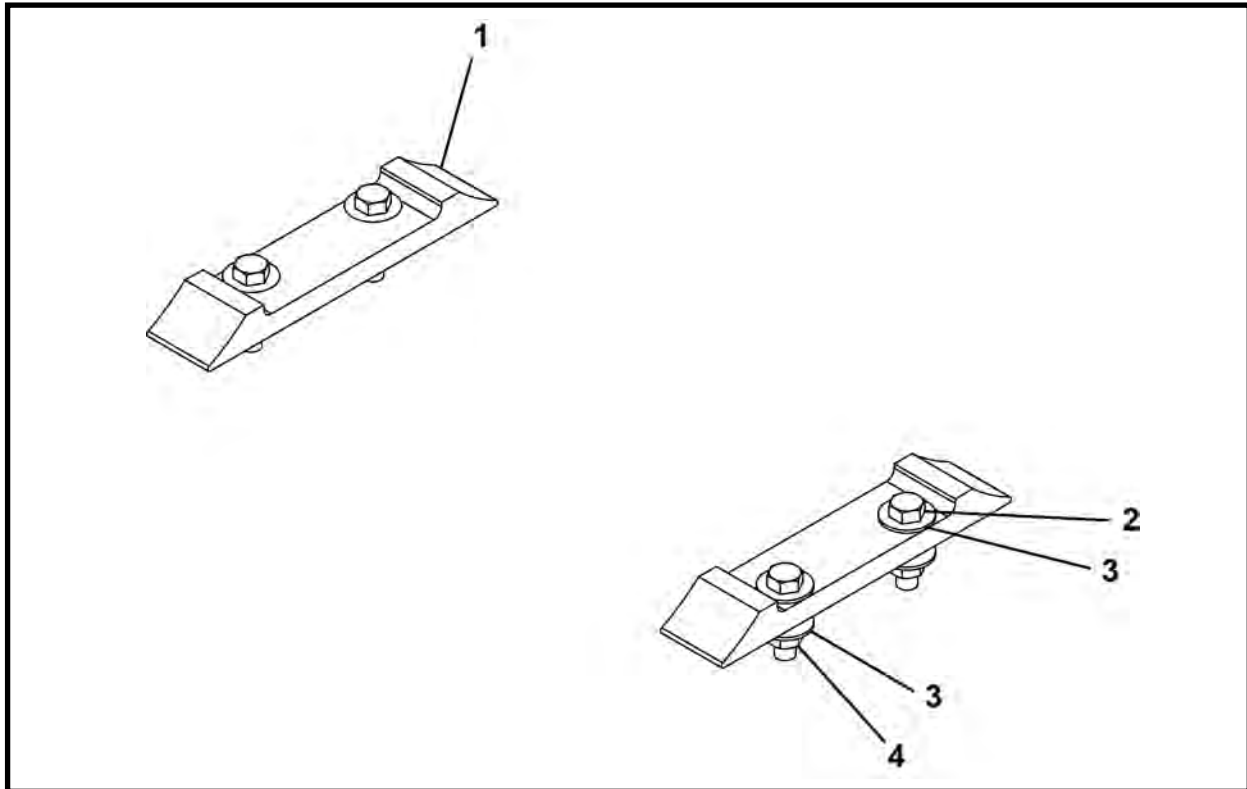
ITEM	QTY	PART NO.	DESCRIPTION
0	1	003695A00	SEAT ASSEMBLY
1	2	P0001-08-004	BOLT, Hex 1/2 UNC x 1
2	2	P0045-008	WASHER, Lock 1/2 UNC

SEAT ASSEMBLY, 024510A
TBM Series II: 540 - 600 - 720



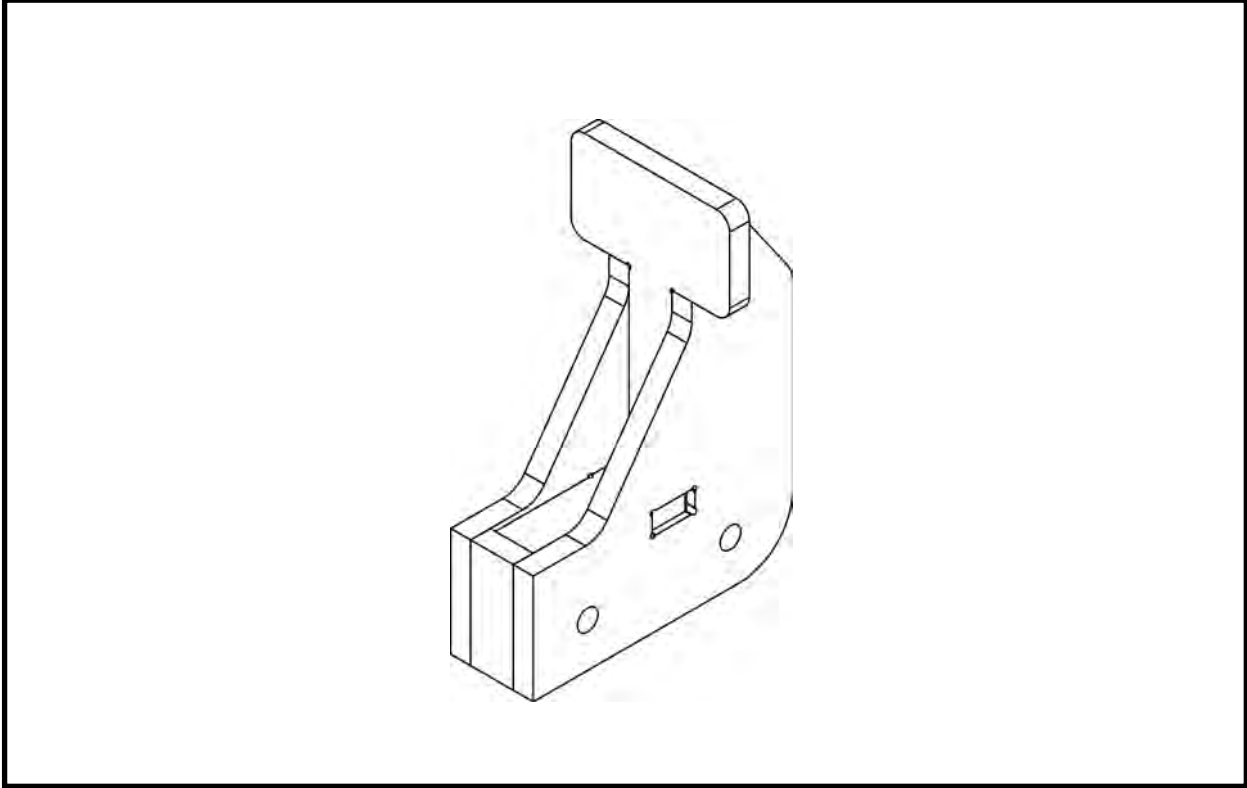
ITEM	QTY	PART NO.	DESCRIPTION
0	1	024510A	SEAT ASSEMBLY
1	1	024512P	PLATE, Seat Mount
2	2	024513P	MOUNT, Seat
3	1	P0113-002	SEAT, High Back
4	4	P0001-05-005	BOLT, Hex 5/16 UNC x 1.25
5	4	P0040-005	WASHER, Hardened Flat 5/16
6	1	P0001-08-009	BOLT, Hex 1/2 UNC x 2.25
7	4	P0040-008	WASHER, Hardened Flat 1/2
8	2	P0003-08-000	NUT, Hex 1/2 UNC
9	1	009995P00	PAD, Mounting

524 HAUL UNIT WHEEL STOP ASSEMBLY, 023416A
TBM Series II: 48SC - 420 - 480 - 540



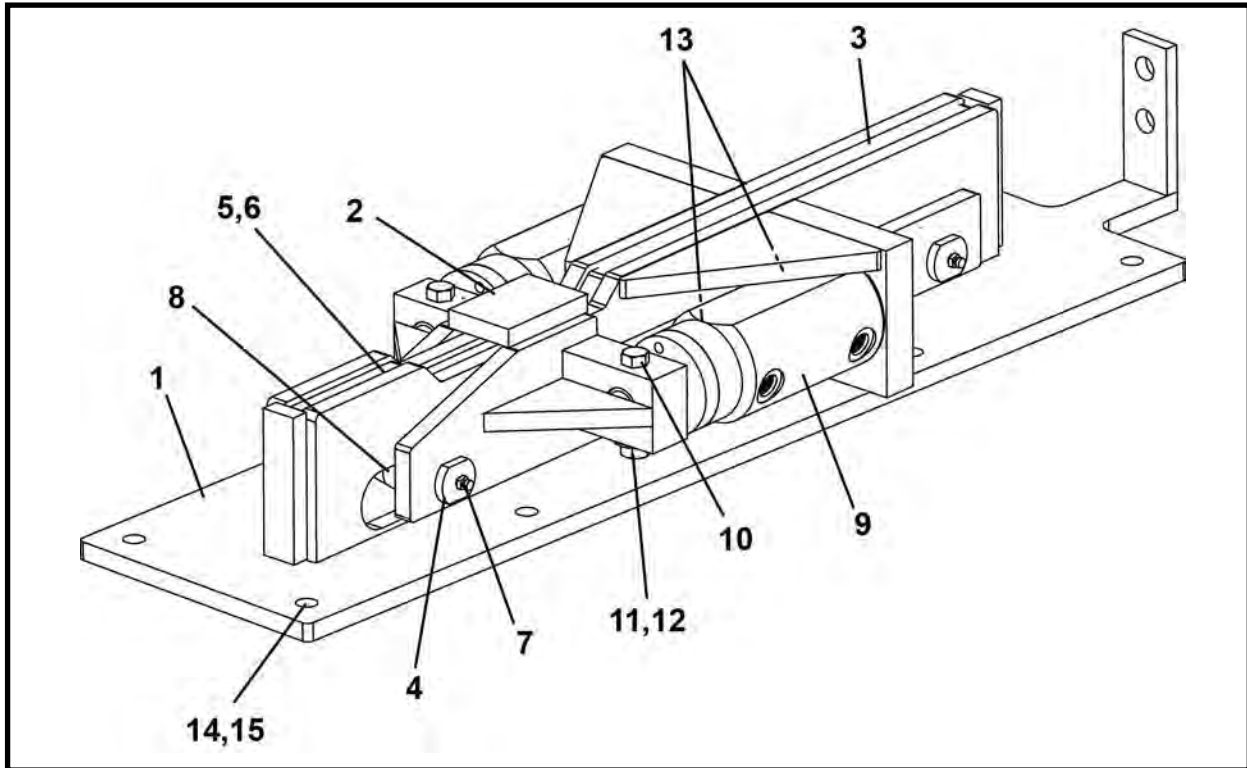
ITEM	QTY	PART NO.	DESCRIPTION
0	1	023416A	STOP, 524 Haul Unit Wheel
1	2	028619P	BLOCK, 524 HU WHEEL STOP
2	4	P0001-06-006	BOLT, Hex 3/8 UNC x 1.5
3	8	P0040-006	WASHER, Hardened Flat 3/8
4	4	P0003-06-000	NUT, Hex 3/8 UNC

HAUL UNIT STOP, 025944A
TBM Series II: 600 - 720



ITEM	QTY	PART NO.	DESCRIPTION
0	1	025944A	STOP, Haul Unit

HYDRAULIC DIRT WING (Short - CW) ASSEMBLY, 014695A
TBM Series II: 420

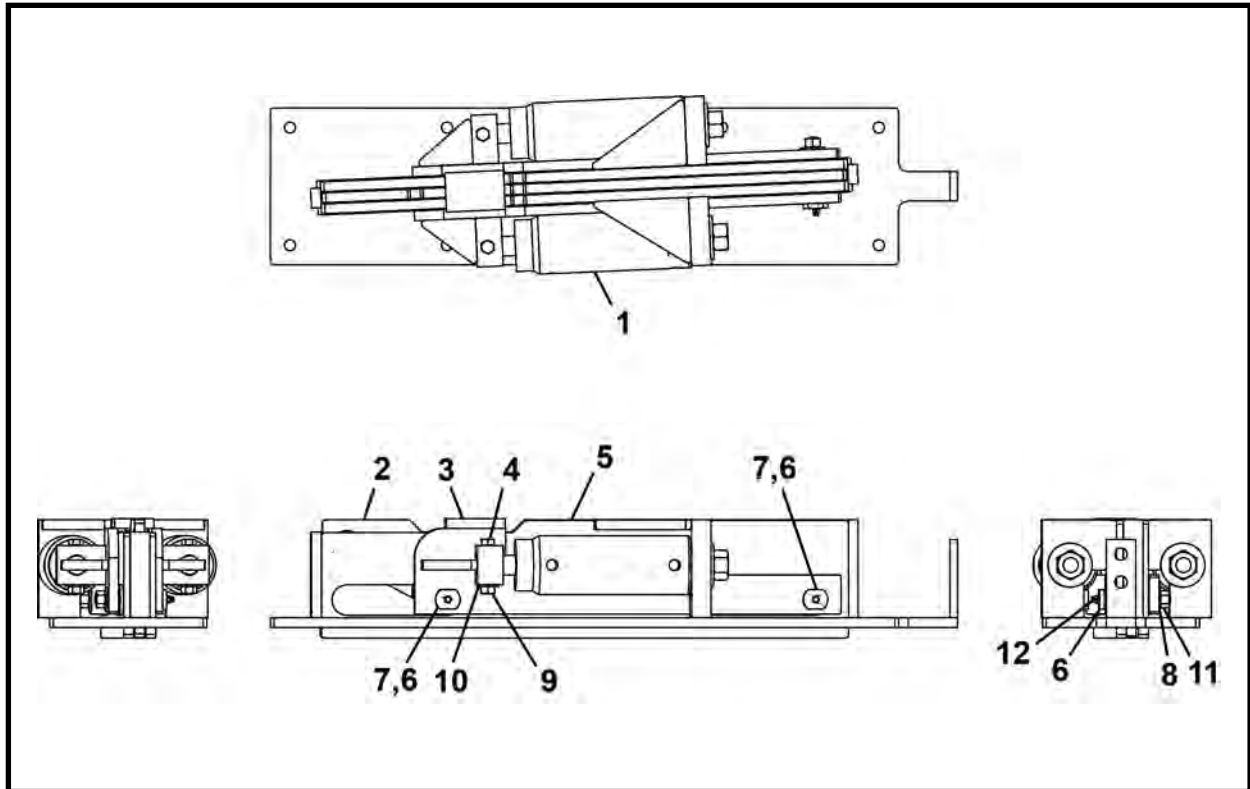


ITEM	QTY	PART NO.	DESCRIPTION
0	1	014695A	DIRT WING ASSEMBLY, Short - CW
1	1	014687A	BRACKET, Short CW
2	1	011561A01	THRUST BAR
3	1	011586P01	WING
4	2	007239P00	PIN, Axle
5	2	P0040-008	WASHER, Hardened Flat 1/2
6	2	P0015-08-000	NUT, Lock 1/2 UNC
7	2	P0063-001	FITTING, Grease Straight 1/4
8	6	007240P00	ROLLER
9*	2	010747A00	CYLINDER ASSEMBLY
10	2	P0001-07-010	SCREW, Hex Head Cap 7/16 UNC x 2.5
11	2	P0003-07-000	NUT, Hex 7/16 UNC
12	2	P0040-007	WASHER, Hardened Flat 7/16
13	4	P0300-027	PLUG, 06MB-PLUG
14**	8	P0001-08-004	BOLT, Hex 1/2 UNC x 1
15**	8	P0040-008	WASHER, Flat

* Refer to section 10, Cylinders for parts information.

** Not part of 014695A assembly.

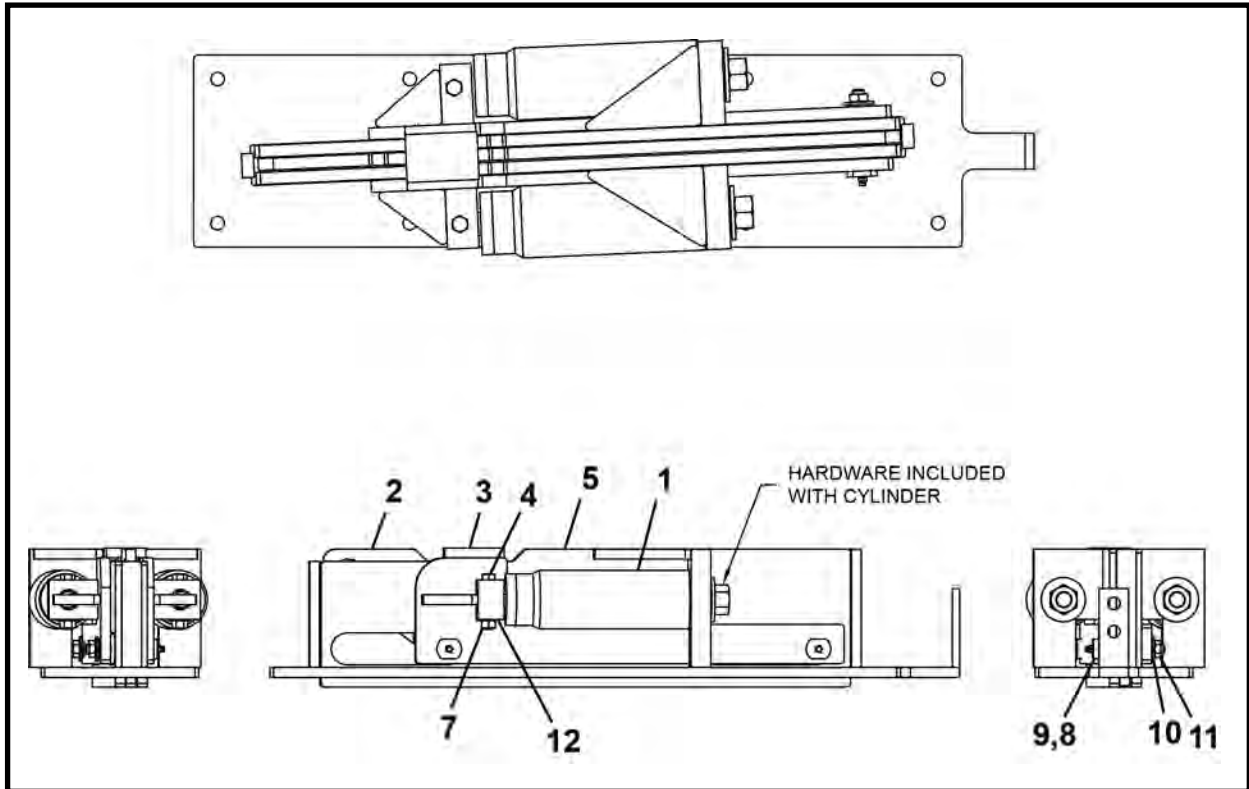
HYDRAULIC DIRT WING (Mid - CW) ASSEMBLY, 019083A
TBM Series II: 480



ITEM	QTY	PART NO.	DESCRIPTION
0	1	019083A	DIRT WING ASSEMBLY, Mid - CW
1*	2	014603A00	CYLINDER, Dirt Wing
2	1	014644P00	BLADE
3	1	014632A00	THRUST BAR
4	2	P0001-07-010	SCREW, Hex Head Cap 7/16 UNC x 2.5
5	1	019084A	BRACKET, Mid CW
6	2	007239P00	PIN, Axle
7	6	007240P00	ROLLER
8	2	P0040-008	WASHER, Hardened Flat 1/2
9	2	P0003-07-000	NUT, Hex 7/16 UNC
11	2	P0015-08-000	NUT, Lock 1/2 UNC
12	2	P0063-001	FITTING, Grease Straight 1/4

* Refer to section 10, Cylinders for parts information.

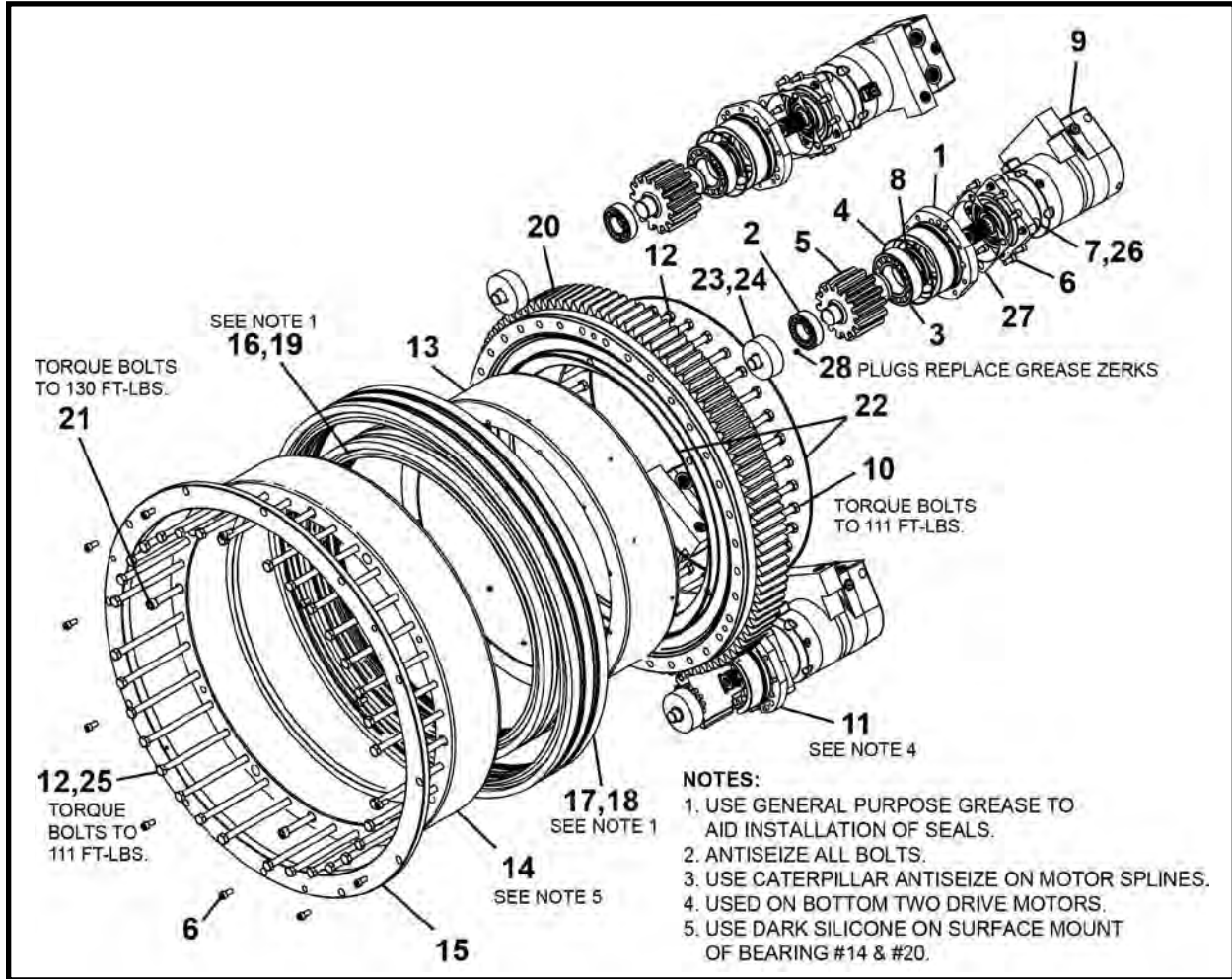
HYDRAULIC DIRT WING (Long - CW) ASSEMBLY, 014693A
TBM Series II: 540 - 600 - 720



ITEM	QTY	PART NO.	DESCRIPTION
0	1	014693A	DIRT WING ASSEMBLY, Long - CW
1*	2	014603A00	CYLINDER, Dirt Wing
2	1	014610P00	BLADE
3	1	014606A01	THRUST BAR
4	2	P0001-07-010	SCREW, Hex Head Cap 7/16 UNC x 2.5
5	1	014694A	BRACKET, Dirt Wing
6	2	P0063-001	FITTING, Grease Straight 1/4
7	2	P0003-07-000	NUT, Hex 7/16 UNC
8	2	007239P00	PIN, Axle
9	6	007240P00	ROLLER
10	2	P0040-008	WASHER, Hardened Flat 1/2
11	2	P0015-08-000	NUT, Lock 1/2 UNC
12	2	P0040-007	WASHER, Hardened Flat 7/16

* Refer to section 10, Cylinders for parts information.

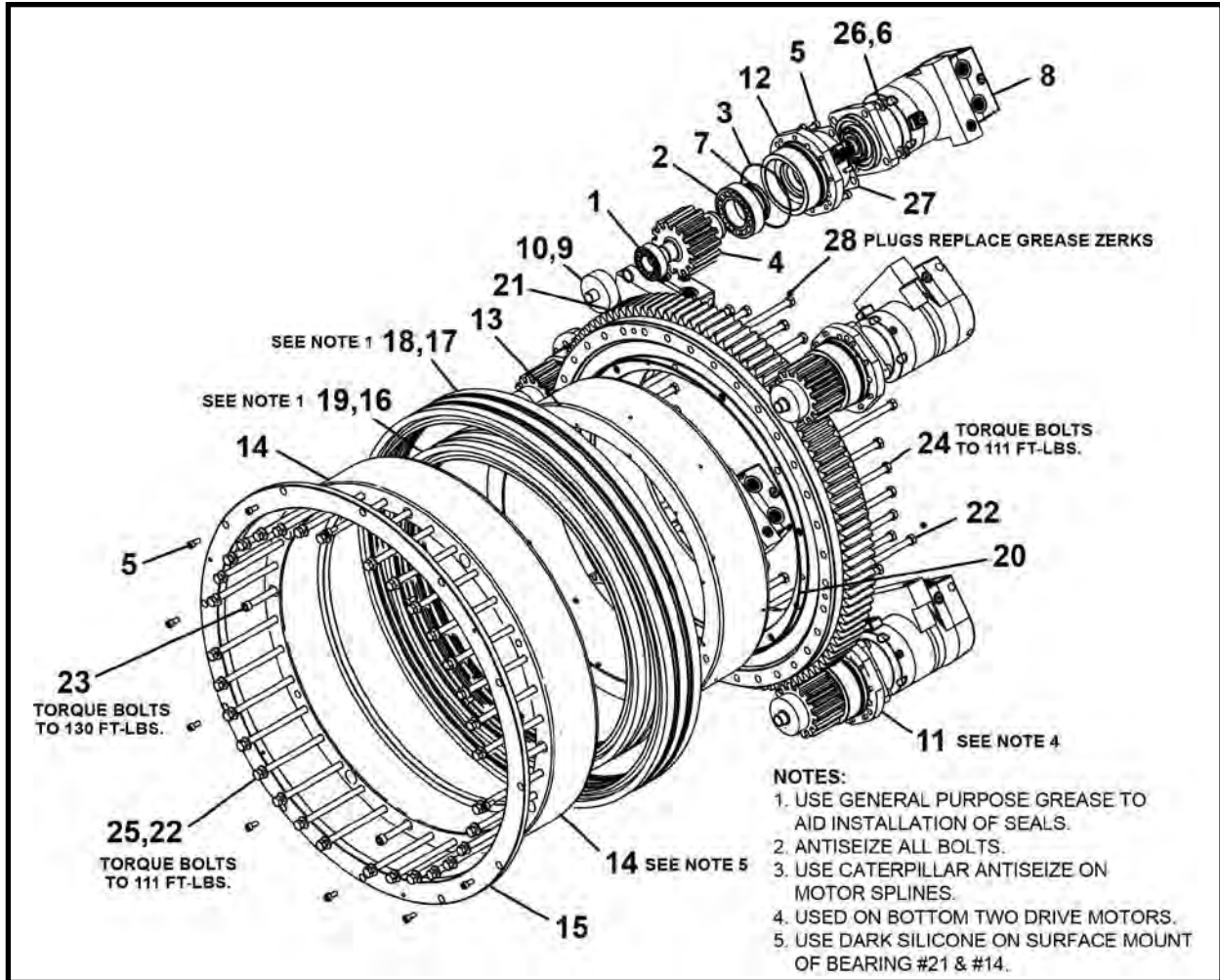
DRIVE ASSEMBLY, 024605A
TBM Series II: 48SC



- NOTES:**
1. USE GENERAL PURPOSE GREASE TO AID INSTALLATION OF SEALS.
 2. ANTISEIZE ALL BOLTS.
 3. USE CATERPILLAR ANTISEIZE ON MOTOR SPLINES.
 4. USED ON BOTTOM TWO DRIVE MOTORS.
 5. USE DARK SILICONE ON SURFACE MOUNT OF BEARING #14 & #20.

ITEM	QTY	PART NO.	DESCRIPTION
0	1	024605A	DRIVE ASSEMBLY, 48SC TBM
1	2	023109P	RETAINER, Pinion
2	4	P0065-266	BEARING, Roller
3	4	P0065-192	BEARING, Roller
4	4	P0085-162	ORING
5	4	023150P	PINION
6	44	P0031-06-003	SCREW, Socket Head Cap 3/8 UNC x .75
7	16	P0031-08-006	SCREW, Socket Head Cap 1/2 UNC x 1.5
8	4	P0065-268	SEAL
9	4	P0304-344	MOTOR (Refer to Section 8, Motors for parts information)
10	30	PM14A-2.0-160	BOLT, Hex M14x2.0x160 mm, 10.9
11	2	026939P	RETAINER, Pinion Bottom
12	38	PM14A-2.0-220	BOLT, Hex M14x2.0x220 mm, 10.9
13	1	024612P	SEAL RING, Inner
14	1	024613P	SEAL RING, Outer
15	1	024614P	PLATE, Seal Retainer
16	1	P0080-045	KIT, TBM Seal 670mm
17	1	P0080-046	KIT, TBM Seal 835mm
18	2	024615P	RING, Lantern OD
19	2	024616P	RING, Lantern ID
20	1	P0065-270-048S	BEARING, Slewing
21	4	PM14B-2.0-160	SCREW, Socket Head Cap M14x2.0x160 mm
22	2	P0088-196	ORING
23	4	027944P	PUCK, Pinion Bearing Mount
24	4	P0085-214	ORING
25	32	P0041-003A	WASHER, Hardened Flat 14 mm
26	16	P0043-003	WASHER, Nord-Lock 1/2
27	4	P0304-341A	SHIM, Motor Friction
28	3	P0300-144	PLUG, 02MP-HHP

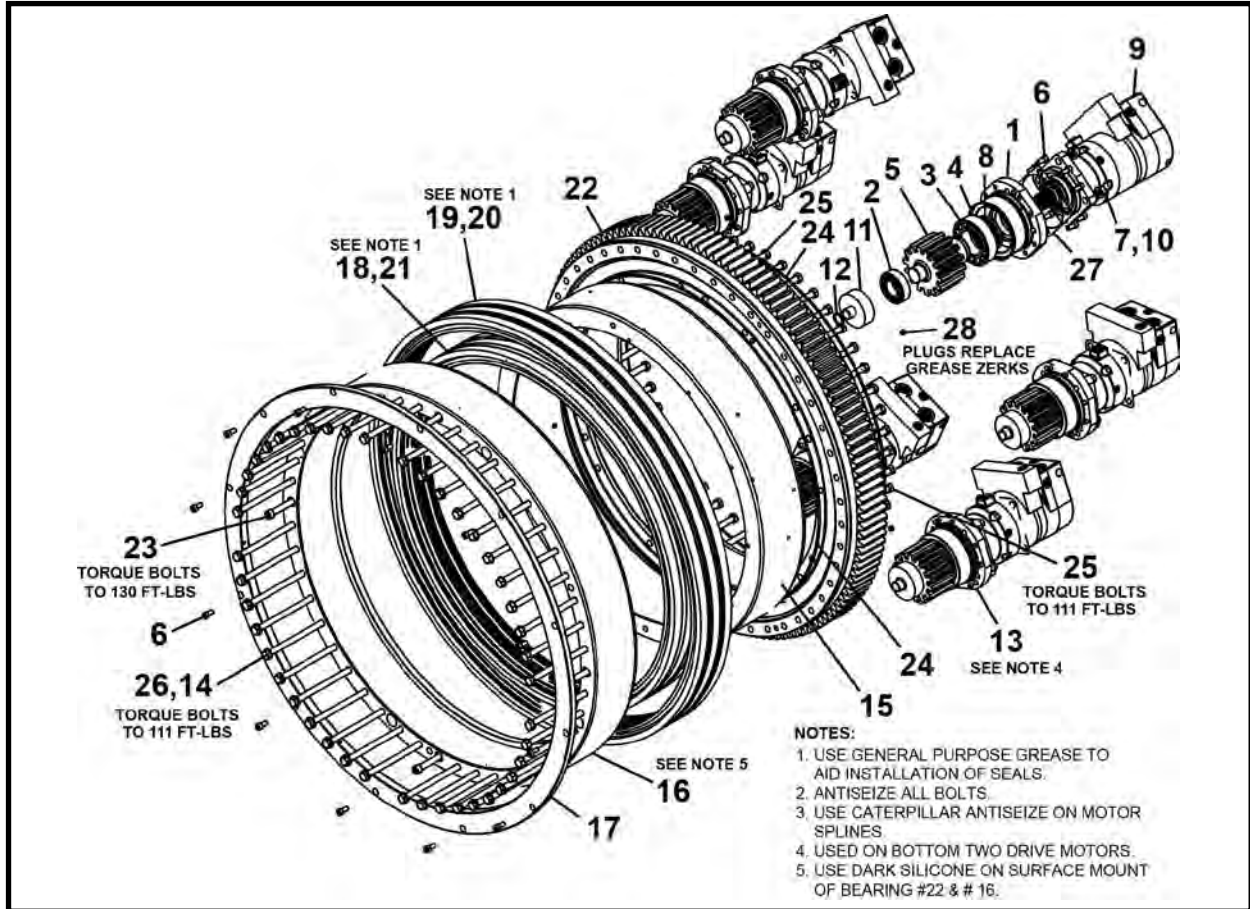
DRIVE ASSEMBLY, 031005A
TBM Series II: 420



- NOTES:**
1. USE GENERAL PURPOSE GREASE TO AID INSTALLATION OF SEALS.
 2. ANTISEIZE ALL BOLTS.
 3. USE CATERPILLAR ANTISEIZE ON MOTOR SPLINES.
 4. USED ON BOTTOM TWO DRIVE MOTORS.
 5. USE DARK SILICONE ON SURFACE MOUNT OF BEARING #21 & #14.

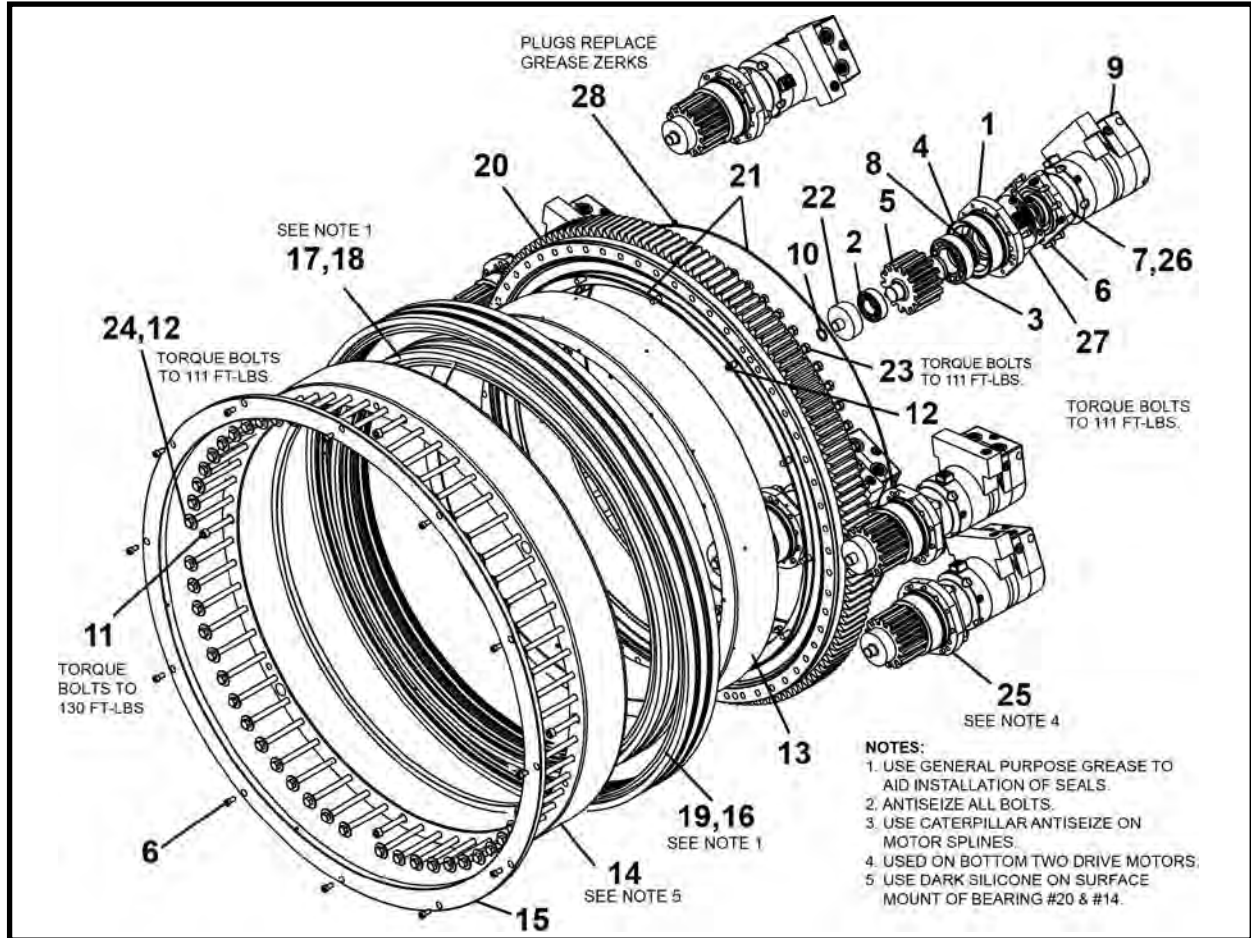
ITEM	QTY	PART NO.	DESCRIPTION
0	1	031005A	DRIVE ASSEMBLY, 420 TBM
1	5	P0065-266	BEARING, Roller
2	5	P0065-192	BEARING, Roller
3	5	P0085-162	ORING
4	5	023150P	PINION
5	52	P0031-06-003	SCREW, Socket Head Cap 3/8 UNC x .75
6	20	P0031-08-006	SCREW, Socket Head Cap 1/2 UNC x 1.5
7	5	P0065-268	SEAL
8	5	P0304-344	MOTOR (Refer to Section 8, Motors for parts information)
9	5	027944P	PUCK, Pinion Bearing Mount
10	5	P0085-214	ORING
11	2	026939P	RETAINER, Pinion Bottom
12	3	023109P	RETAINER, Pinion
13	1	031012P	SEAL RING, Inner
14	1	031013P	SEAL RING, Outer
15	1	031014P	PLATE, Seal Retainer
16	1	P0080-053	KIT, TBM Seal 720mm
17	1	P0080-054	KIT, TBM Seal 885mm
18	2	031015P	RING, Lantern OD
19	2	031016P	RING, Lantern ID
20	2	P0088-215	ORING
21	1	P0065-270-0420	BEARING, Slewing
22	38	PM14A-2.0-220	BOLT, Hex M14x2.0x220 mm, 10.9
23	4	PM14B-2.0-160	SCREW, Socket Head Cap M14x2.0x160 mm, 10.9
24	30	PM14A-2.0-160	BOLT, Hex M14x2.0x160 mm, 10.9
25	32	P0041-003A	WASHER, Hardened Flat 14mm
26	20	P0043-003	WASHER, Nord-Lock 1/2
27	5	P0304-341A	SHIM, Friction Motor
28	3	P0300-144	PLUG, 02MP-HHP

DRIVE ASSEMBLY, 028505A
TBM Series II: 480



ITEM	QTY	PART NO.	DESCRIPTION
0	1	028505A	DRIVE ASSEMBLY, 480 TBM
1	4	023109P	RETAINER, Pinion
2	6	P0065-266	BEARING, Roller
3	6	P0065-192	BEARING, Roller
4	6	P0085-162	ORING
5	6	023150P	PINION
6	60	P0031-06-003	SCREW, Socket Head Cap 3/8 UNC x .75
7	24	P0031-08-006	SCREW, Socket Head Cap 1/2 UNC x 1.5
8	6	P0065-268	SEAL
9	6	P0304-344	MOTOR (Refer to Section 8, Motors for parts information)
10	24	P0043-003	WASHER, Nord-Lock 1/2
11	6	027944P	PUCK, Pinion Bearing Mount
12	6	P0085-214	ORING
13	2	026939P	RETAINER, Pinion Bottom
14	56	PM14A-2.0-220	BOLT, Hex M14x2.0x220 mm, 10.9
15	1	028512P	SEAL RING, Inner
16	1	028513P	SEAL RING, Outer
17	1	028514P	PLATE, Seal Retainer
18	1	P0080-051	KIT, TBM Seal 900mm
19	1	P0080-043	KIT, TBM Seal 1065mm
20	2	028515P	RING, Lantern OD
21	2	028516P	RING, Lantern ID
22	1	P0065-270-0480	BEARING, Slewing
23	4	PM14B-2.0-160	SCREW, Socket Head Cap M14x2.0x160 mm, 10.9
24	2	P0088-212	ORING
25	36	PM14A-2.0-160	BOLT, Hex M14x2.0x160 mm, 10.9
26	44	P0041-003A	WASHER, Hardened Flat 14mm
27	6	P0304-341A	SHIM, Friction Motor
28	4	P0300-144	PLUG, 02MP-HHP

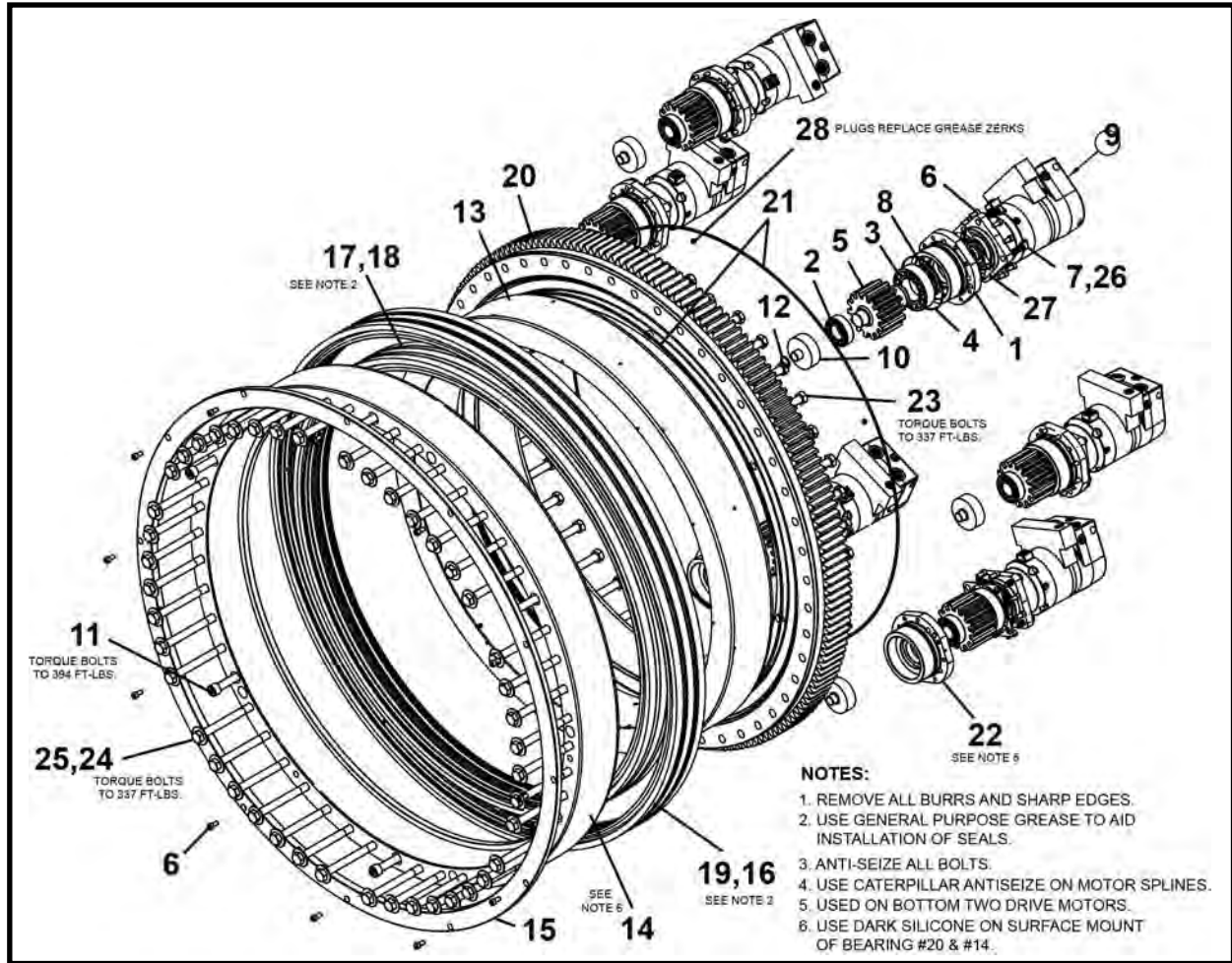
DRIVE ASSEMBLY, 028605A
TBM Series II: 540



- NOTES:**
1. USE GENERAL PURPOSE GREASE TO AID INSTALLATION OF SEALS.
 2. ANTISEIZE ALL BOLTS.
 3. USE CATERPILLAR ANTISEIZE ON MOTOR SPLINES.
 4. USED ON BOTTOM TWO DRIVE MOTORS.
 5. USE DARK SILICONE ON SURFACE MOUNT OF BEARING #20 & #14.

ITEM	QTY	PART NO.	DESCRIPTION
0	1	028605A	DRIVE ASSEMBLY, 540 TBM
1	4	023109P	RETAINER, Pinion
2	6	P0065-266	BEARING, Roller
3	6	P0065-192	BEARING, Roller
4	6	P0085-162	ORING
5	6	023150P	PINION
6	60	P0031-06-003	SCREW, Socket Head Cap 3/8 UNC x .75
7	24	P0031-08-006	SCREW, Socket Head Cap 1/2 UNC x 1.5
8	6	P0065-268	SEAL
9	6	P0304-344	MOTOR (Refer to Section 8, Motors for parts information)
10	6	P0085-214	ORING
11	4	PM14B-2.0-160	SCREW, Socket Head Cap M14x2.0x160 mm, 10.9
12	68	PM14A-2.0-220	BOLT, Hex M14x2.0x220 mm, 10.9
13	1	028612P	SEAL RING, Inner
14	1	028613P	SEAL RING, Outer
15	1	028614P	PLATE, Seal Retainer
16	2	028615P	RING, Lantern OD
17	2	028616P	RING, Lantern ID
18	1	P0080-043	KIT, TBM Seal 1065mm
19	1	P0080-048	KIT, TBM Seal 1240mm
20	1	P0065-270-0540	BEARING, Slewing
21	2	P0088-201	ORING
22	6	027944P	PUCK, Pinion Bearing Mount
23	48	PM14A-2.0-160	BOLT, Hex M14x2.0x160 mm, 10.9
24	56	P0041-003A	WASHER, Hardened Flat 14mm
25	2	026939P	RETAINER, Pinion Bottom
26	24	P0043-003	WASHER, Nord-Lock 1/2
27	6	P0304-341A	SHIM, Friction Motor
28	5	P0300-144	PLUG, 02MP-HHP

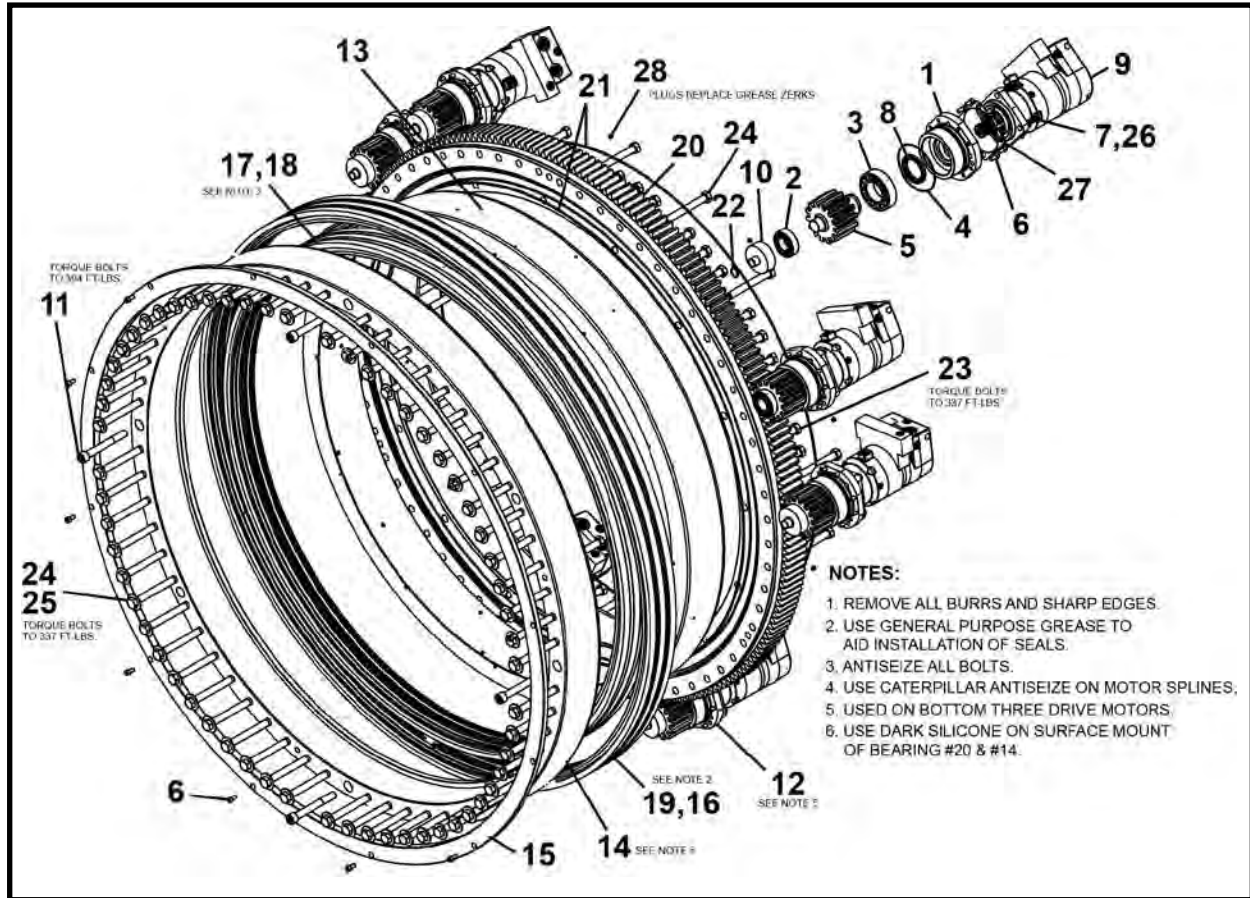
DRIVE ASSEMBLY, 025905A
TBM Series II: 600



ITEM	QTY	PART NO.	DESCRIPTION
0	1	025905A	DRIVE ASSEMBLY, 600 TBM
1	4	023109P	RETAINER, Pinion
2	6	P0065-266	BEARING, Roller
3	6	P0065-192	BEARING, Roller
4	6	P0085-162	ORING
5	6	023150P	PINION
6	60	P0031-06-003	SCREW, Socket Head Cap 3/8 UNC x .75
7	24	P0031-08-006	SCREW, Socket Head Cap 1/2 UNC x 1.5
8	6	P0065-268	SEAL
9*	6	P0304-344	MOTOR
10	6	027944P	PUCK, Pinion Bearing Mount
11	6	PM20B-2.5-160	SCREW, Socket Head Cap M20 x 2.5 x 160-12.9
12	6	P0085-214	ORING
13	1	025912P	SEAL RING, Inner
14	2	025913P	SEAL RING, Outer
15	1	025914P	PLATE, Seal Retainer
16	2	025915P	RING, Lantern OD
17	2	025916P	RING, Lantern ID
18	1	P0080-048	KIT, TBM Seal 1240mm
19	1	P0080-047	KIT, TBM Seal 1425mm
20	1	P0065-271-0600	BEARING, Slewing
21	2	P0088-213	ORING
22	2	026939P	RETAINER, Pinion Bottom
23	32	PM20A-2.5-160	SCREW, Socket Head Cap M20 x 2.5 x 160-10.9
24	52	PM20A-2.5-220	SCREW, Socket Head Cap M20 x 2.5 x 220-10.9
25	44	P0040-012	WASHER, Hardened Flat 3/4
26	24	P0040-003	WASHER, Lock Nord 1/2
27	6	P0304-341A	SHIM, Motor
28	5	P0300-144	PLUG, 02MP-HHP

* Refer to Section 8, Motors for parts information.

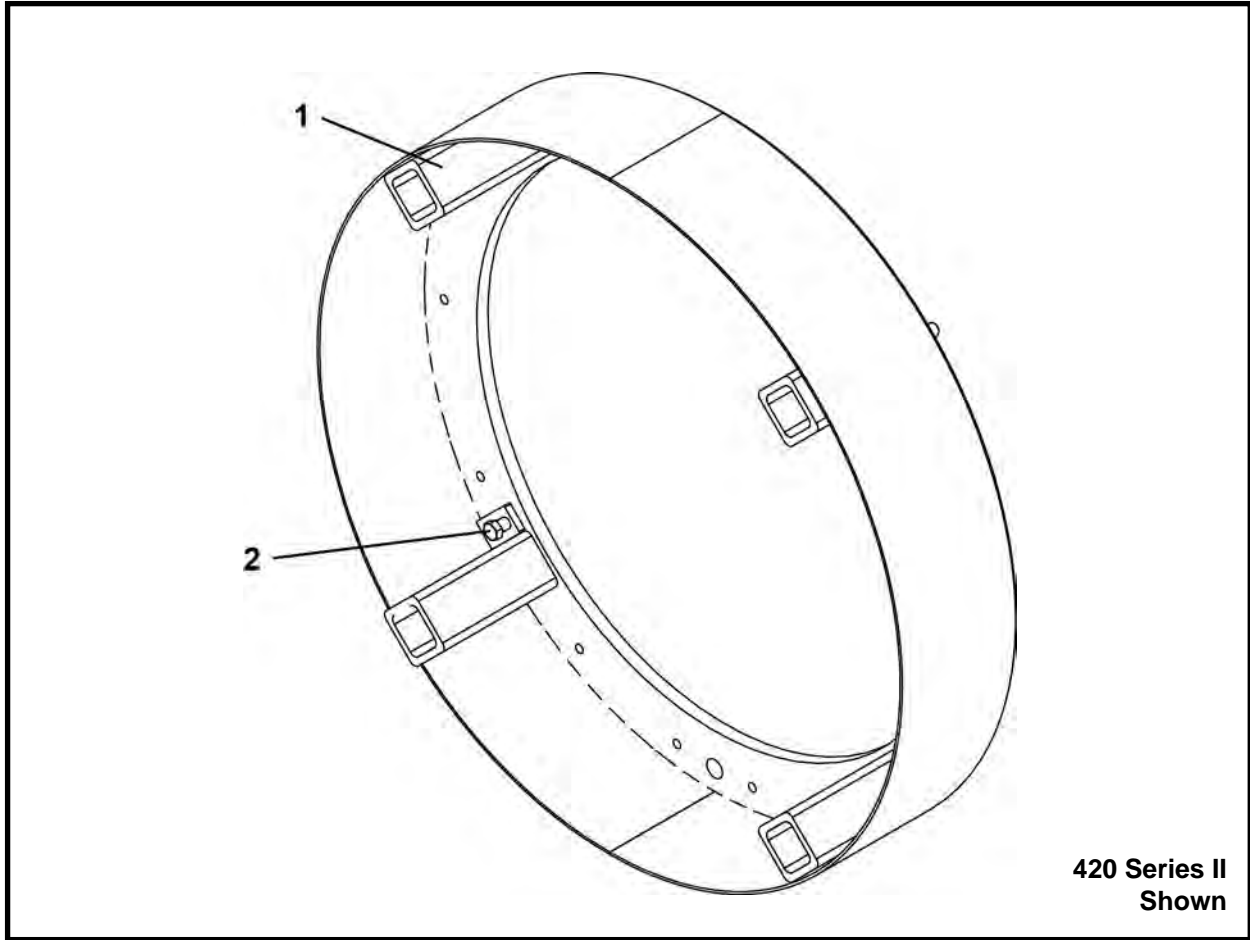
DRIVE ASSEMBLY, 028805A
TBM Series II: 720



ITEM	QTY	PART NO.	DESCRIPTION
0	1	028805A	DRIVE ASSEMBLY, 720 TBM
1	6	023109P	RETAINER, Pinion
2	9	P0065-266	BEARING, Roller
3	9	P0065-192	BEARING, Roller
4	9	P0085-162	ORING
5	9	023150P	PINION
6	84	P0031-06-003	SCREW, Socket Head Cap 3/8 UNC x .75
7	36	P0031-08-006	SCREW, Socket Head Cap 1/2 UNC x 1.5
8	9	P0065-268	SEAL
9*	9	P0304-344	MOTOR
10	9	027944P	PUCK, Pinion Bearing Mount
11	4	PM20B-2.5-160	SCREW, Socket Head Cap M20 x 2.5 x 160-12.9
12	3	026939P	RETAINER, Pinion Bottom
13	1	028812P	SEAL RING, Inner
14	1	028813P	SEAL RING, Outer
15	1	028814P	PLATE, Seal Retainer
16	2	023154P	RING, Lantern OD
17	2	023155P	RING, Lantern ID
18	1	P0080-036	KIT, TBM Seal
19	1	P0080-037	KIT, TBM Seal
20	1	P0065-271-0720	BEARING, Slewing
21	2	P0088-222	ORING
22	9	P0085-214	ORING
23	48	PM20A-2.5-160	SCREW, Socket Head Cap M20 x 2.5 x 160-10.9
24	76	PM20A-2.5-220	SCREW, Socket Head Cap M20 x 2.5 x 220-10.9
25	60	P0040-012	WASHER, Hardened Flat 3/4
26	36	P0040-003	WASHER, Lock Nord 1/2
27	9	P0304-341A	SHIM, Motor
28	8	P0300-144	PLUG, 02MP-HHP

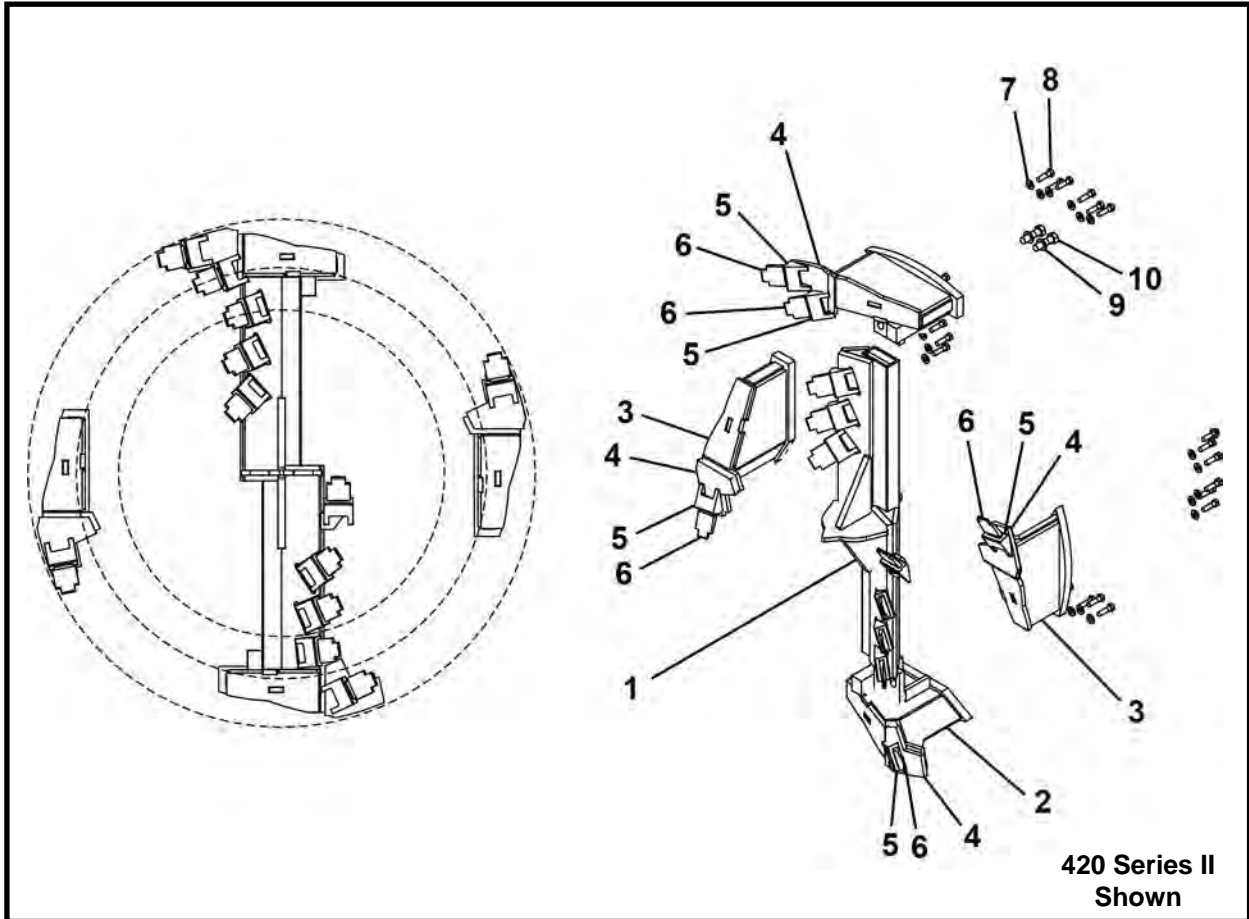
* Refer to Section 8, Motors for parts information.

BELL END RING
TBM Series II: 48SC - 420 - 480 - 540 - 600 - 720



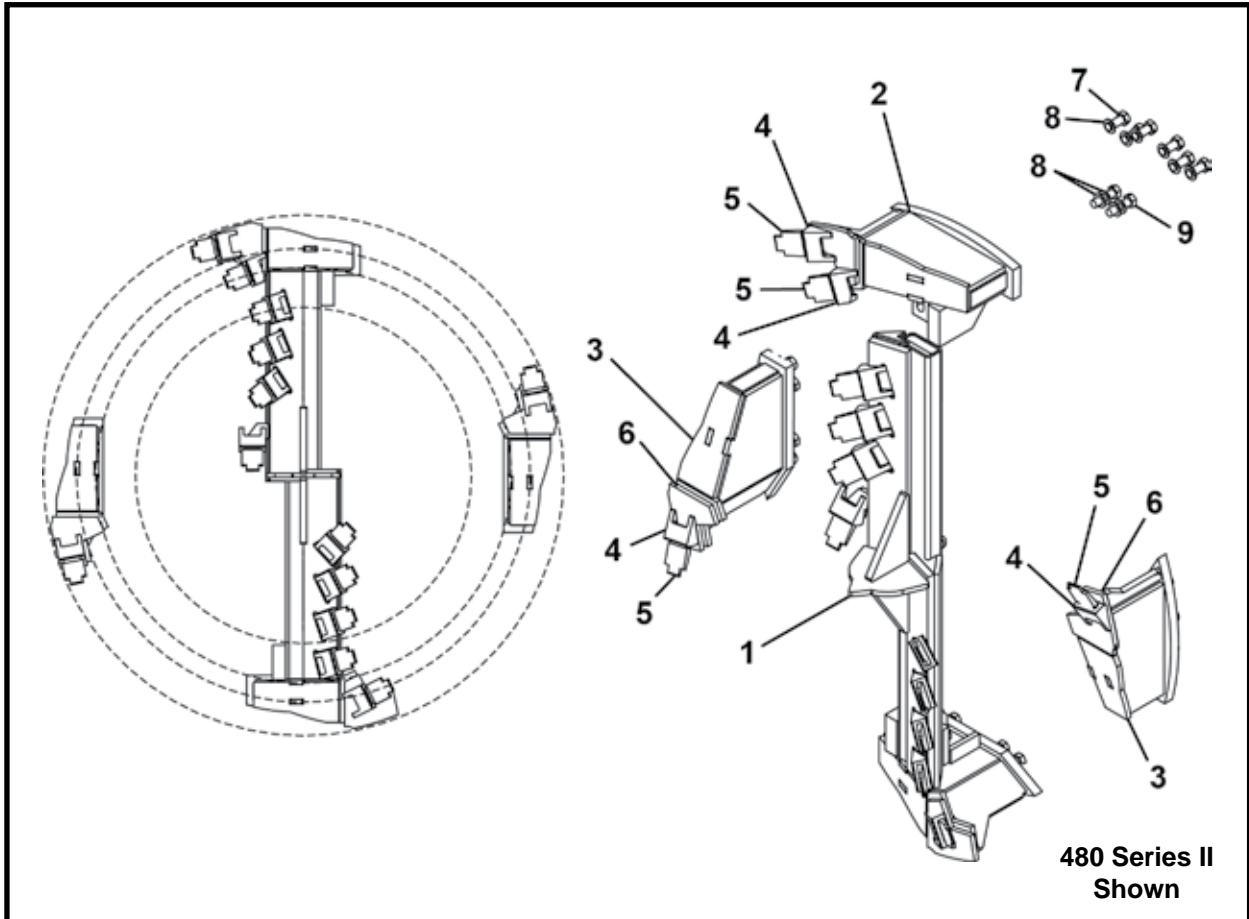
ITEM	QTY	PART NO.	DESCRIPTION
0.1	1	031646A	BELL END RING, 48SC TBM Series II
0.2	1	023710A00	BELL END RING, 420 TBM Series II
0.3	1	023810A00	BELL END RING, 480 TBM Series II
0.4	1	018310A00	BELL END RING, 540 TBM Series II
0.5	1	019386A00	BELL END RING, 600 TBM Series II
0.6	1	020814A00	BELL END RING, 720 TBM Series II
1	4	019370A	BLOCK, Spacer
2	4	P0001-12-006	BOLT, Hex 3/4 UNC x 1.5

DIRT BAR ASSEMBLY
TBM Series II: 48SC - 420



ITEM	QTY	48SC-SII PART NO.	420-SII PART NO.	DESCRIPTION
0	1	031619A	031517A	DIRT BAR ASSEMBLY
1	1	006321A01	031515A	CUTTER BAR (Includes items 1a - 1c)
1a	6/7	P0050-001	P0050-001	TOOTH, Cutter
1b	6/7	P0051-001	P0051-001	POCKET, Tooth
1c	1	P0001-05-003	P0001-05-003	BOLT, Target 5/16 UNC x .75
2	2	031518A	031518A	MOUNT, Cutter Bar
3	2	031525A	031525A	MOUNT, Gauge Cutter
4	4	031524P	031524P	PLATE, Cutter Bar Mount
5	5	P0051-001	P0051-001	POCKET, Tooth
6	5	P0050-001	P0050-001	TOOTH, Cutter
7	24	P0040-008	P0040-008	WASHER, Hardened Flat 1/2
8	24	P0001-08-007	P0001-08-007	BOLT, Hex 1/2 UNC x 1.75
9	4	P0040-012	P0040-012	WASHER, Hardened Flat 3/4
10	4	P0001-12-010	P0001-12-010	BOLT, Hex 3/4 UNC x 2.5

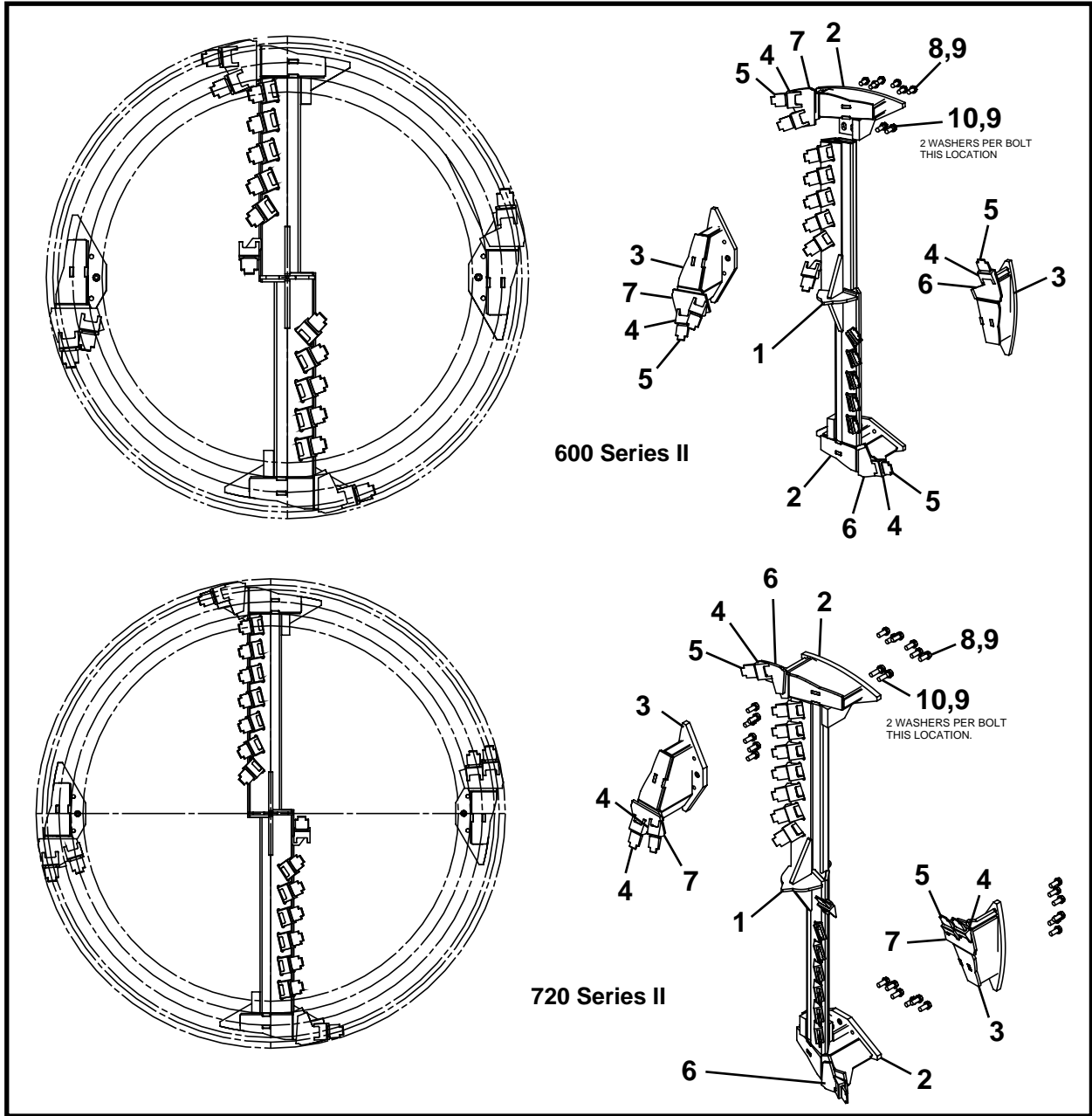
DIRT BAR ASSEMBLY
TBM Series II: 480 - 540



ITEM	QTY	480-SII PART NO.	540-SII PART NO.	DESCRIPTION
0	1	031717A	031817A	DIRT BAR ASSEMBLY
1	1	031716A	031818A	CUTTER BAR (Includes items 1a - 1c)
1a	8/10	P0050-001	P0050-001	TOOTH, Cutter
1b	8/10	P0051-001	P0051-001	POCKET, Tooth
1c	1	P0001-05-003	P0001-05-003	BOLT, Target 5/16 UNC x .75
2	2	031718A	031718A	MOUNT, Dirt Bar
3	2	031725A	031725A	MOUNT, Gauge Cutter
4	5	P0051-001	P0051-001	POCKET, Tooth
5	5	P0050-001	P0050-001	TOOTH, Cutter
6	4	031524P	031524P	PLATE, Cutter Bar Mount
7	24	P0001-12-007	P0001-12-007	BOLT, Hex 3/4 UNC x 1.75
8	32	P0040-012	P0040-012	WASHER, Hardened Flat 3/4
9	4	P0001-12-010	P0001-12-010	BOLT, Hex 3/4 UNC x 2.5

DIRT BAR ASSEMBLY

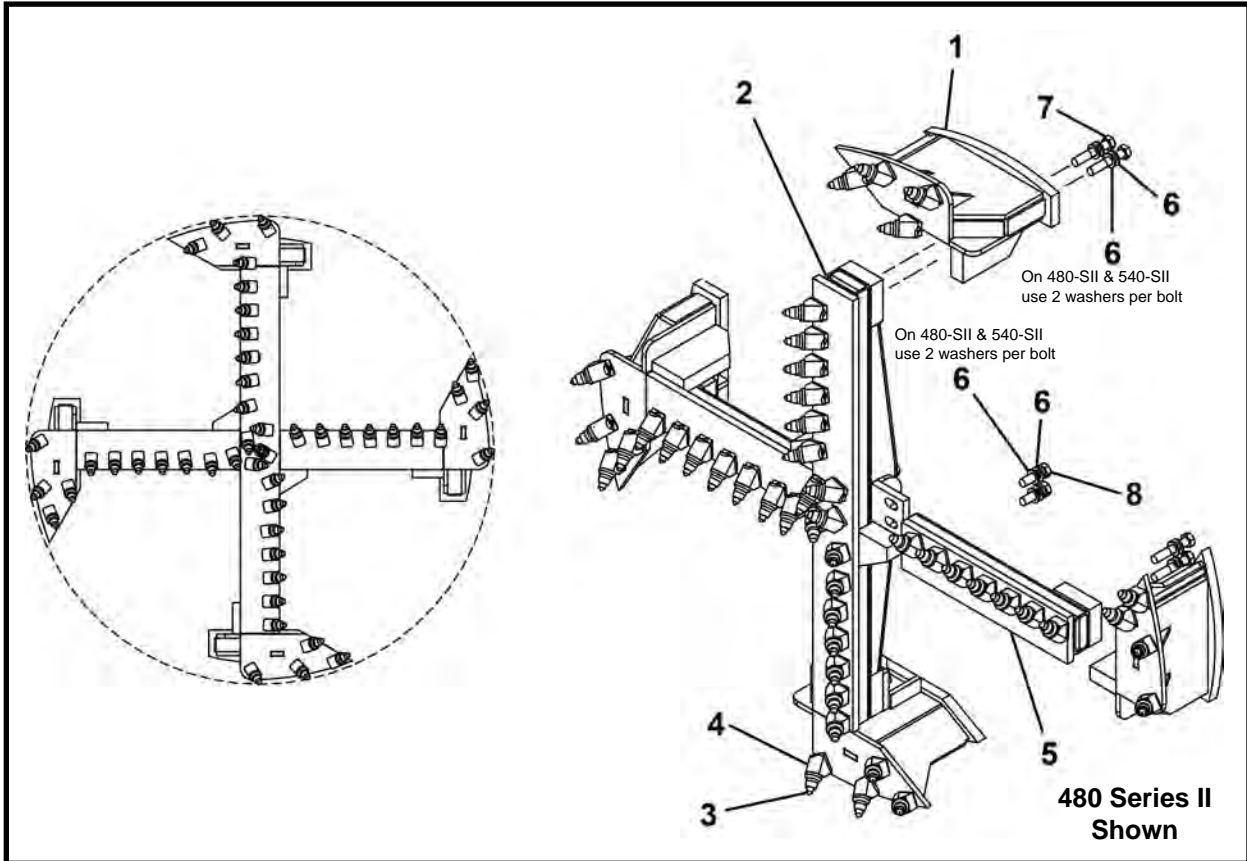
TBM Series II: 600 - 720



ITEM	QTY	600-SII PART NO.	720-SII PART NO.	DESCRIPTION
0	1	032083A	032093A	DIRT BAR ASSEMBLY
1	1	032084A	032094A	CUTTER BAR
1a	11/14	P0050-001	P0050-001	TOOTH, Cutter
1b	11/14	P0051-001	P0051-001	POCKET, Tooth
1c	1	P0001-05-003	P0001-05-003	BOLT, Target 5/16 UNC x .75
2	2	032394A	032394A	MOUNT, Gage Cutter
3	2	032396A	032396A	MOUNT, Dirt Bar
4	6	P0051-001	P0051-001	POCKET, Tooth
5	6	P0050-001	P0050-001	TEETH, Cutter
6	2	031524P	031524P	PLATE, Cutter Bar Mount
7	2	061214P	061214P	PLATE, Cutter Bar Mount
8	24	P0001-12-007	P0001-12-007	BOLT, Hex 3/4 UNC x 1.75
9	32	P0040-012	P0040-012	WASHER, Hardened Flat 3/4
10	4	P0001-12-010	P0001-12-010	BOLT, Hex 3/4 UNC x 2.5

NOTES

QUAD BAR ASSEMBLY
TBM Series II: 48SC - 420 - 480 - 540



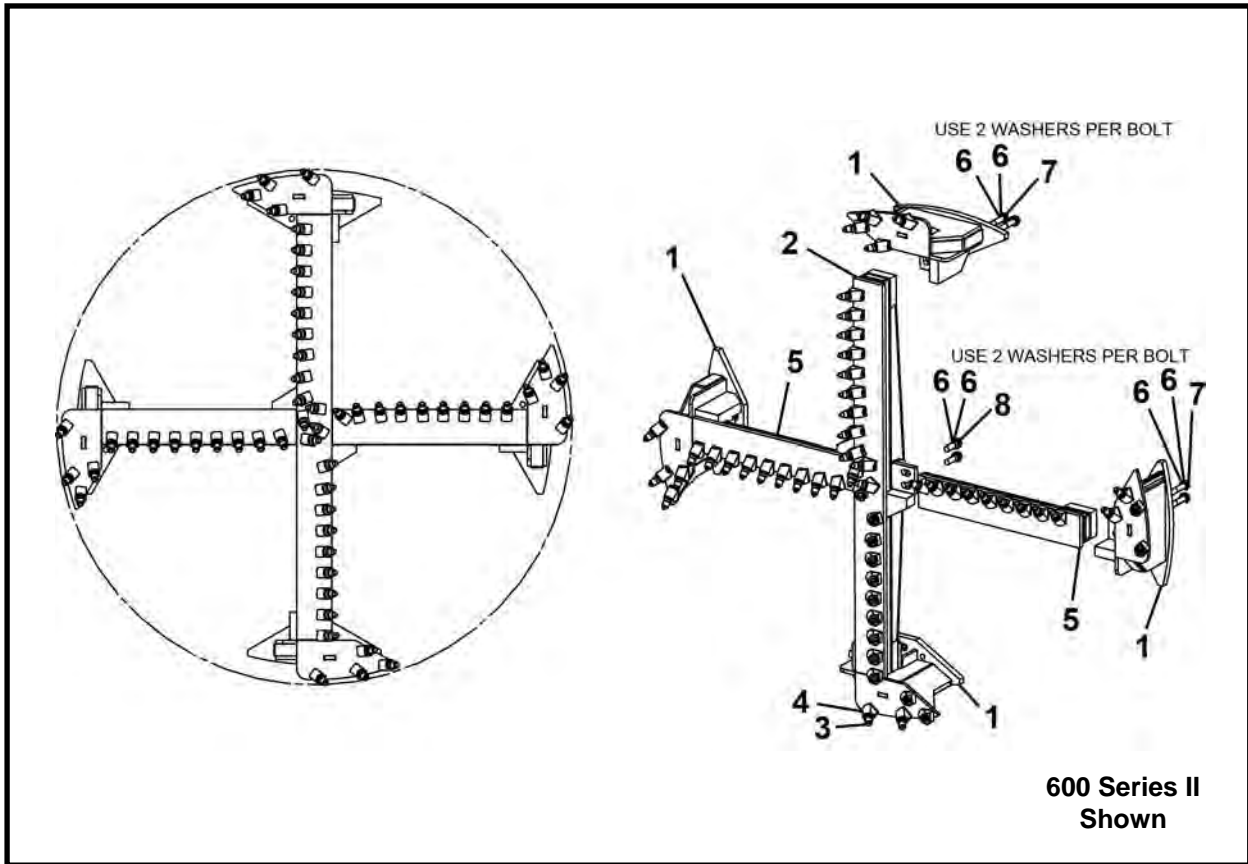
ITEM	QTY	48SC-SII PART NO.	420-SII PART NO.	480-SII PART NO.	540-SII PART NO.	DESCRIPTION
0	1	031636A	031536A	031736A	031836A	QUAD BAR ASSEMBLY
1	4	031535A	031535A	031662A	031662A	MOUNT, Quad Bar
2	1	031637A	031537A	031658A	031837A	CUTTER BAR, Carbide
3	*	P0050-011	P0050-011	P0050-011	P0050-011	CUTTER BIT, Conical
4	*	P0051-004	P0051-004	P0051-004	P0051-004	HOLDER, Tooth
5	2	031644A	031538A	031663A	031844A	QUAD BAR
6	12/12/24/32	P0040-012	P0040-012	P0040-012	P0040-012	WASHER, Hardened Flat 3/4
7	8	P0001-12-016	P0001-12-016	P0001-12-016	P0001-12-016	BOLT, Hex 3/4 UNC x 4
8	4/4/4/8	P0001-12-010	P0001-12-010	P0001-12-010	P0001-12-010	BOLT, Hex 3/4 UNC x 2.5

* Quantities for items 3 and 4 are as follows:

	48SC-SII	420-SII	480-SII	540-SII
3	47	50	55	61
4	47	50	55	61

QUAD BAR ASSEMBLY

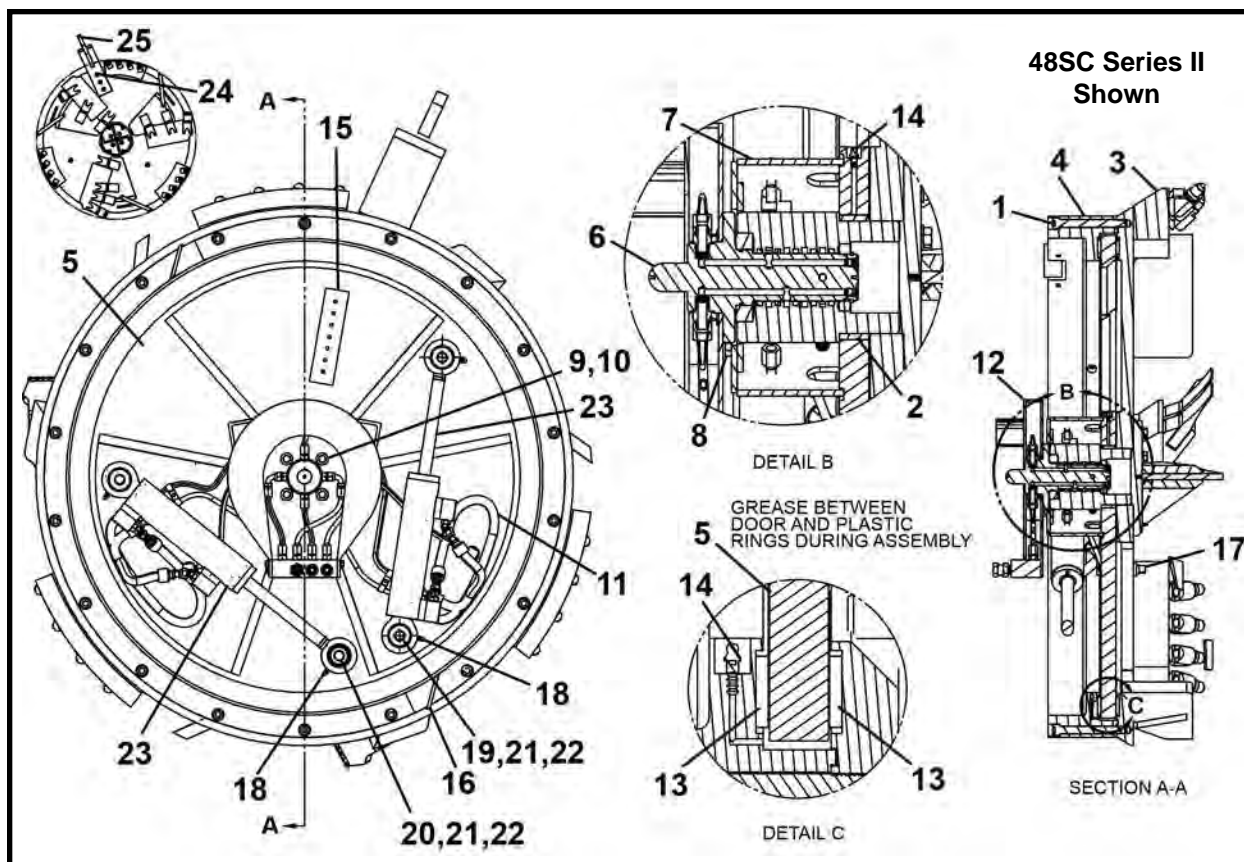
TBM Series II: 600 - 720



ITEM	QTY	600-SII PART NO.	720-SII PART NO.	DESCRIPTION
0	1	032720A	033110A	QUAD BAR ASSEMBLY
1	4	031676A	031676A	MOUNT, Quad Bar
2	1	031678A	033111A	CUTTER BAR, Carbide
3	66/82	P0050-011	P0050-011	CUTTER BIT, Conical
4	66/82	P0051-004	P0051-004	HOLDER, Tooth
5	2	031677A	033112A	QUAD BAR
6	24	P0040-012	P0040-012	WASHER, Hardened Flat 3/4
7	8	P0001-12-016	P0001-12-016	BOLT, Hex 3/4 UNC x 4
8	4	P0001-12-010	P0001-12-010	BOLT, Hex 3/4 UNC x 2.5

CLOSED FACE ASSEMBLY

TBM Series II: 48SC - 420



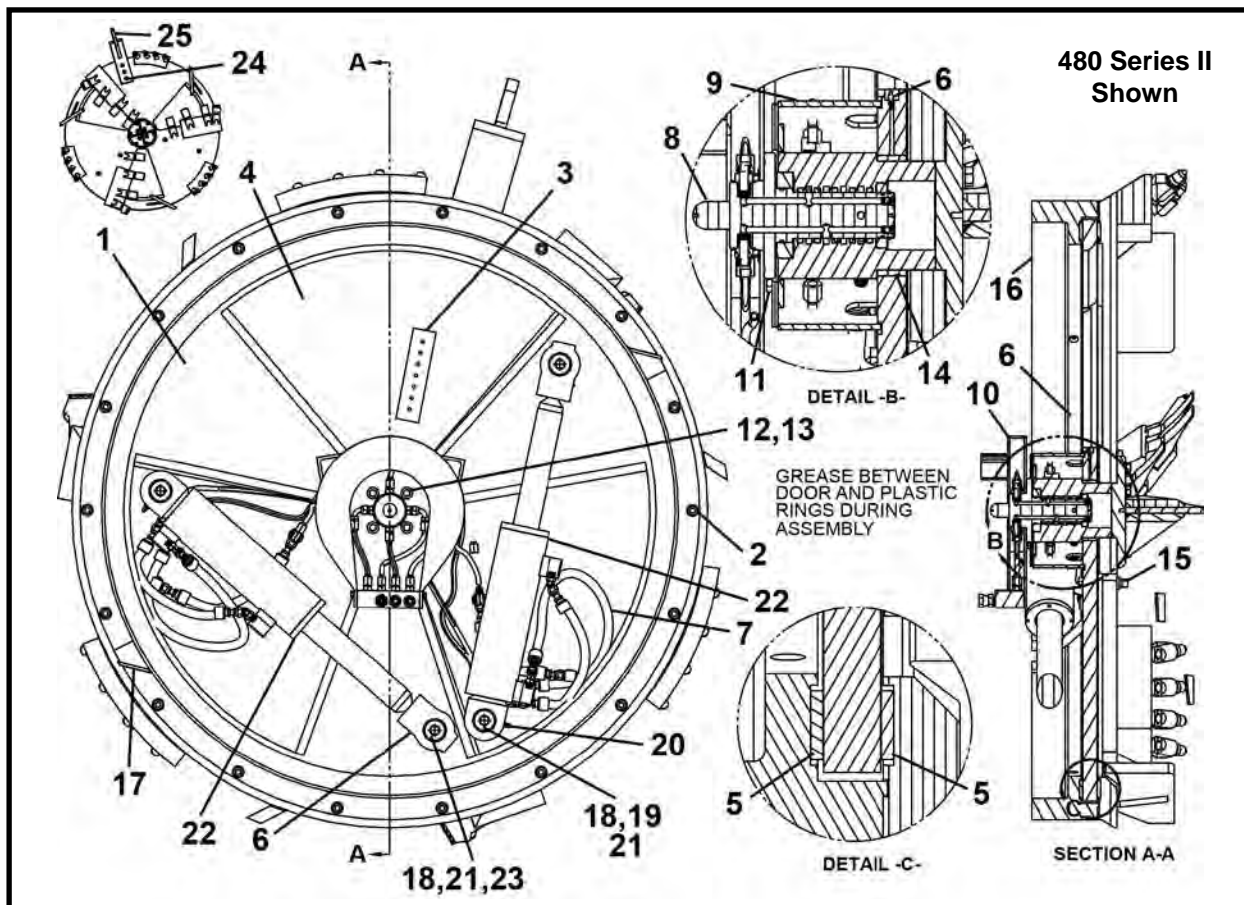
ITEM	QTY	48SC-SII PART NO.	420-SII PART NO.	DESCRIPTION
0	1	F24665F	F27965F	CLOSED FACE ASSEMBLY
1	18	P0031-10-022	P0031-10-024	SCREW, Socket Head Cap 5/8 UNC x 5.5 / 6
2	1	P0066-125	P0066-125	BUSHING
3*	1	024667A	027967A	FRONT FACE ASSEMBLY
4	1	024669P	027931P	RING, Rear
5	1	024666P	027966P	DOOR, Rotary
6*	1	028671A	028671A	ROTARY HUB ASSEMBLY
7	1	028676A	028676A	COVER, Swivel
8	4	P0001-06-002	P0001-06-002	BOLT, Hex 3/8 UNC x .5
9	4/8	P0040-006	P0040-006	WASHER, Hardened Flat 3/8
10	4/8	P0001-06-003	P0001-06-003	BOLT, Hex 3/8 UNC x .75
11**	1	023986A	023986A	HYDRAULIC ASSEMBLY
12	1	018670A00	018670A00	GUARD, Conveyor & Rotary
13	10/12	016620P	023994P	RING, Plastic Wear
14	6	P0063-001	P0063-001	FITTING, Grease - Straight
15	1	023763P00	023763P00	PLATE, Target Bar
16	2	027558P	027558P	SCRAPER, Outside
17	2	P0416-003	P0416-003	PLUG, Square Head 1/2
18	4	P0063-003	P0063-003	FITTING, Grease - 90 Degree
19	2	015098P	015098P	MOUNT, Cylinder Barrel
20	2	028678P	028678P	PIN, Cylinder Mounting
21	4	018718P00	018718P00	WASHER
22	4	P0001-08-006	P0001-08-006	BOLT, Hex 1/2 UNC x 1.5
23***	2	015090A	015085A	CYLINDER ASSEMBLY
24	3	P0031-12-008	P0031-12-008	SCREW, Cap 3/4 x 2
25	1	027509A	027509A	LIFT, Closed Face

* Refer to this section for parts information. ** Refer to section 6, Hydraulics for parts information.

*** Refer to section 10, Cylinders for parts information.

CLOSED FACE ASSEMBLY

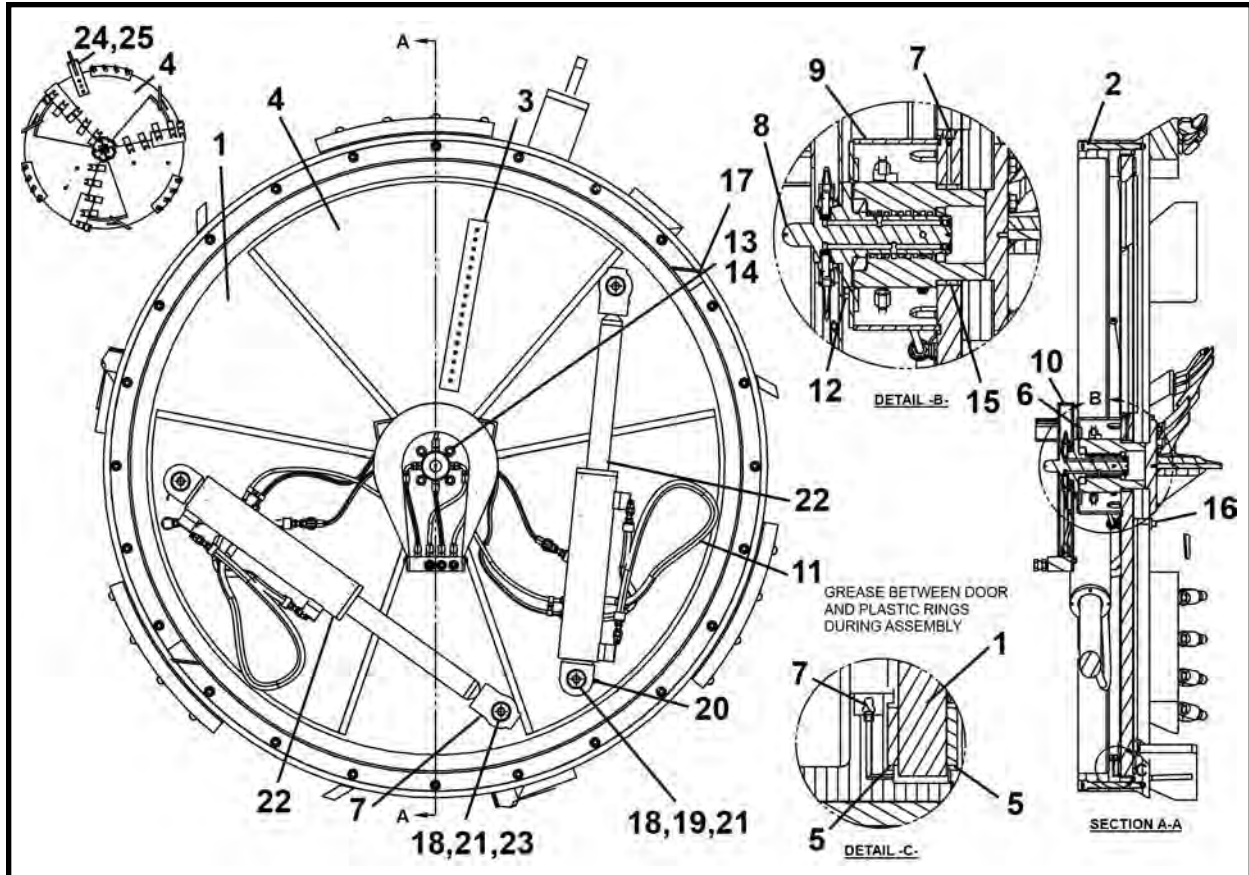
TBM Series II: 480 - 540



ITEM	QTY	480-SII PART NO.	540-SII PART NO.	DESCRIPTION
0	1	F28565F	F28665F	CLOSED FACE ASSEMBLY
1	1	028537P	028666P	DOOR, Rotary
2	18/24	P0031-10-022	P0031-10-022	SCREW, Socket Head Cap 5/8 UNC x 5.5
3	1	023763P00	014215P00	PLATE, Target Bar
4*	1	028552A	028667A	FRONT FACE ASSEMBLY
5	16	025647P	026241P	RING, Plastic Wear
6	8	P0063-001	P0063-001	FITTING, Grease - Straight
7**	1	023986A	027561A	HYDRAULIC ASSEMBLY
8*	1	028671A	028671A	ROTARY HUB ASSEMBLY
9	1	028676A	028676A	COVER, Swivel
10	1	018670A00	018671A00	GUARD, Conveyor & Rotary
11	4	P0001-06-002	P0001-06-002	BOLT, Hex 3/8 UNC x .5
12	4	P0040-006	P0040-006	WASHER, Hardened Flat 3/8
13	4	P0001-06-003	P0001-06-003	BOLT, Hex 3/8 UNC x .75
14	1	P0066-125	P0066-125	BUSHING
15	4	P0416-003	P0416-003	PLUG, Square Head 1/2
16	1	028536P	028631P	RING, Rear
17	2	027558P	027558P	SCRAPER, Outside
18	4	018718P00	018718P00	WASHER
19	2	028681P	028681P	PIN, Cylinder Mounting
20	2	P0063-003	P0063-003	FITTING, Grease - 90 Degree
21	4	P0001-08-006	P0001-08-006	BOLT, Hex 1/2 UNC x 1.5
22***	2	015065A	015060A	CYLINDER ASSEMBLY
23	2	028678P	028678P	PIN, Cylinder Mounting
24	3	P0031-12-008	P0031-12-008	SCREW, Cap 3/4 x 2
25	1	027509A	027509A	LIFT, Closed Face

* Refer to this section for parts information. ** Refer to section 6, Hydraulics for parts information.
 *** Refer to section 10, Cylinders for parts information.

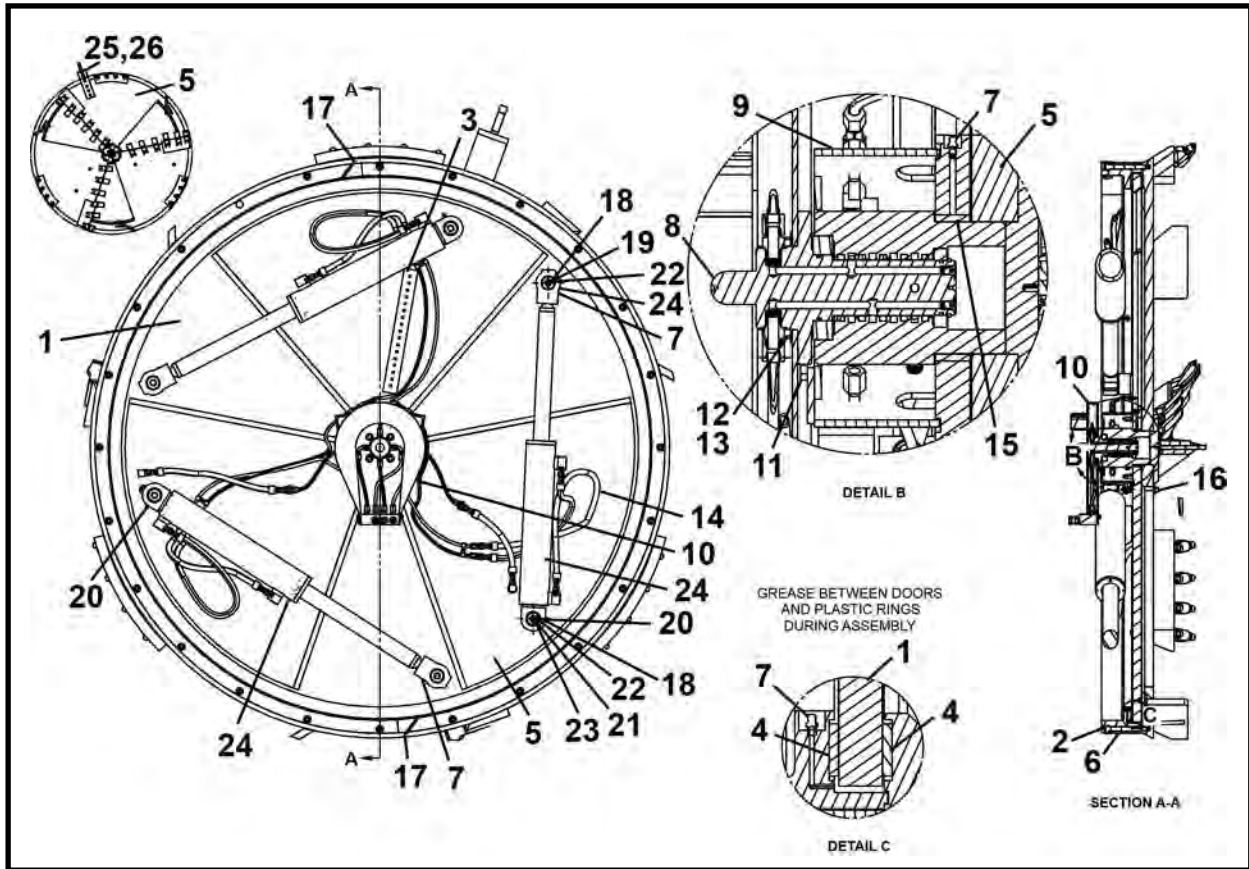
CLOSED FACE ASSEMBLY, F25965F
TBM Series II: 600



ITEM	QTY	PART NO.	DESCRIPTION
0	1	F25965F	CLOSED FACE ASSEMBLY
1	1	025966P	DOOR, Rotary
2	24	P0031-10-022	SCREW, Socket Head Cap 5/8 UNC x 5.5
3	1	014215P00	BAR, Target
4*	1	025967A	FRONT FACE ASSEMBLY
5	16/10	027560P	RING, Plastic Wear
6	1	025961P	RING, Rear
7	8	P0063-001	FITTING, Grease - Straight
8*	1	028671A	ROTARY HUB ASSEMBLY
9	1	028676A	COVER, Swivel
10	1	018671A00	GUARD, Conveyor & Rotary (Includes items 10a-10b)
10a	4	P0001-05-004	BOLT, Hex 5/16 UNC x 1
10b	4	P0045-005	WASHER, Lock 5/16
11**	1	027561A	HYDRAULIC ASSEMBLY
12	4	P0001-06-002	BOLT, Hex 3/8 UNC x .5
13	4	P0040-006	WASHER, Hardened Flat 3/8
14	4	P0001-06-003	BOLT, Hex 3/8 UNC x .75
15	1	P0066-125	BUSHING
16	4	P0416-003	PLUG, Square Head 1/2
17	2	027558P	SCRAPER, Outside
18	4	018718P00	WASHER
19	2	028681P	PIN, Cylinder Mounting
20	4	P0063-003	FITTING, Grease - 90 Degree
21	4	P0001-08-005	BOLT, Hex 1/2 UNC x 1.25
22***	2	015050A	CYLINDER ASSEMBLY
23	2	028678P	PIN, Cylinder Mounting
24	3	P0031-12-008	SCREW, Cap 3/4 x 2
25	1	027509A	LIFT, Closed Face

* Refer to this section for parts information. ** Refer to section 6, Hydraulics for parts information.
*** Refer to section 10, Cylinders for parts information. ^ Not Shown

CLOSED FACE ASSEMBLY, F31070F
TBM Series II: 720

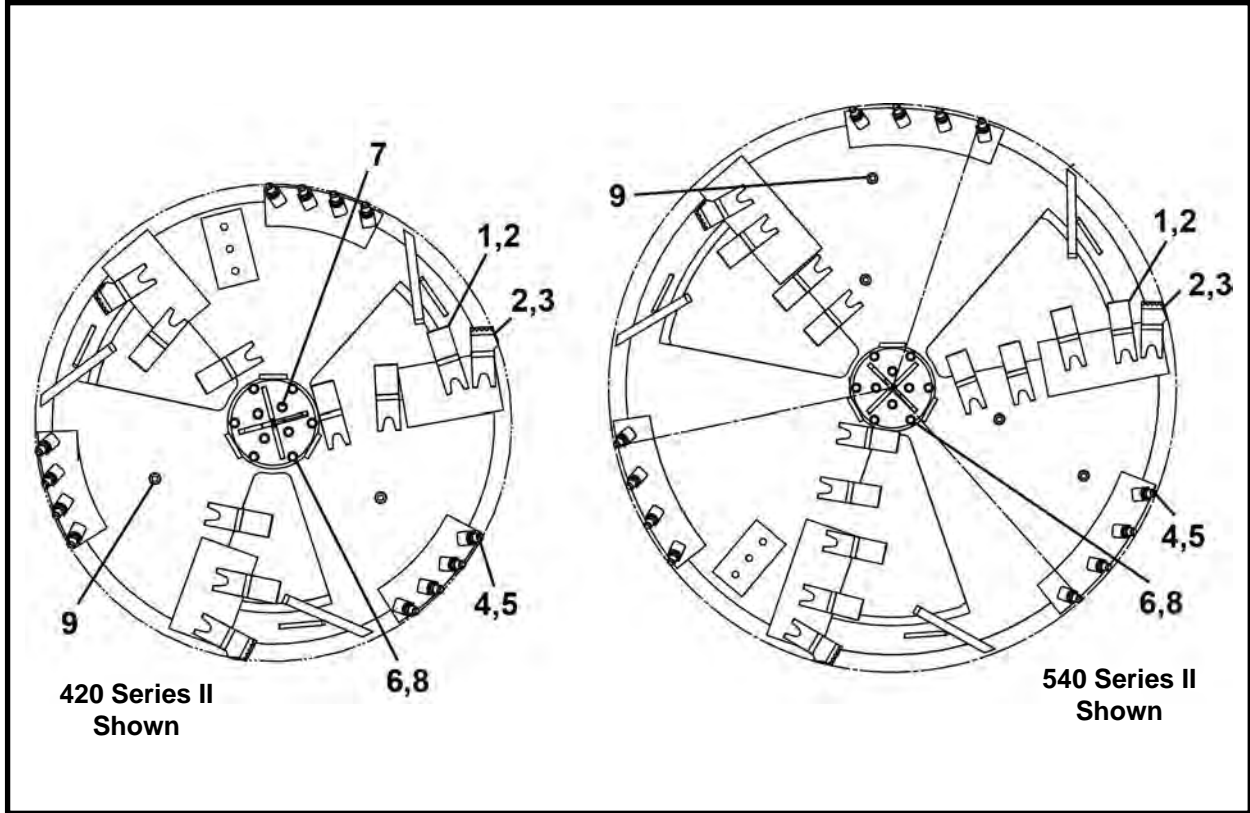


ITEM	QTY	PART NO.	DESCRIPTION
0	1	F31070F	CLOSED FACE ASSEMBLY
1	1	028866P	DOOR, Rotary
2	24	P0031-10-022	SCREW, Socket Head Cap 5/8 UNC x 5.5
3	1	014215P00	BAR, Target
4	10	020980P	RING, Plastic Wear
5*	1	031067A	FRONT FACE ASSEMBLY
6	1	028861P	RING, Rear
7	9	P0063-001	FITTING, Grease - Straight
8*	1	028671A	ROTARY HUB ASSEMBLY
9	1	028676A	COVER, Swivel
10	1	018671A00	GUARD, Conveyor & Rotary (Includes 10a-10b)
10a	4	P0001-05-004	BOLT, Hex 5/16 UNC x 1
10b	4	P0045-005	WASHER, Lock 5/16
11	4	P0001-06-002	BOLT, Hex 3/8 UNC x .5
12	4	P0040-006	WASHER, Hardened Flat 3/8
13	4	P0001-06-003	BOLT, Hex 3/8 UNC x .75
14**	1	020985A	HYDRAULIC ASSEMBLY
15	1	P0066-125	BUSHING
16	4	P0416-003	PLUG, Square Head 1/2
17	2	027558P	SCRAPER, Outside
18	6	018718P00	WASHER
19	3	028678P	PIN, Cylinder Mounting
20	3	P0063-003	FITTING, Grease - 90 Degree
21	6	P0001-08-006	BOLT, Hex 1/2 UNC x 1.5
22	6	P0045-008	WASHER, Lock 1/2
23	2	028681P	PIN, Cylinder Mounting
24***	2	015080A	CYLINDER ASSEMBLY
25	1	027509A	LIFT, Closed Face
26	3	P0031-12-008	SCREW, Socket Head Cap 3/4 x 2

* Refer to this section for parts information. ** Refer to section 6, Hydraulics for parts information.

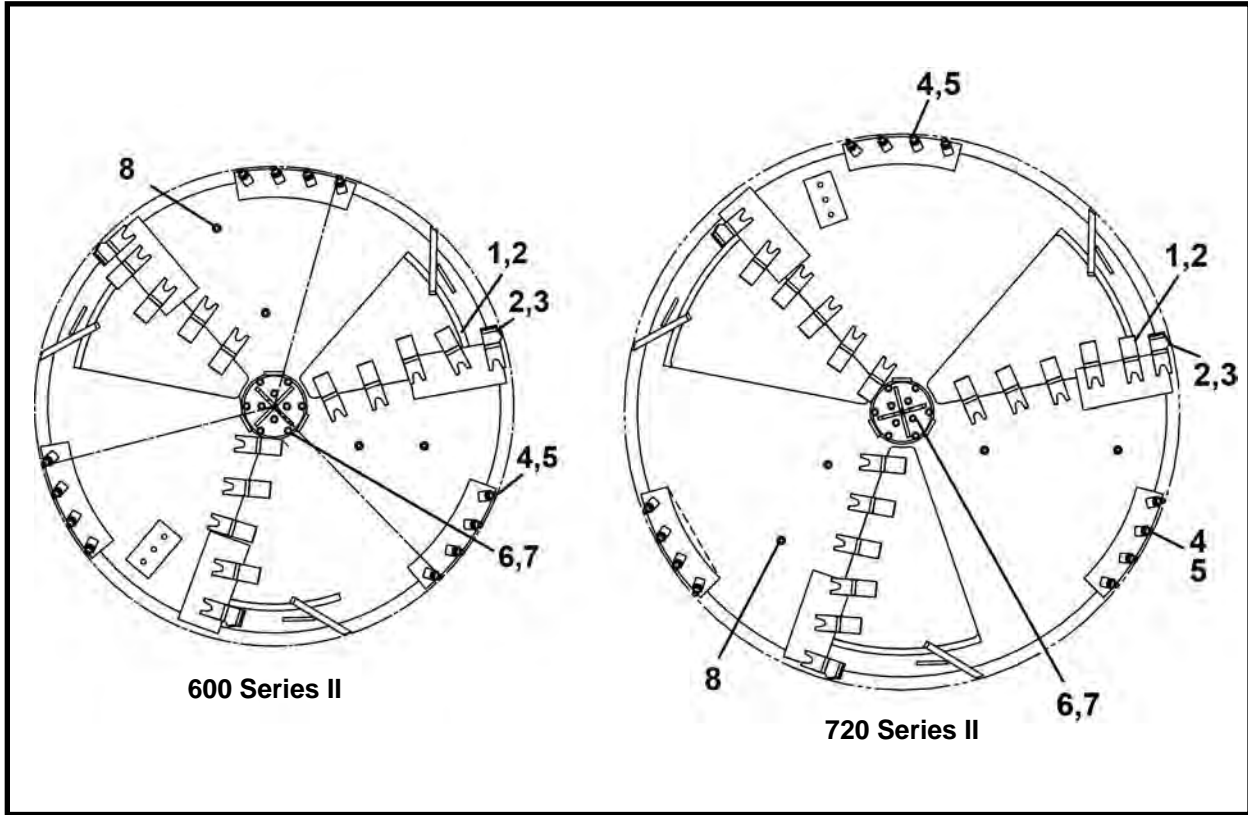
*** Refer to section 10, Cylinders for parts information.

FRONT FACE ASSEMBLY
TBM Series II: 48SC - 420 - 480 - 540



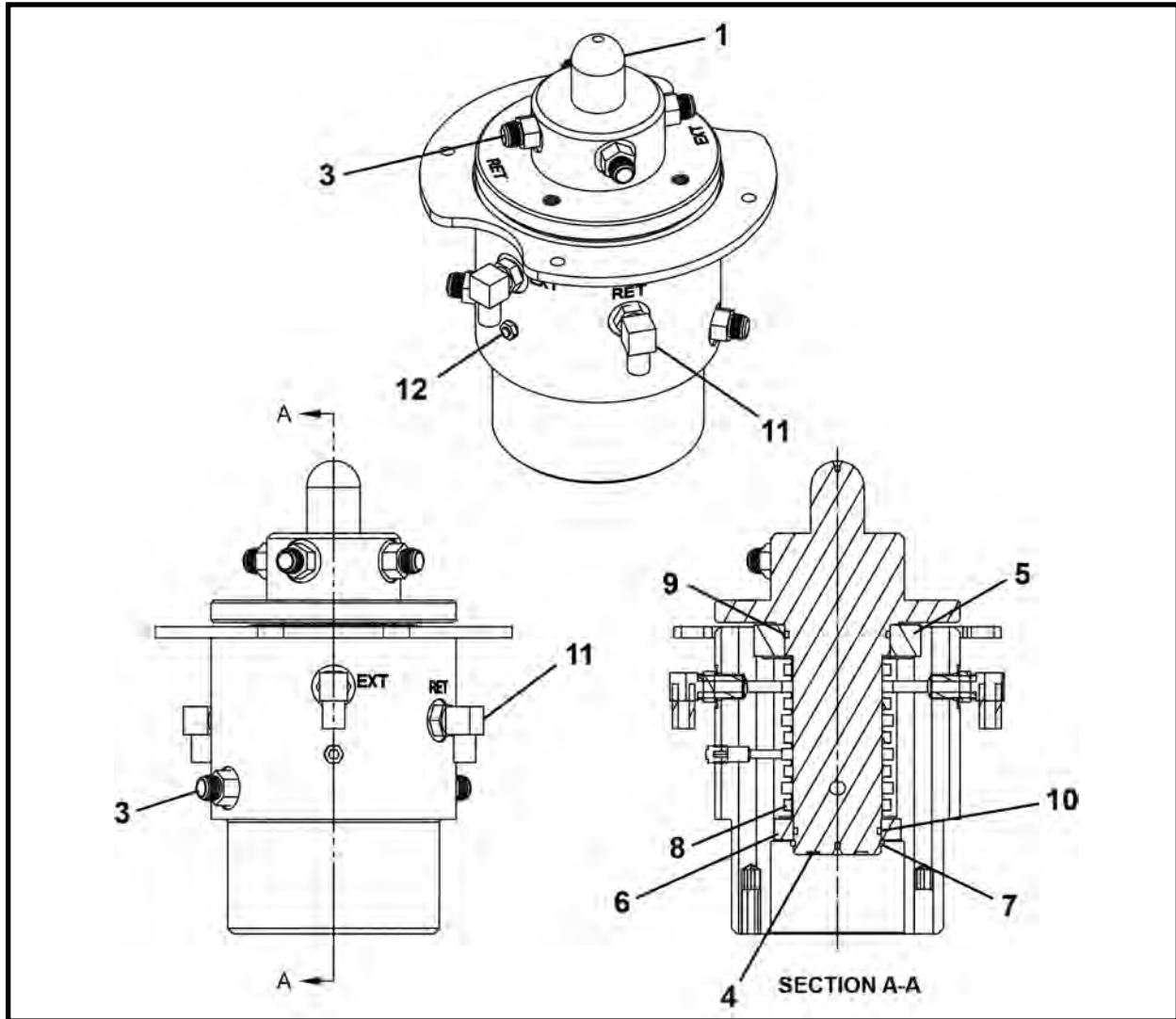
ITEM	QTY	48SC-SII PART NO.	420-SII PART NO.	480-SII PART NO.	540-SII PART NO.	DESCRIPTION
0	1	024667A	027967A	028552A	028667A	FRONT FACE ASSEMBLY
1	7/7/9/11	P0050-026	P0050-026	P0050-026	P0050-026	TEETH, Cutter
2	10/10/12/14	P0051-011	P0051-011	P0051-011	P0051-011	POCKET, Tooth
3	3	P0050-030	P0050-030	P0050-030	P0050-030	TEETH, Carbide Cutter Bar
4	12	P0050-011	P0050-011	P0050-011	P0050-011	CUTTER BIT
5	12	P0051-004	P0051-004	P0051-004	P0051-004	HOLDER, Cutter Bit
6	6/10/10/10	P0001-08-008	P0001-08-008	P0001-08-008	P0001-08-008	BOLT, Hex 1/2 UNC x 2
7	4	P0001-08-007	-	-	-	BOLT, Hex 1/2 UNC x 1.75
8	10	P0040-008	P0040-008	P0040-008	P0040-008	WASHER, Hardened Flat 1/2
9	2/2/4/4	P0400-003	P0400-003	P0400-003	P0400-003	COUPLING, Pipe

FRONT FACE ASSEMBLY
TBM Series II: 600 - 720



ITEM	QTY	600-SII PART NO.	720-SII PART NO.	DESCRIPTION
0	1	025967A	031067A	FRONT FACE ASSEMBLY
1	12/15	P0050-026	P0050-026	TEETH, Cutter
2	15/18	P0051-011	P0051-011	POCKET, Tooth
3	3	P0050-030	P0050-030	TEETH, Carbide Cutter Bar
4	12	P0050-011	P0050-011	CUTTER BIT
5	12	P0051-004	P0051-004	HOLDER, Cutter Bit
6	10	P0001-08-008	P0001-08-008	BOLT, Hex 1/2 UNC x 2
7	10	P0040-008	P0040-008	WASHER, Hardened Flat 1/2
8	4	P0400-003	P0400-003	COUPLING, Pipe

ROTARY HUB ASSEMBLY, 028671A
TBM Series II: 48SC - 420 - 480 - 540 - 600 - 720

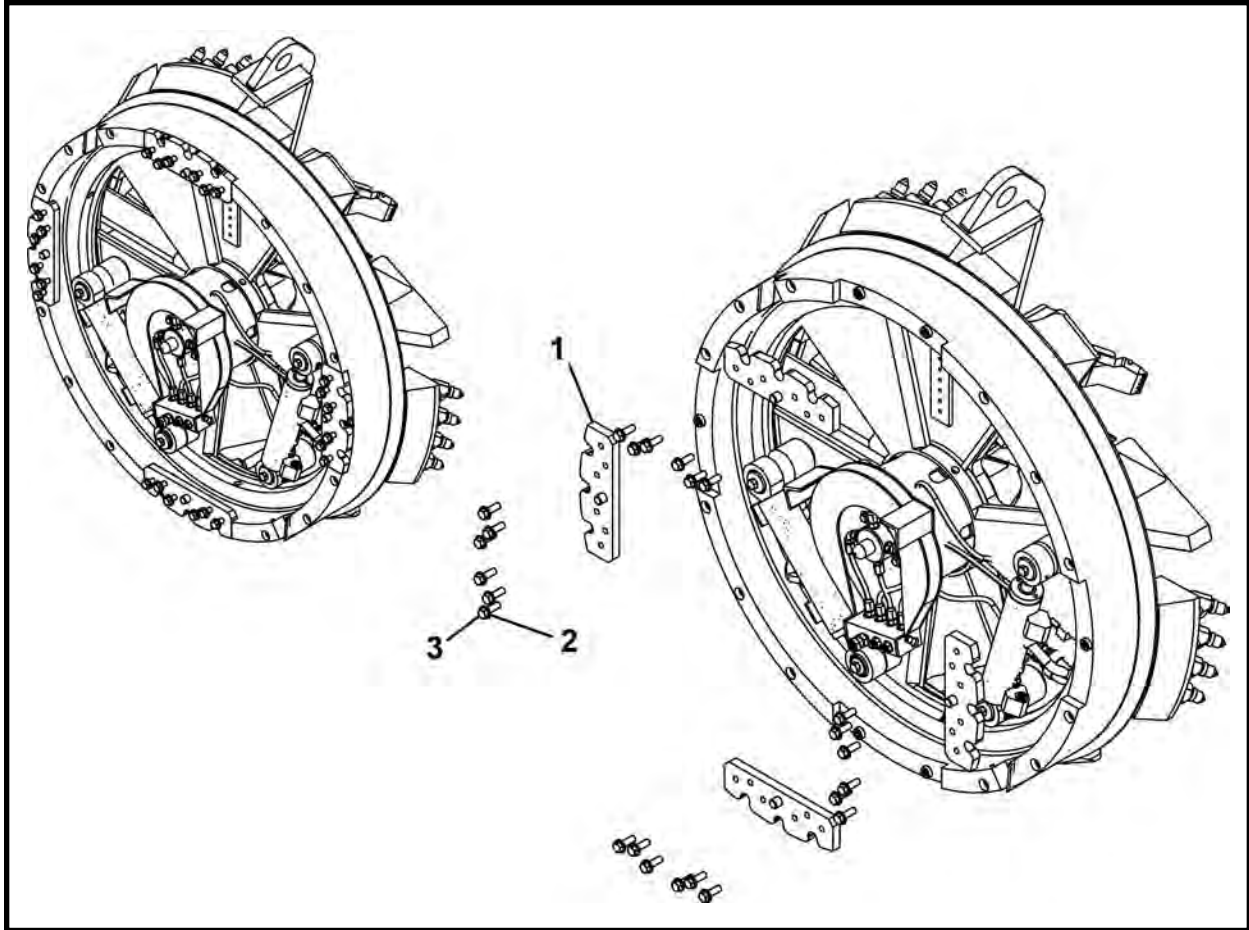


ITEM	QTY	PART NO.	DESCRIPTION
0	1	028671A	ROTARY HUB ASSEMBLY
1	1	028672P	SHAFT, Swivel
2	1	028673A	HUB, Swivel
3	6	P0300-041	FITTING, 06MJ-06MB
4	4	P0300-224	FITTING, 02MB-HHP
5	1	P0065-106	BEARING
6	1	P0065-013	BEARING
7	1	P0077-029	SNAP RING
8	5	P0080-019	SEAL, Quad
9	1	P0085-139	ORING
10	1	P0085-132	ORING
11	4	P0300-042	FITTING, 06MJ-06MB90
12	1	P0063-012	FITTING, Grease

NOTE: When replacing parts:

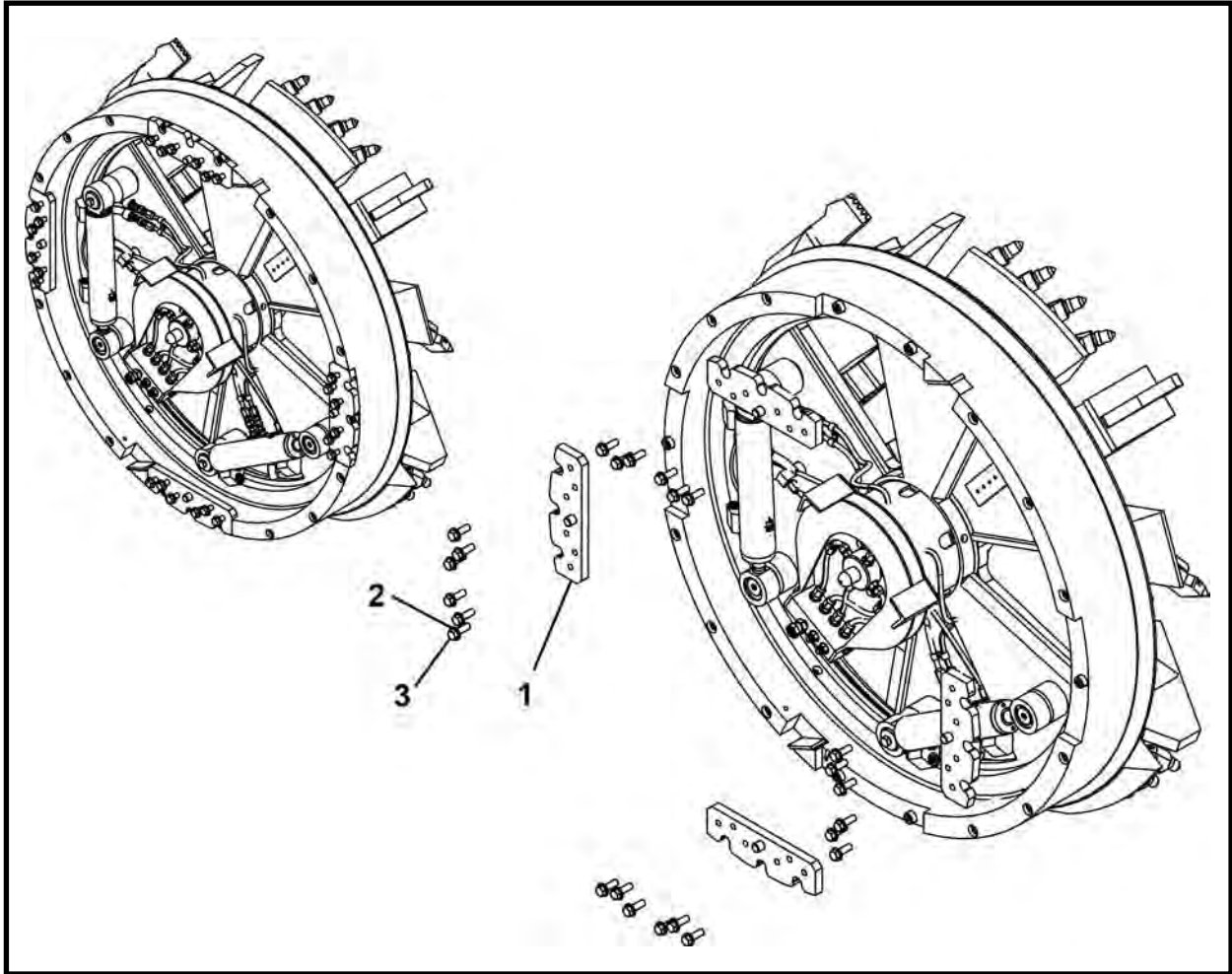
1. Pack bearings with grease before pressing into item 2.
2. Lubricate seals and shaft before assembly in item 2.
3. After shaft is in place, slide item 10 on shaft.
4. Press item 6 into housing after shaft is in place.
5. Pressure test all ports of hub to 3,000 psi.

CLOSED FACE MOUNT ASSEMBLY, 031696A
TBM Series II: 48SC



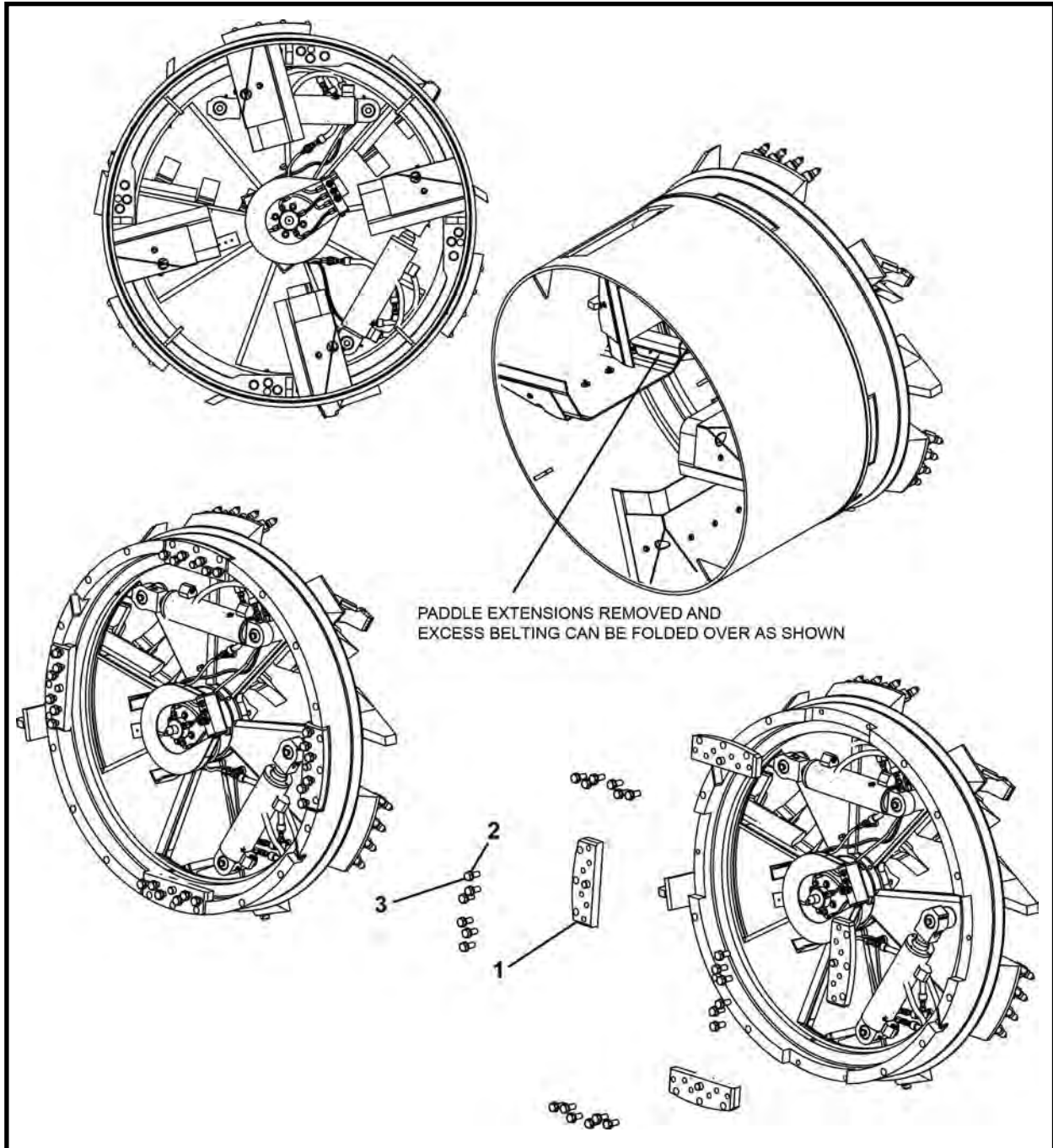
ITEM	QTY	PART NO.	DESCRIPTION
0	1	031696A	CLOSED FACE MOUNT ASSEMBLY
1	4	031695A	MOUNT, Closed Face
2	24	P0040-008	WASHER, Hardened Flat 1/2
3	24	P0001-08-006	BOLT, Hex 1/2 UNC x 1.5

CLOSED FACE MOUNT ASSEMBLY, 031596A
TBM Series II: 420



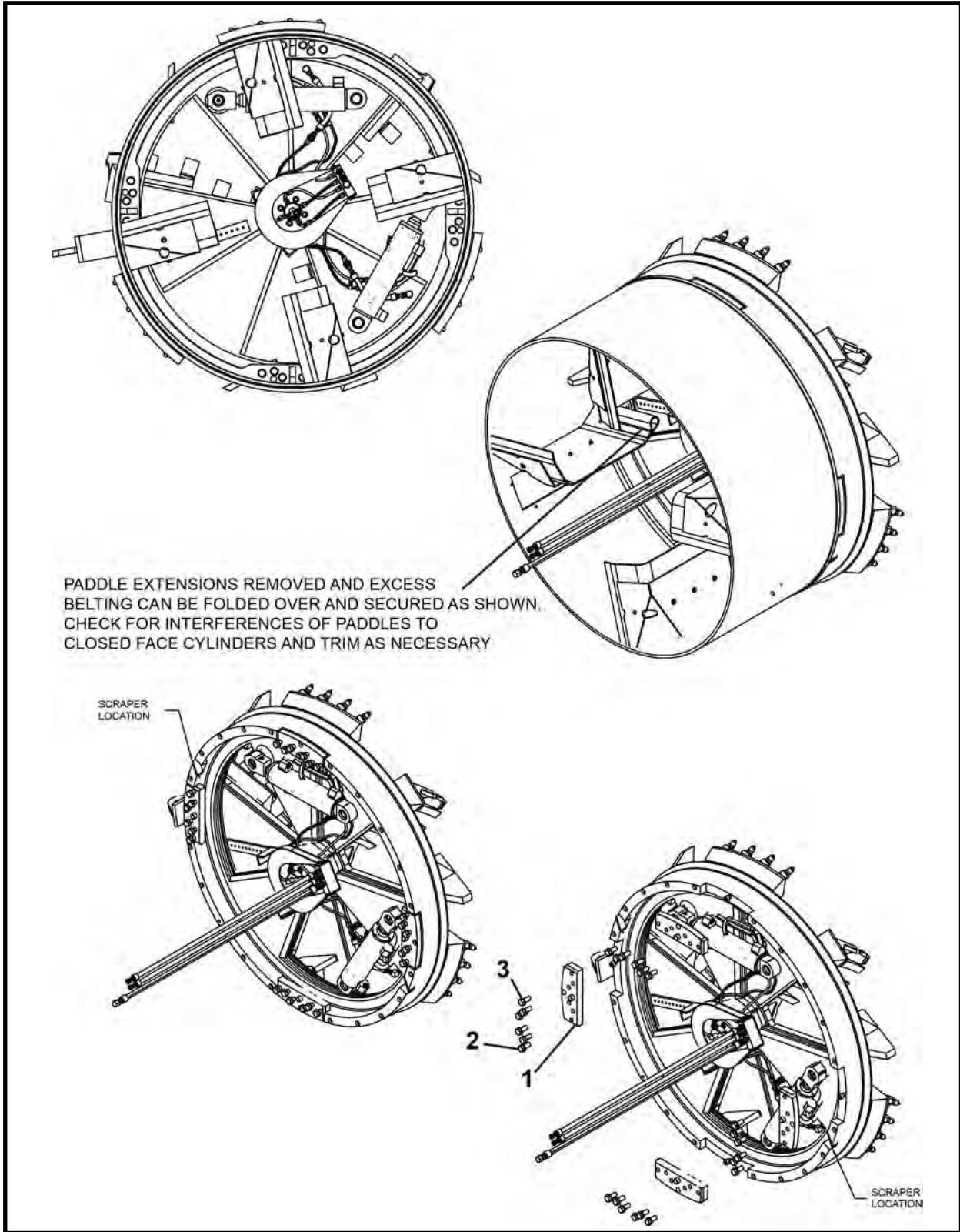
ITEM	QTY	PART NO.	DESCRIPTION
0	1	031596A	CLOSED FACE MOUNT ASSEMBLY
1	4	031595A	MOUNT, Closed Face
2	24	P0040-008	WASHER, Hardened Flat 1/2
3	24	P0001-08-006	BOLT, Hex 1/2 UNC x 1.5

CLOSED FACE MOUNT ASSEMBLY, 031737A
TBM Series II: 480



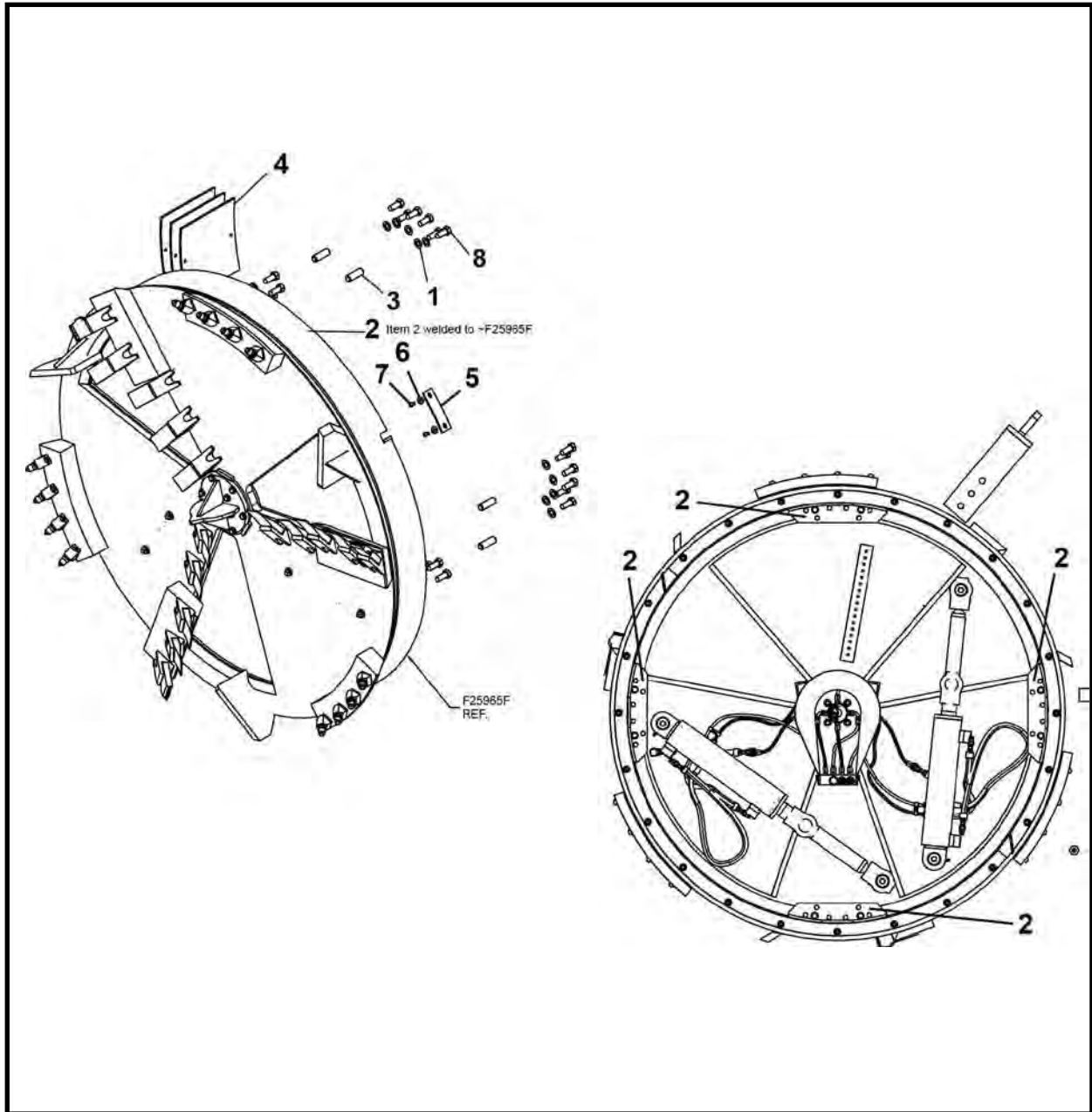
ITEM	QTY	PART NO.	DESCRIPTION
0	1	031737A	CLOSED FACE MOUNT ASSEMBLY
1	4	031734A	MOUNT, Closed Face
2	24	P0040-012	WASHER, Hardened Flat 3/4
3	24	P0001-12-007	BOLT, Hex 3/4 UNC x 1.75

CLOSED FACE MOUNT ASSEMBLY, 031856A
TBM Series II: 540



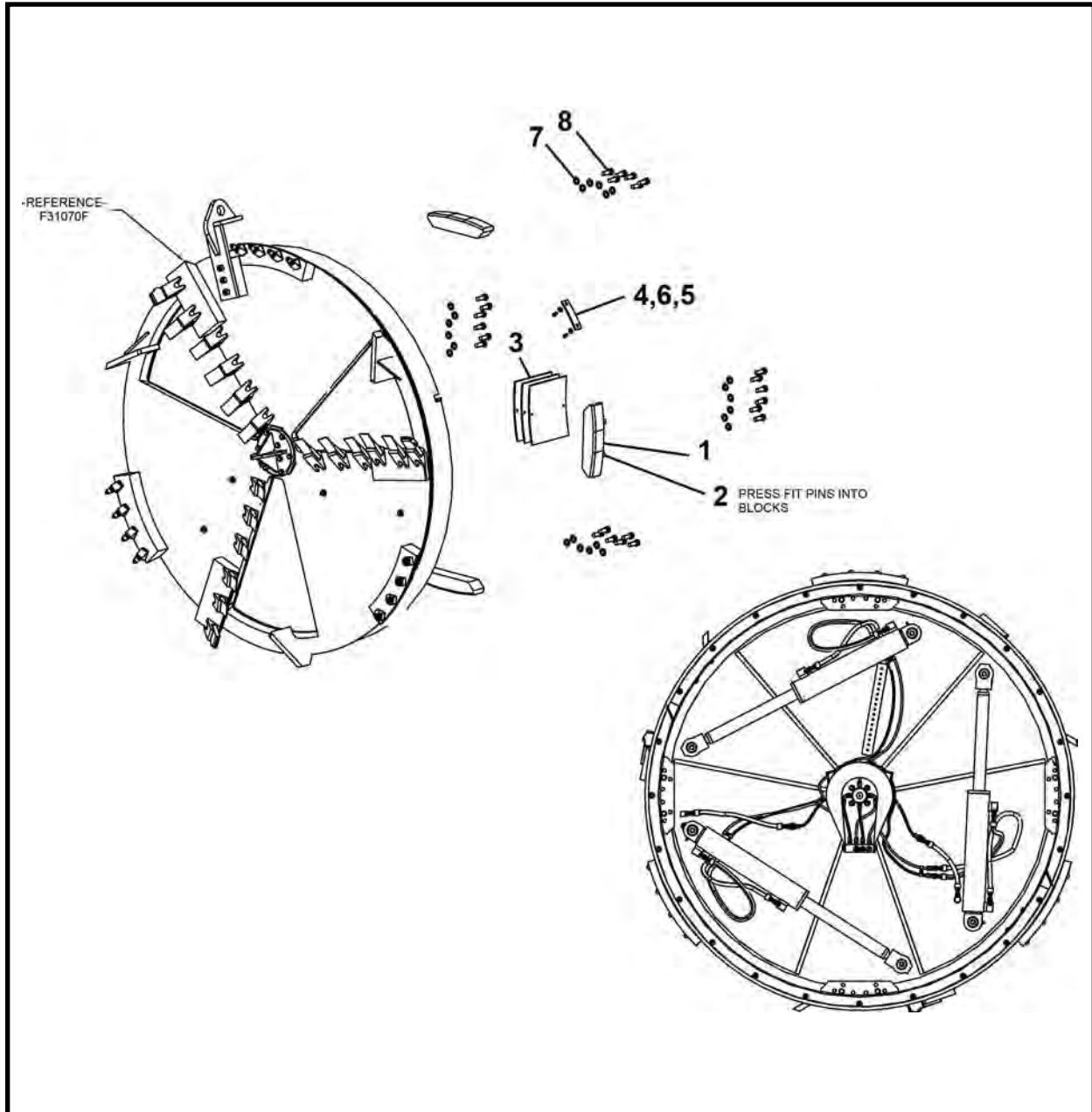
ITEM	QTY	PART NO.	DESCRIPTION
0	1	031856A	CLOSED FACE MOUNT ASSEMBLY
1	4	031691A	MOUNT, Closed Face
2	24	P0001-12-007	BOLT, Hex 3/4 UNC x 1.75
3	24	P0040-012	WASHER, Hardened Flat 3/4

CLOSED FACE MOUNT ASSEMBLY, 025998A
TBM Series II: 600



ITEM	QTY	PART NO.	DESCRIPTION
0	1	025998A	CLOSED FACE MOUNT ASSEMBLY
1	24	P0040-012	WASHER, Hardened Flat 3/4
2	4	024908P	BLOCK
3	8	024907P	PIN
4	3	024444P	COVER, Dirt Scoop
5	2	024445P	COVER, Closed Face Scraper
6	4	P0040-006	WASHER, Hardened Flat 3/8
7	4	P0001-06-003	BOLT, Hex 3/8 UNC x .75
8	24	P0001-12-007	BOLT, Hex 3/4 UNC x 1.75

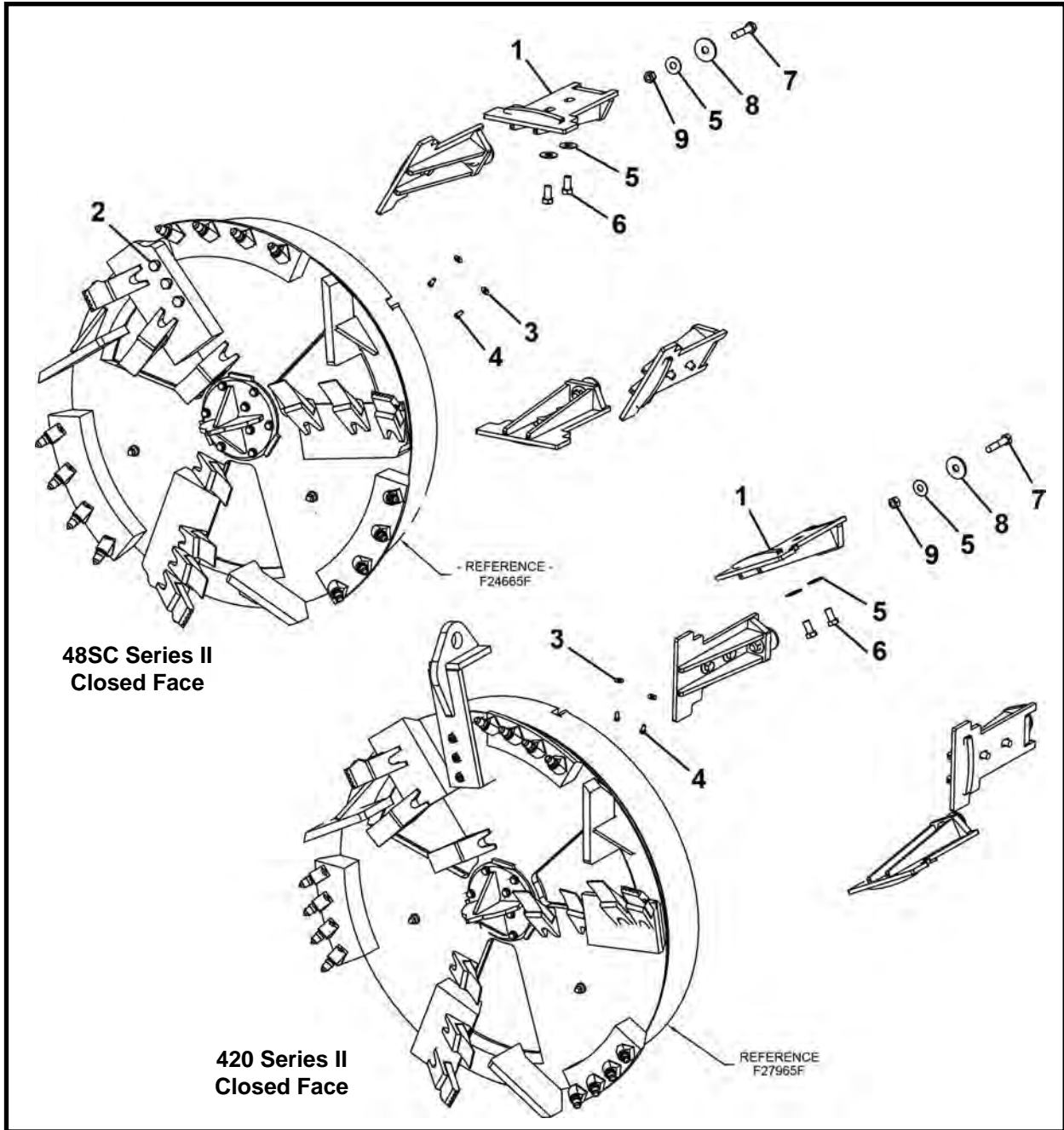
CLOSED FACE MOUNT ASSEMBLY, 033124A
TBM Series II: 720



ITEM	QTY	PART NO.	DESCRIPTION
0	1	033124A	CLOSED FACE MOUNT ASSEMBLY
1	4	028842P	BLOCK
2	8	024907P	PIN
3	3	024444P	COVER, Dirt Scoop
4	2	024445P	COVER, Closed Face Scraper
5	4	P0040-006	WASHER, Hardened Flat 3/8
6	4	P0001-06-003	BOLT, Hex 3/8 UNC x .75
7	24	P0040-012	WASHER, Hardened Flat 3/4
8	24	P0001-12-008	BOLT, Hex 3/4 UNC x 2

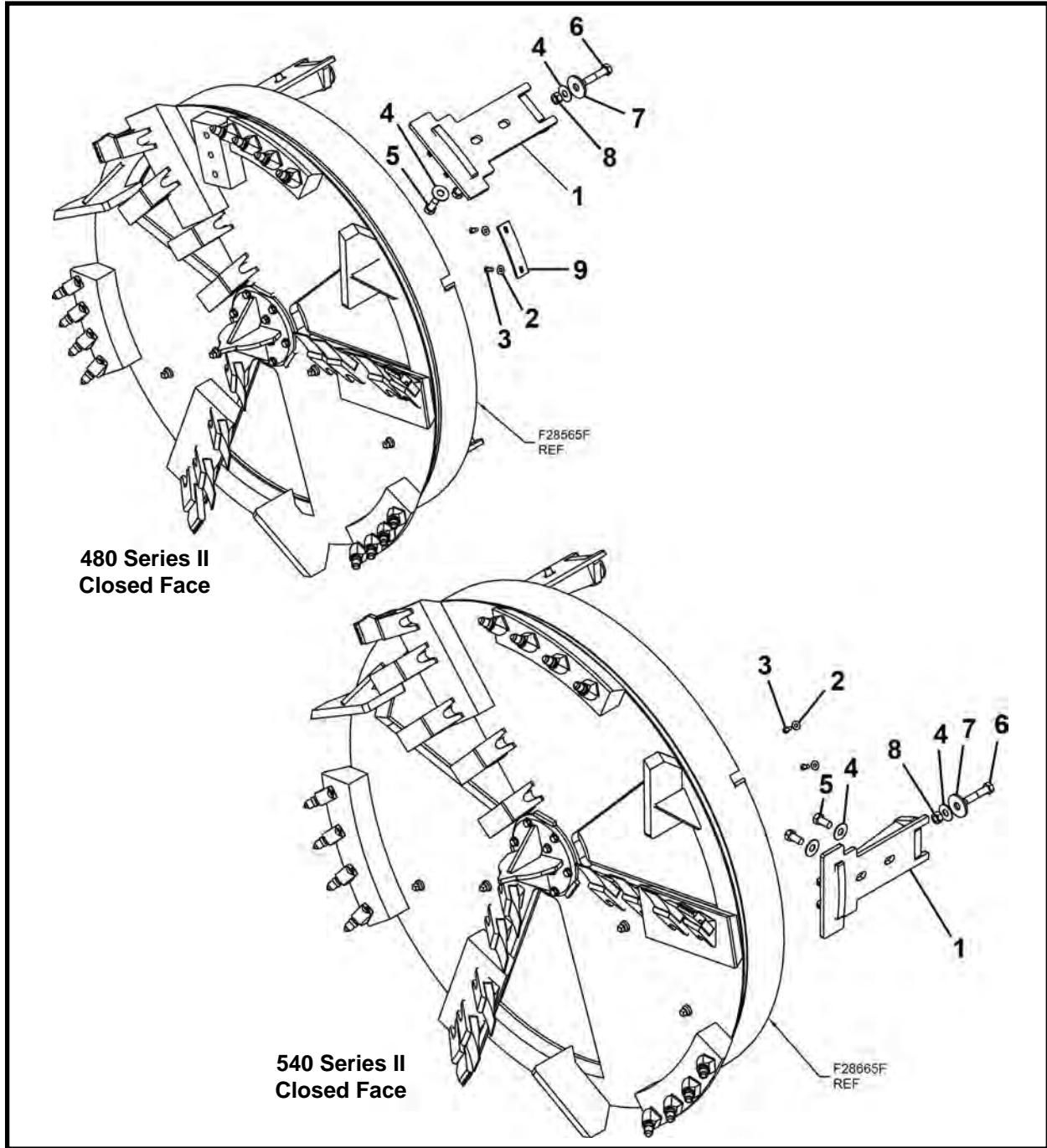
NOTES

CLOSED FACE MOUNT ASSEMBLY TO SERIES I TBM
48SC - 420 Series II Closed Face To Series I TBM



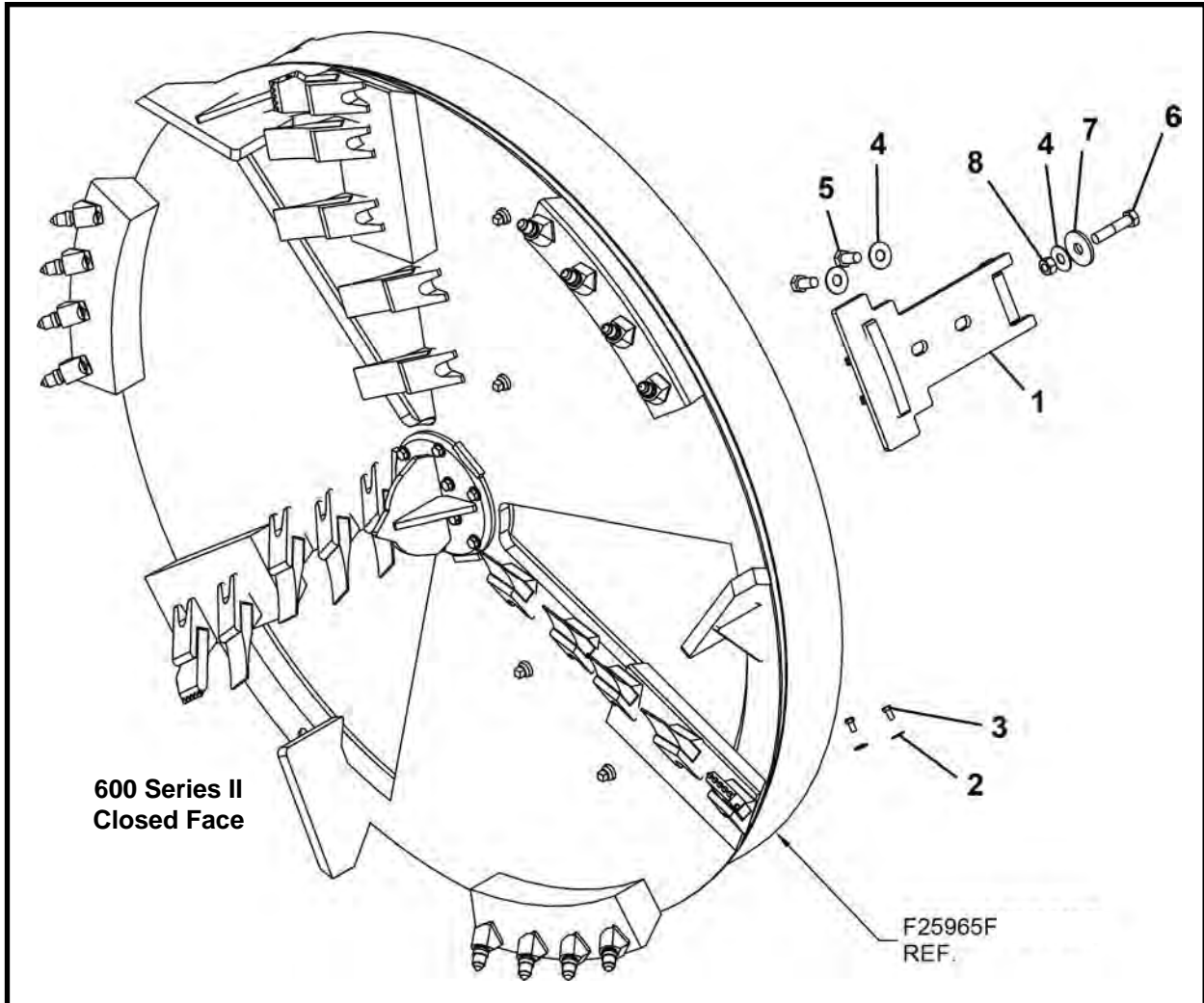
ITEM	QTY	48SC Mount PART NO.	420 Mount PART NO.	DESCRIPTION
0	1	024699A	031099A	CLOSED FACE MOUNT ASSEMBLY To Ser. I
1	4	024988A	024988A	MOUNT, Closed Face
2	3	P0001-12-005	-	SCREW, Hex 3/4 UNC x 1.25
3	4	P0040-006	P0040-006	WASHER, Hardened Flat 3/8
4	4	P0001-06-003	P0001-06-003	BOLT, Hex 3/8 UNC x .75
5	12	P0040-012	P0040-012	WASHER, Hardened Flat 3/4
6	8	P0001-12-006	P0001-12-006	BOLT, Hex 3/4 UNC x 1.5
7	4	P0001-12-014	P0001-12-014	BOLT, Hex 3/4 UNC x 3.5
8	4	004124P01	004124P01	WASHER
9	4	P0003-12-000	P0003-12-000	NUT, Hex 3/4 UNC

CLOSED FACE MOUNT ASSEMBLY TO SERIES I TBM
480 - 540 Series II Closed Face To Series I TBM



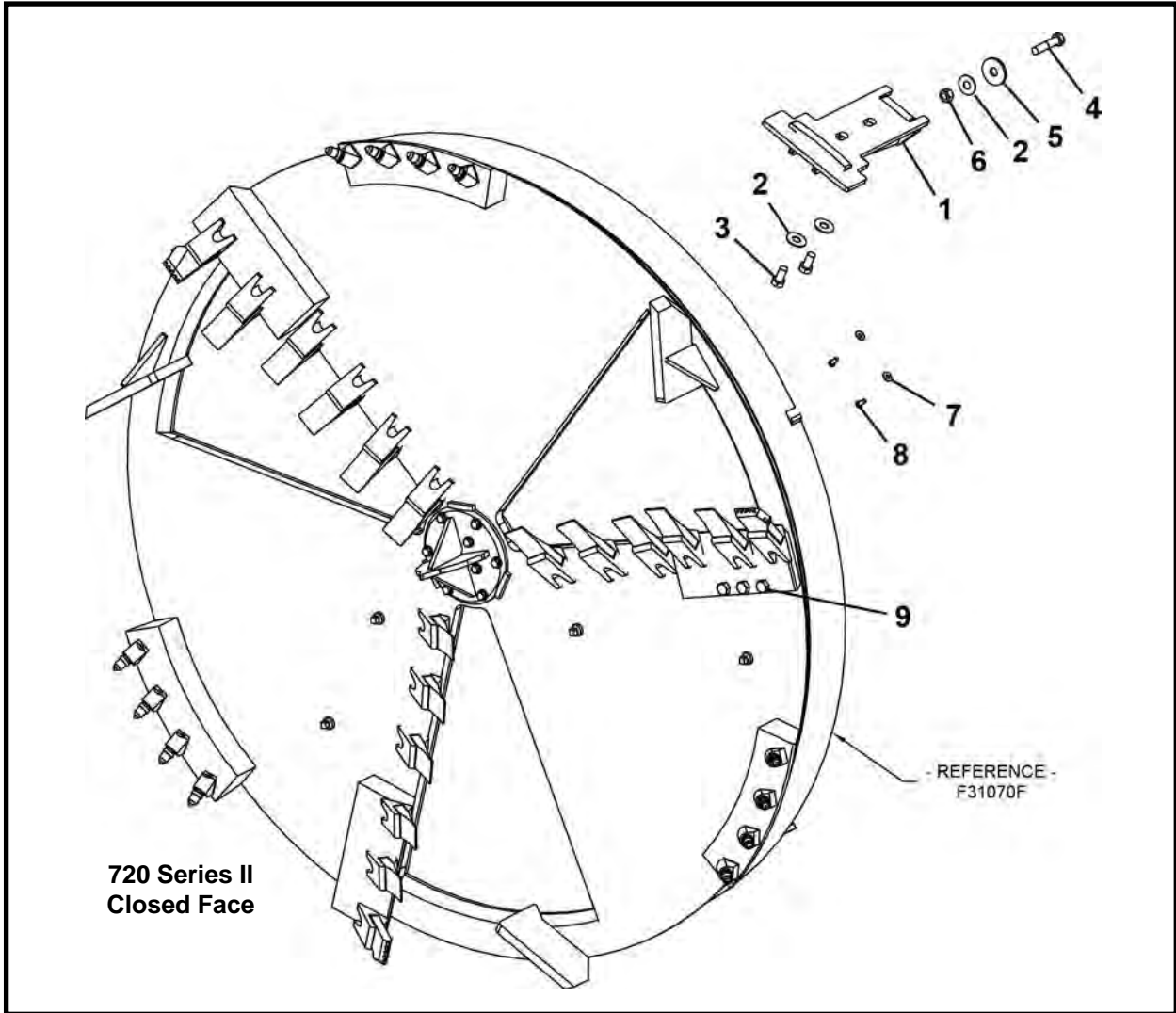
ITEM	QTY	480 Mount PART NO.	540 Mount PART NO.	DESCRIPTION
0	1	028599A	028699A	CLOSED FACE MOUNT ASSEMBLY To Ser. I
1	4/3	024904A	024904A	MOUNT, Closed Face
2	4	P0040-006	P0040-006	WASHER, Hardened Flat 3/8
3	4	P0001-06-003	P0001-06-003	BOLT, Hex 3/8 UNC x .75
4	12/9	P0040-012	P0040-012	WASHER, Hardened Flat 3/4
5	8/6	P0001-12-006	P0001-12-006	BOLT, Hex 3/4 UNC x 1.5
6	4/3	P0001-12-014	P0001-12-014	BOLT, Hex 3/4 UNC x 3.5
7	4/3	004124P01	004124P01	WASHER
8	4/4	P0003-12-000	P0003-12-000	NUT, Hex 3/4 UNC
9	2	024445P	-	COVER, Closed Face Scraper

CLOSED FACE MOUNT ASSEMBLY TO SERIES I TBM, 025999A
600 Series II Closed Face To Series I TBM



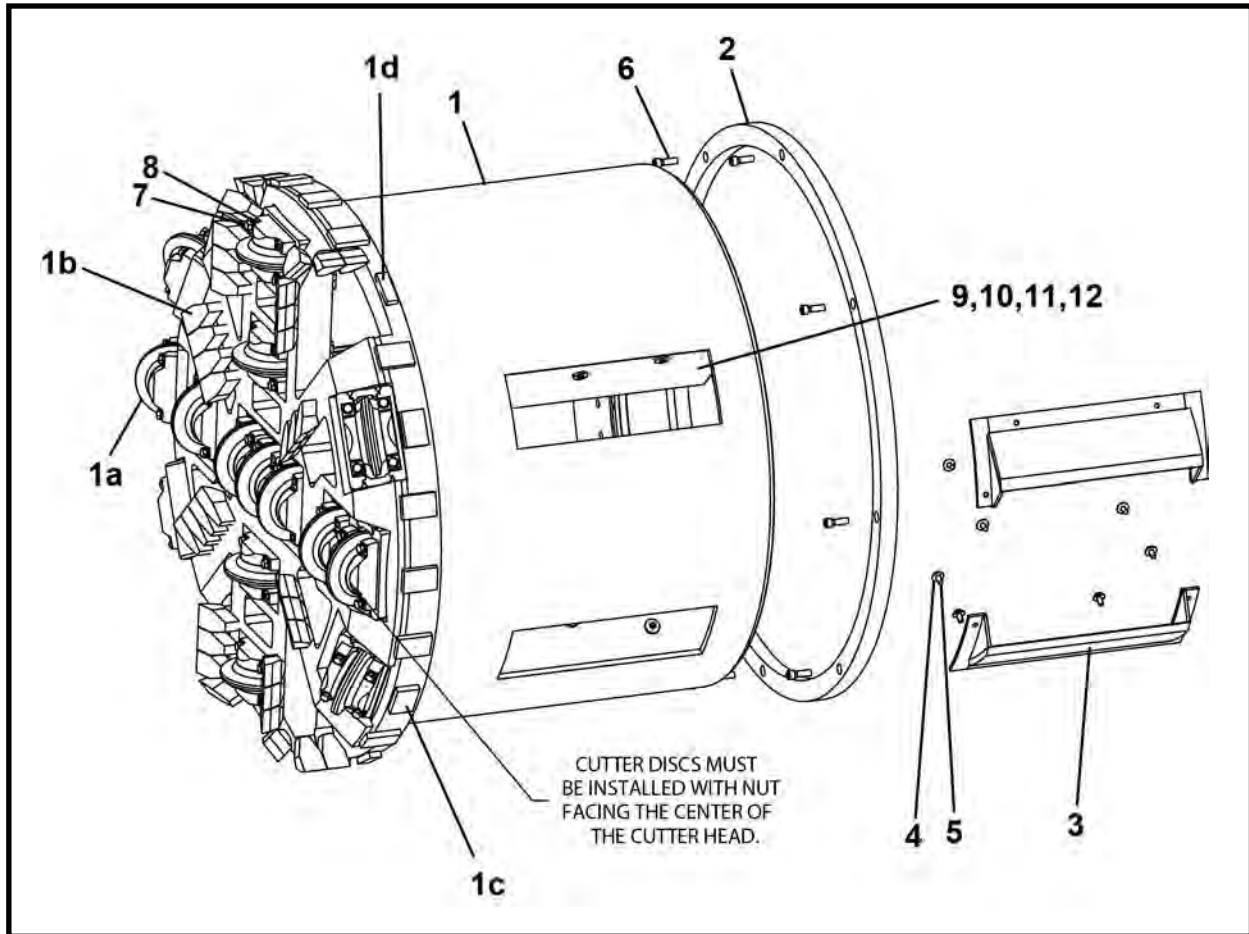
ITEM	QTY	PART NO.	DESCRIPTION
0	1	025999A	CLOSED FACE MOUNT ASSEMBLY To Ser. I
1	3	024904A	MOUNT, Closed Face
2	4	P0040-006	WASHER, Hardened Flat 3/8
3	4	P0001-06-003	BOLT, Hex 3/8 UNC x .75
4	9	P0040-012	WASHER, Hardened Flat 3/4
5	6	P0001-12-006	BOLT, Hex 3/4 UNC x 1.5
6	3	P0001-12-014	BOLT, Hex 3/4 UNC x 3.5
7	3	004124P01	WASHER
8	3	P0003-12-000	NUT, Hex 3/4 UNC

CLOSED FACE MOUNT ASSEMBLY TO SERIES I TBM, 028899A
720 Series II Closed Face To Series I TBM



ITEM	QTY	PART NO.	DESCRIPTION
0	1	028899A	CLOSED FACE MOUNT ASSEMBLY To Ser. I
1	3	024904A	MOUNT, Closed Face
2	9	P0040-012	WASHER, Hardened Flat 3/4
3	6	P0001-12-006	BOLT, Hex 3/4 UNC x 1.5
4	3	P0001-12-014	BOLT, Hex 3/4 UNC x 3.5
5	3	004124P01	WASHER
6	3	P0003-12-000	NUT, Hex 3/4 UNC
7	4	P0040-006	WASHER, Hardened Flat 3/8
8	4	P0001-06-003	BOLT, Hex 3/8 UNC x .75
9	3	P0001-12-005	BOLT, Hex 3/4 UNC x 1.25

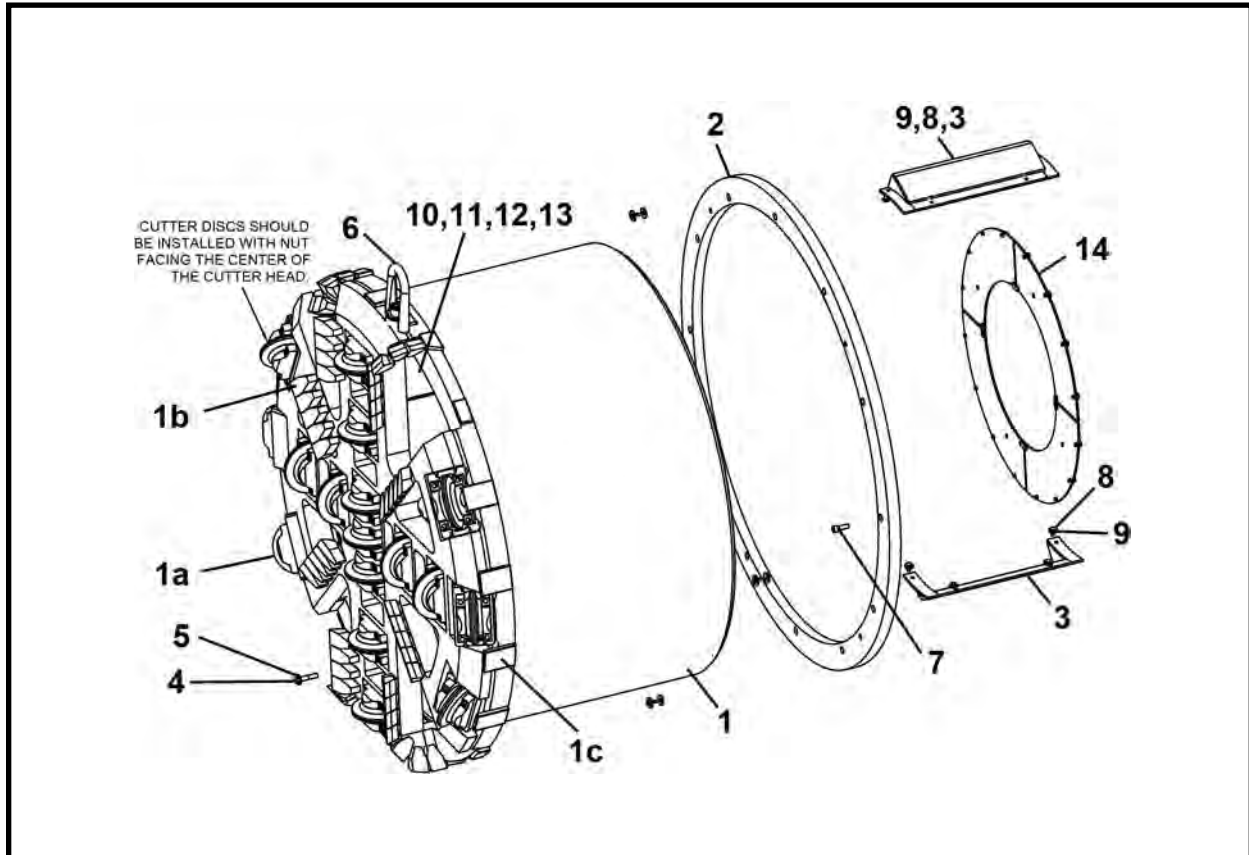
DCH 48SC SERIES II 50" GAGE ASSEMBLY, F31950F
48SC BI-DIRECTIONAL DCH



ITEM	QTY	PART NO.	DESCRIPTION
0	1	F31950F	ASSEMBLY, DCH 48SC Series II - 50 GA
1	1	031951A	WELD, DCH 48SC Series II - 50 GA (Includes items 1a-1d)
1a	15	P0050-171	DISC CUTTER, 170mm Single HD
1b	38	P0050-041A	TOOTH, Drag Bit
1c	20	P0051-028	BAR, Carbide Wear 2 x 3
1d	4	P0051-029	BAR, Carbide Wear 1 x 3
2	1	031955P	RING, Sizing
3	2	031510A	SCOOP, Dirt 18
4	8	P0001-06-003	BOLT, Hex 3/8 UNC x .75
5	8	P0040-006	WASHER, Hardened Flat 3/8
6	8	P0031-08-006	SCREW, Socket Cap 1/2 UNC x 1.5
7	60	P0001-08-011B	SCREW, Hex Cap 1/2 UNC x 2.75
8	60	P0043-003	WASHER, Nord Lock 1/2
9	8	002695P	RUBBER, Dirt Paddle
10	32	002624P00	WASHER, Dirt Paddle
11	16	P0001-04-008	BOLT, Hex 1/4 UNC x 2
12	16	P0003-04-000	NUT, Hex 1/4 UNC
13*	1	P0098-067	RING, Hoist - 7,000 lbs

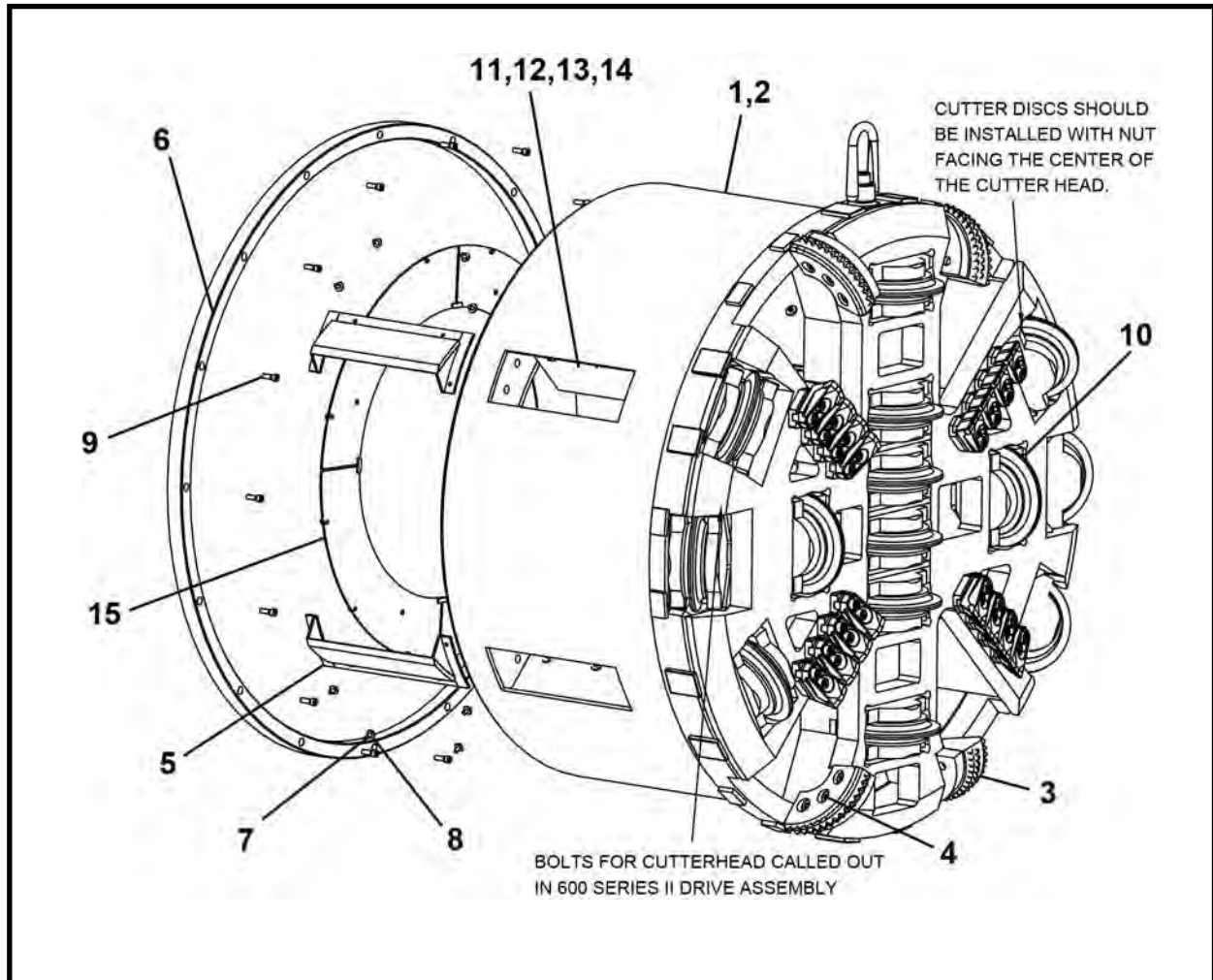
* Not Shown - Not part of F31950F

DCH 480 SERIES II 62" GAGE ASSEMBLY, F31990F
480 BI-DIRECTIONAL DCH



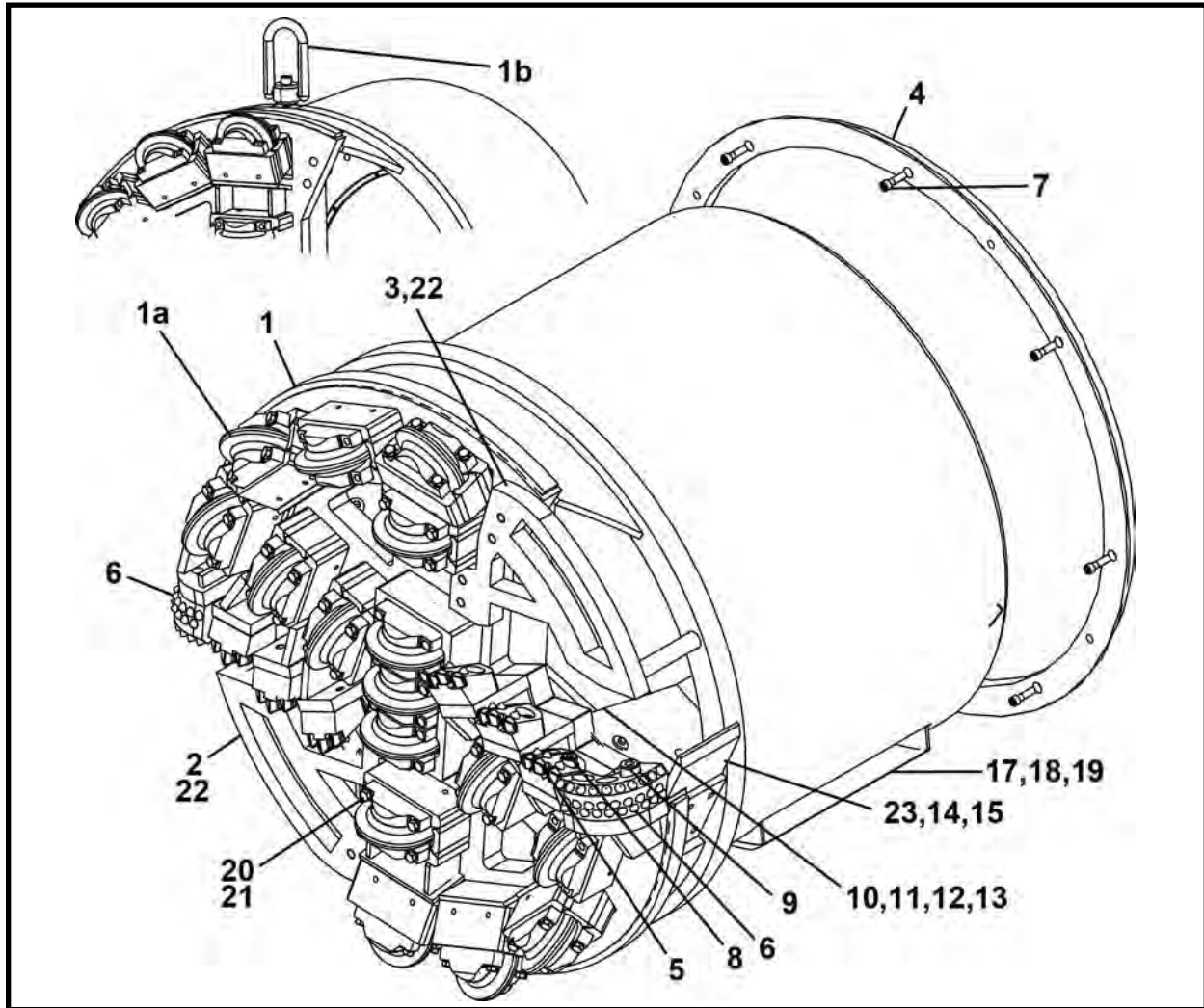
ITEM	QTY	PART NO.	DESCRIPTION
0	1	F31990F	ASSEMBLY, DCH 480 Series II - 62 GA
1	1	031991A	WELD, DCH 480 Series II - 62 GA (Includes items 1a-1c)
1a	17	P0050-171	DISC CUTTER, 170mm Single HD
1b	48	P0050-041A	TOOTH, Drag Bit
1c	18	P0051-023	BAR, Carbide Wear 3 x 6
2	1	031997P	RING, Sizing
3	2	031510A	SCOOP, Dirt 18
4	68	P0001-08-011B	SCREW, Hex Cap 1/2 UNC x 2.75
5	68	P0043-003	WASHER, Nord Lock 1/2
6	1	P0098-068	RING, Hoist - 10,000 lbs
7	12	P0031-08-006	SCREW, Socket Cap 1/2 UNC x 1.5
8	8	P0001-06-003	BOLT, Hex 3/8 UNC x .75
9	8	P0040-006	WASHER, Hardened Flat 3/8
10	8	002698P	RUBBER, Dirt Paddle
11	16	P0001-04-007	SCREW, Hex 1/4 UNC x 1.75
12	16	P0003-04-000	NUT, Hex 1/4 UNC
13	32	002624P00	WASHER, Dirt Paddle
14	1	061558A	DOOR, DCH

DCH 600 SERIES II 74" GAGE ASSEMBLY, F31962F
600 BI-DIRECTIONAL DCH



ITEM	QTY	PART NO.	DESCRIPTION
0	1	F31962F	ASSEMBLY, DCH 600 Series II - 74 GA
1	1	031987A	WELD, DCH - 600 Series II - 74 GA (Includes items 1a-1e)
1a	14	P0050-178	DISC CUTTER, 11.5 Single
1b	16	P0050-041A	BIT, Carbide Drag
1c	32	P0031-M20-80-12.9	SCREW, Socket Head Cap M20-80 12.9
1d	12	P0051-023	BAR, Carbide Wear 3 x 6
1e	12	P0051-028	BAR, Carbide Wear 2 x 3
2	1	P0098-068	RING, Hoist - 10,000 lbs (Not Shown)
3	4	P0050-139	SCRAPER, Bullet Carbide Bucket
4	12	P0031-16-008	SCREW, Socket Cap 1 x 2
5	2	031510A	SCOOP, Dirt 18
6	1	031986P	RING, Sizing
7	8	P0001-06-003	BOLT, Hex 3/8 UNC x .75
8	40	P0040-006	WASHER, Hardened Flat 3/8
9	16	P0031-08-006	SCREW, Socket Cap 1/2 UNC x 1.5
10	56	P0001-12-020	BOLT, Hex 3/4 UNC x 5
11	8	002697P	RUBBER, Dirt Paddle
12	40	002624P00	WASHER, Dirt Paddle
13	20	P0001-04-007	SCREW, Hex 1/4 UNC x 1.75
14	20	P0003-04-000	NUT, Hex 1/4 UNC
15	1	061555A	DOOR, DCH

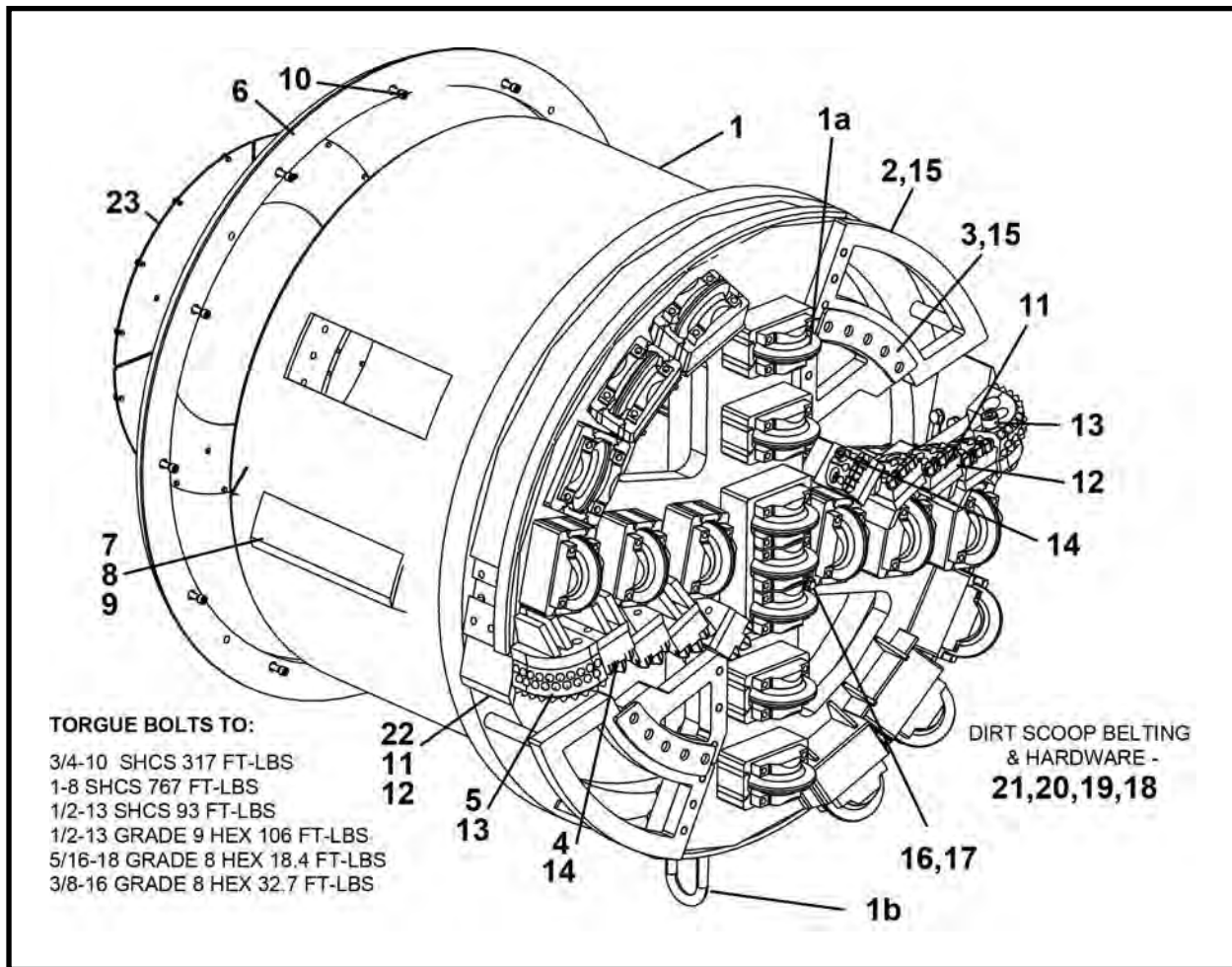
**DCH 48SC 50" GAGE ASSEMBLY, F32650F
48SC UNI-DIRECTIONAL DCH**



ITEM	QTY	PART NO.	DESCRIPTION
0	1	F32650F	ASSEMBLY, DCH 48SC - 50 GA
1	1	032649A	WELD DCH 48SC - 50 GA (Includes items 1a-1b)
1a	16	P0050-171	DISC CUTTER, 170mm Single HD
1b	1	P0098-067	RING, Hoist - 7,000 lbs
2	1	061048A	BAR, Grizzly 3 Bolt
3	1	061050A	BAR, Grizzly 4 Bolt
4	1	031955P	RING, Sizing
5	6	P0050-192	SCRAPER, Face HD
6	2	P0050-191	SCRAPER, Bucket HD
7	8	P0031-08-007	SCREW, Socket Head Cap 1/2 UNC x 1.75
8	12	P0031-12-007	SCREW, Socket Head Cap 3/4 UNC x 1.75
9	6	P0031-16-008	SCREW, Socket Cap 1 x 2
10	80 LI	P0068-004	BELTING, Black 10
11	32	002624P00	WASHER, Dirt Paddle
12	16	P0001-05-005	BOLT, Hex 5/16 UNC x 1.25
13	16	P0003-05-000	NUT, Hex 5/16 UNC
14	8	P0040-012	WASHER, Hardened Flat 3/4
15	8	P0001-12-005	BOLT, Hex 3/4 UNC x 1.25
16	1	P0001-04-002	BOLT, Hex 1/4 UNC x .5 (Target Bolt) (Not Shown)
17	1	031510A	SCOOP, Dirt 18
18	4	P0001-06-003	BOLT, Hex 3/8 UNC x .75
19	4	P0040-006	WASHER, Hardened Flat 3/8
20	64	P0001-08-011B	SCREW, Hex Cap 1/2 UNC x 2.75
21	64	P0043-003	WASHER, Nord Lock 1/2
22	7	P0031-12-015	SCREW, Socket Head Cap 3/4 UNC x 3.5
23	2	032619P	PLATE, Gage Scraper

LI - Linear Inch

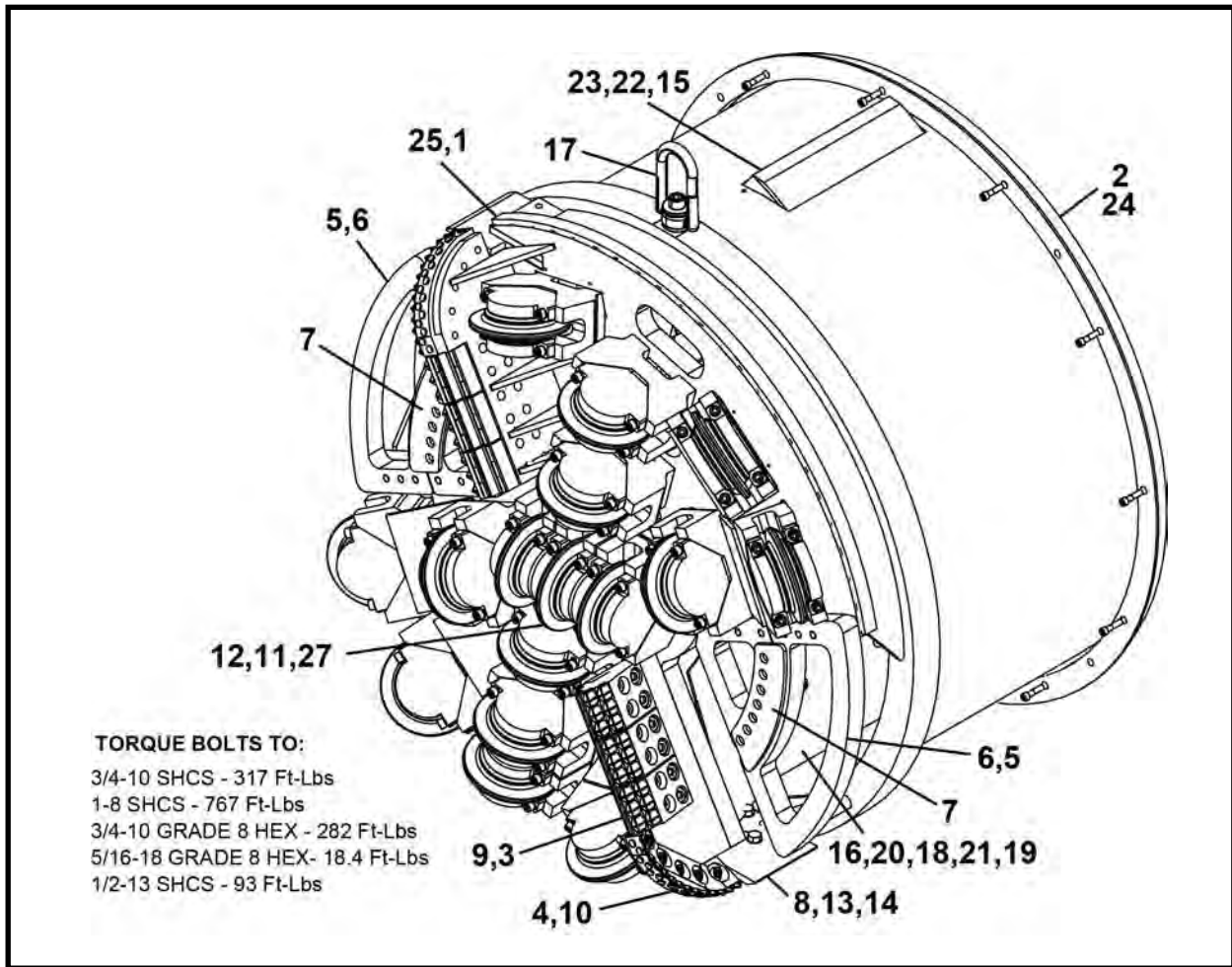
DCH 480 62" GAGE ASSEMBLY, F33162F
480 UNI-DIRECTIONAL DCH



ITEM	QTY	PART NO.	DESCRIPTION
0	1	F33162F	ASSEMBLY, DCH 480 - 62 GA
1	1	033161A	WELD DCH 480 - 62 GA (Includes items 1a-1b)
1a	19	P0050-171	DISC CUTTER, 170mm Single HD
1b	1	P0098-068	RING, Hoist - 10,000 lbs
2	1	061216A	BAR, Grizzly Outside
3	1	061215A	BAR, Grizzly Inside
4	8	P0050-192	SCRAPER, Face HD
5	2	P0050-191	SCRAPER, Bucket HD
6	1	031997P	RING, Sizing
7	1	031510A	SCOOP, Dirt 18
8	4	P0001-06-003	BOLT, Hex 3/8 UNC x .75
9	4	P0040-006	WASHER, Hardened Flat 3/8
10	12	P0031-08-006	SCREW, Socket head CAp 1/2 UNC x 1.5
11	8	P0001-12-005	BOLT, Hex 3/4 UNC x 1.25
12	8	P0040-012	WASHER, Hardened Flat 3/4
13	6	P0031-16-008	SCREW, Socket Cap 1 x 2
14	16	P0031-12-007	SCREW, Socket Head Cap 3/4 UNC x 1.75
15	12	P0031-12-015	SCREW, Socket Head Cap 3/4 UNC x 3.5
16	76	P0001-08-011B	SCREW, Hex Cap 1/2 UNC x 2.75
17	76	P0043-003	WASHER, Nord Lock 1/2
18	84 LI	P0068-004	BELTING, Black 10
19	32	002624P00	WASHER, Dirt Paddle
20	16	P0001-05-005	BOLT, Hex 5/16 UNC x 1.25
21	16	P0003-05-000	NUT, Hex 5/16 UNC
22	2	032619P	PLATE, Gage Scraper
23	1	061558A	DOOR, DCH

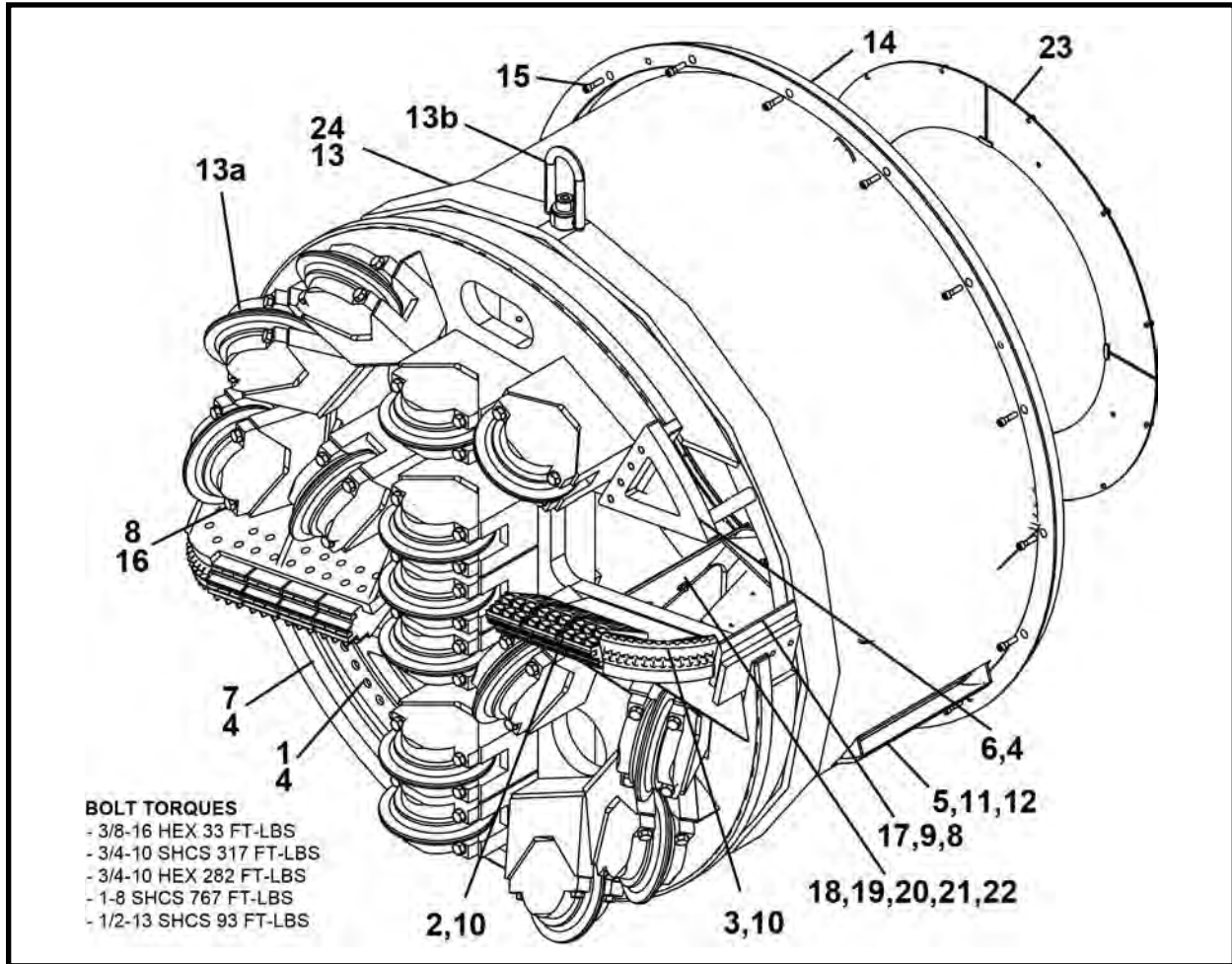
LI - Linear Inch

DCH 540 SERIES II 68" GAGE ASSEMBLY, F61465F
540 UNI-DIRECTIONAL DCH



ITEM	QTY	PART NO.	DESCRIPTION
0	1	F61465F	ASSEMBLY, DCH 540 - 68 GA
1	1	061547A	WELD, DCH 540 - 68 GA
2	1	061546P	RING, Sizing
3	6	P0050-140	SCRAPER, Face VHD
4	2	P0050-214	SCRAPER, Bucket
5	12	P0031-12-016	SCREW, Socket Head Cap 3/4 UNC x 4
6	2	061527A	BAR, Grizzly Outside
7	2	061525A	BAR, Grizzly Inside
8	2	061529P	SCRAPER, Gage
9	24	P0031-16-006	SCREW, Socket Head Cap 1 x 1.5
10	10	P0031-10-006	SCREW, Socket Head Cap 5/8 UNC x 1.5
11	64	P0031-10-016	SCREW, Socket Head Cap 5/8 UNC x 4
12	64	P0043-012	WASHER, Nord Lock 5/8/M16
13	8	P0001-12-006	BOLT, Hex 3/4 UNC x 1.5
14	8	P0040-012	WASHER, Hardened Flat 3/4
15	1	031510A	SCOOP, Dirt 18
16	4	061545P	RUBBER, Dirt Paddle
17	1	P0098-068	RING, Hoist - 10,000 lbs
18	36	002624P00	WASHER-DIRT PADDLE
19	36	P0003-05-000	NUT, Hex 5/16 UNC
20	36	P0001-05-005	BOLT, Hex 5/16 UNC x 1.25
21	36	P0040-005	WASHER, Hardened Flat 5/16
22	6	P0001-06-003	BOLT, Hex 3/8 UNC x .75
23	6	P0040-006	WASHER, Hardened Flat 3/8
24	12	P0031-08-008	SCREW, Socket Head Cap 1/2 x 2
25	1	061553A	DOOR, DCH
26	1	P0001-04-002	BOLT, Hex 1/4 UNC x .5 (Target Bolt)
27	16	P0050-212	DISC CUTTER, 9.5 Single HD

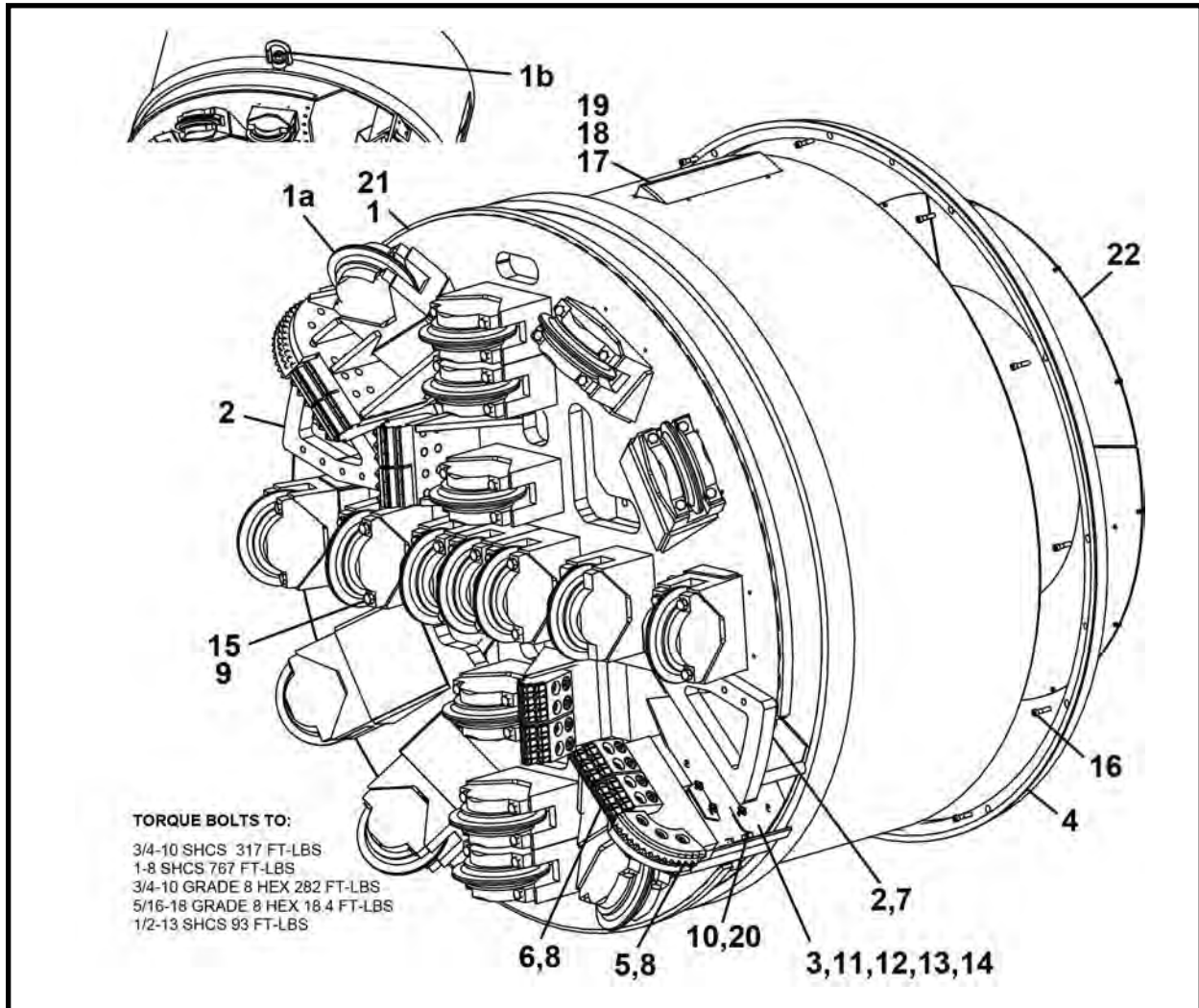
DCH 600 74" GAGE ASSEMBLY, F32660F
600 UNI-DIRECTIONAL DCH



ITEM	QTY	PART NO.	DESCRIPTION
0	1	F32660F	ASSEMBLY, DCH 600 - 74 GA
1	1	032666A	BAR, Grizzly Inside
2	7	P0050-140	SCRAPER, Face VHD
3	2	P0050-139	SCRAPER, Bullet Carbide Bucket
4	10	P0031-12-015	SCREW, Socket Head Cap 3/4 UNC x 3.5
5	1	031510A	SCOOP, Dirt 18
6	1	061051A	BAR, Grizzly Small
7	1	061238A	BAR, Grizzly Large
8	68	P0040-012	WASHER, Hardened Flat 3/4
9	8	P0001-12-005	BOLT, Hex 3/4 UNC x 1.25
10	34	P0031-16-006	SCREW, Socket Head Cap 1 x 1.5
11	6	P0001-06-003	BOLT, Hex 3/8 UNC x .75
12	6	P0040-006	WASHER, Hardened Flat 3/8
13	1	032971A	WELD, DCH 600 - 74 GA (Includes items 13a-13b)
13a	15	P0050-178	DISC CUTTER, 11.5 Single
13b	1	P0098-068	RING, Hoist - 10,000 lbs
14	1	031986P	RING, Sizing
15	16	P0031-08-007	SCREW, Socket Head Cap 1/2 UNC x 1.75
16	60	P0001-12-020	BOLT, Hex 3/4 UNC x 5
17	2	032672P	PLATE, Gage Scraper
18	144 LI	P0068-013	BELTING 20
19	28	P0001-05-005	BOLT, Hex 5/16 UNC x 1.25
20	28	P0040-005	WASHER, Flat Narrow 5/16
21	28	002624P00	WASHER, Dirt Paddle
22	28	P0003-05-000	NUT, Hex 5/16
23	1	061555A	DOOR, DCH
24	1	P0001-04-002	BOLT, Hex 1/4 UNC x .5 (Target Bolt)

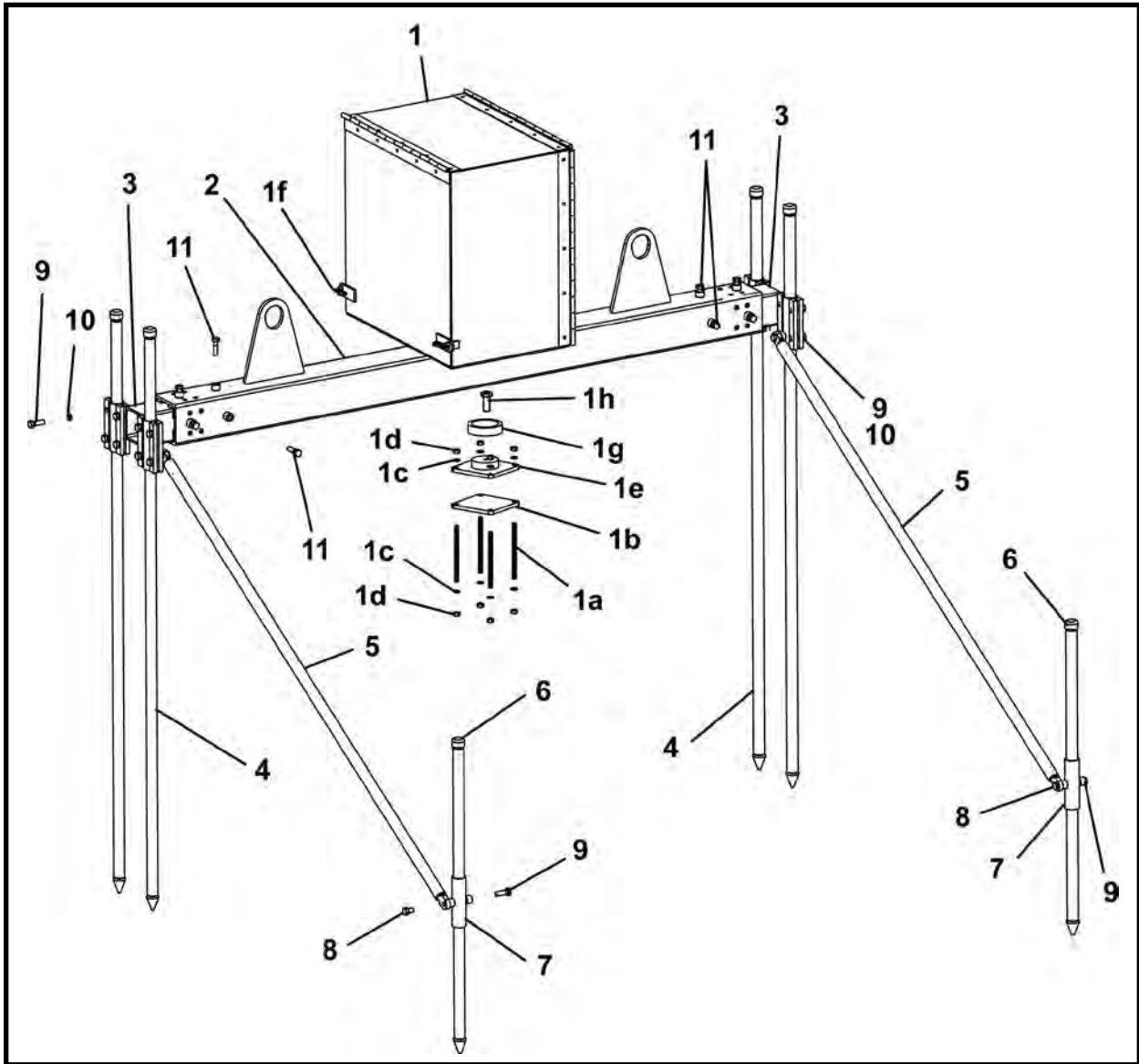
LI - Linear Inch

DCH 720 88" GAGE ASSEMBLY, F33072F
720 UNI-DIRECTIONAL DCH



ITEM	QTY	PART NO.	DESCRIPTION
0	1	F33072F	ASSEMBLY, DCH 720 - 88 GA
1	1	033091A	WELD, DCH 720 88 GA
1a	19	P0050-178	DISC CUTTER, 11.5 Single
1b	1	P0098-069	RING, Hoist - 15,000 lbs
2	2	061249A	BAR, Grizzly
3	4	033089P	PADDLE, Rubber
4	1	033088P	RING, Sizing
5	2	P0050-139	SCRAPER, Bullet Carbide Bucket
6	8	P0050-140	SCRAPER, Face VHD
7	10	P0031-12-016	SCREW, Socket Head Cap 3/4 UNC x 4
8	38	P0031-16-008	SCREW, Socket Head Cap 1 x 2
9	80	P0040-012	WASHER, Hardened Flat 3/4
10	8	P0001-12-008	BOLT, Hex 3/4 UNC x 2
11	60	002624P00	WASHER-DIRT PADDLE
12	60	P0003-05-000	NUT, Hex 5/16 UNC
13	60	P0001-05-005	BOLT, Hex 5/16 UNC x 1.25
14	60	P0040-005	WASHER, Hardened Flat 5/16
15	72	P0001-12-020	BOLT, Hex 3/4 UNC x 5
16	12	P0031-08-008	SCREW, Socket Head 1/2 UNC x 2
17	1	031510A	SCOOP, Dirt 18
18	4	P0040-006	WASHER, Hardened Flat 3/8
19	4	P0001-06-003	BOLT, Hex 3/8 UNC x .75
20	2	033084P	PLATE, Gage Scraper
21	1	P0001-04-002	BOLT, Hex 1/4 UNC x .5 (Target Bolt)
22	1	061554A	DOOR, DCH

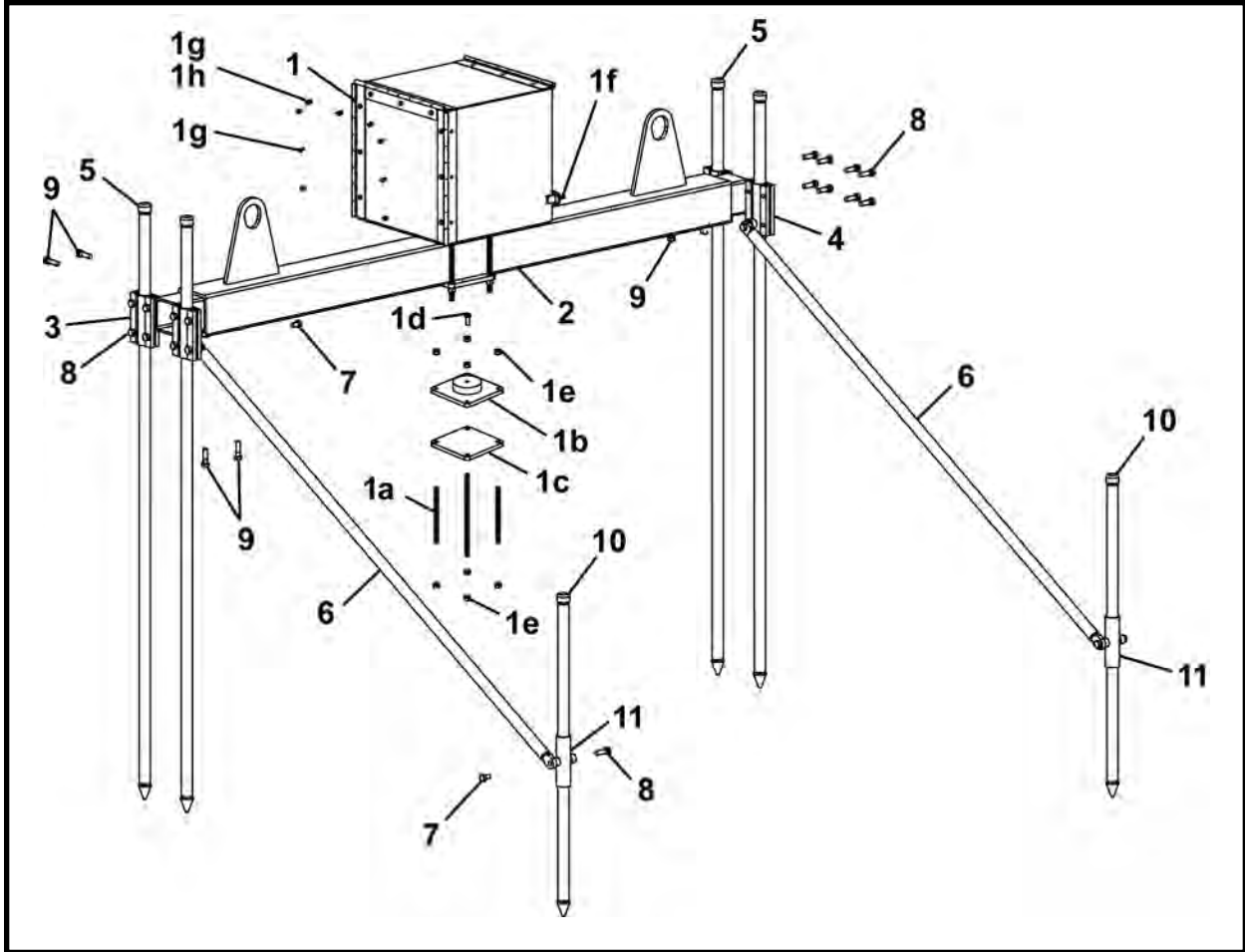
LASER LIGHT STAND, F05866F00
Use With 5000 Pump Unit



ITEM	QTY	PART NO.	DESCRIPTION
0	1	F05866F00	LASER LIGHT STAND
1	1	006068A01	LASER BOX ASSEMBLY (Includes items 1a - 1h)
1a	4	P0023-500A-008	ROD, Threaded
1b	1	006051P00	PLATE, Laser Box
1c	8	P0045-008	WASHER, Lock 1/2
1d	8	P0003-08-000	NUT, 1/2
1e	1	006050A00	BASE, Swivel
1f	2	P0090-004	PIN, Hitch
1g	1	006055P01	BUSHING
1h*	1	006069P00	BOLT, Pivot
2	1	006047A00	TUBE
3	2	006034A00	TUBE, Sliding
4	4	006039A00	STAKE, Long
5	2	006044A00	TUBE, Support
6	2	006040A00	STAKE, Short
7	2	006025A00	TUBE, Swivel
8	4	P0001-08-003	BOLT, Hex 1/2 UNC x .75
9	26	P0001-08-005	BOLT, Hex 1/2 UNC x 1.25
10	24	P0045-008	WASHER, Lock 1/2
11	8	P0001-08-007	BOLT, Hex 1/2 UNC x 1.75
12	1	1255-020	KIT, Decal, Laser Light Stand (Not Shown - see Section 2 Decals)

* Adjust pivot bolt and use blue thread lock to ensure bolt does not tighten or loosen while stand is adjusted.

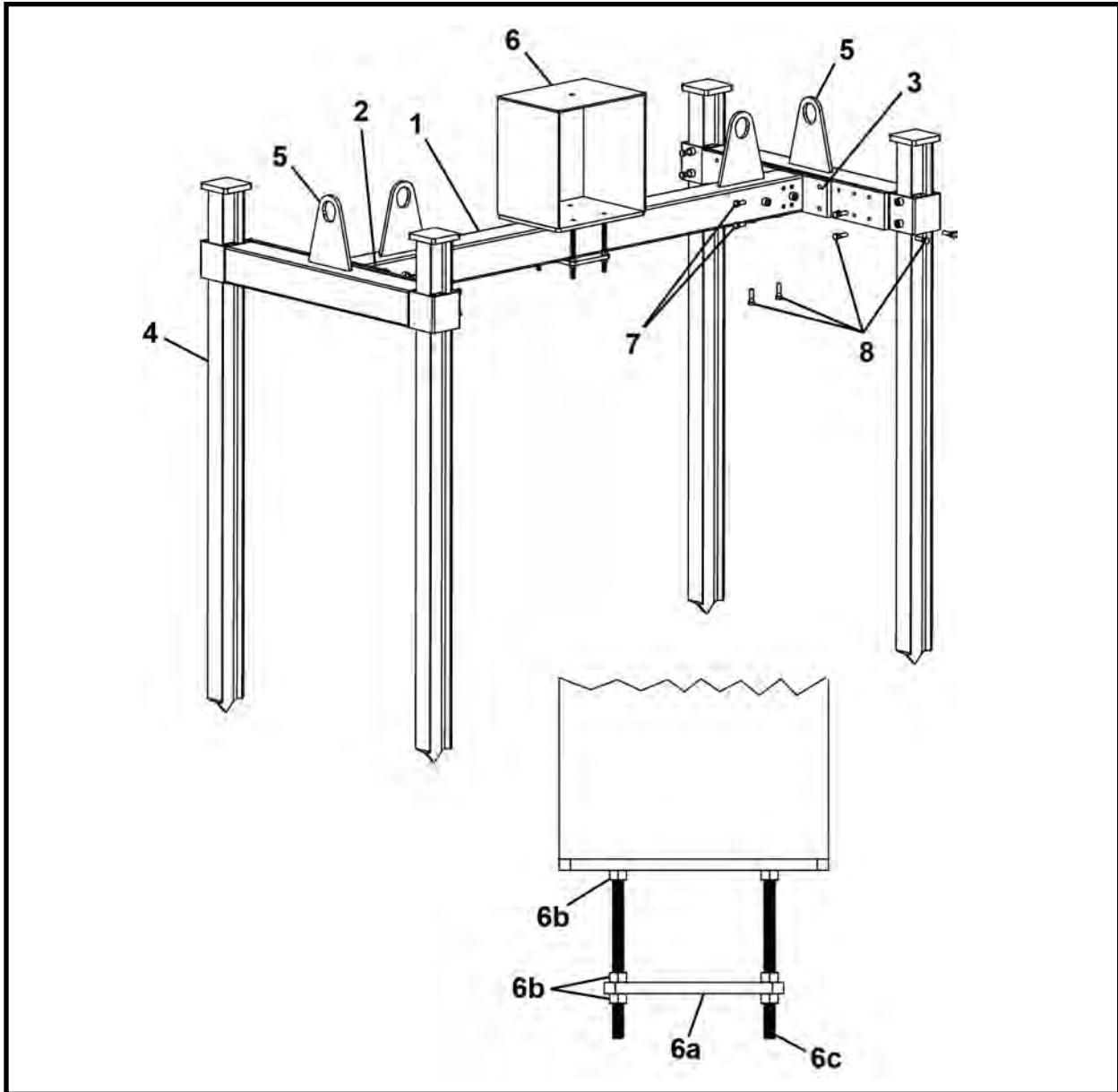
LASER LIGHT STAND, F21675F
 Use With All Pump Units (5000, 5000 Series II & 5200)



ITEM	QTY	PART NO.	DESCRIPTION
0	1	F21675F	LASER LIGHT STAND
1	1	021681A	LASER BOX ASSEMBLY (Includes items 1a - 1h)
1a	4	P0023-500A-008	ROD, Threaded
1b	1	006050A00	BASE. Swivel
1c	1	006051P00	PLATE, Laser Box
1d*	1	006069P00	BOLT, Pivot
1e	8	P0003-08-000	NUT, 1/2
1f	2	P0090-004	PIN, Hitch
1g	9	P0001-04-002	BOLT, Hex 1/4 UNC x .5
1h	3	P0003-04-000	NUT, 1/4
2	1	021682A	TUBE
3	1	021683A	TUBE, Slide - Right
4	1	021684A	TUBE, Slide - Left
5	4	006039A00	STAKE, Long
6	2	006044A00	TUBE, Support
7	4	P0001-08-003	BOLT, Hex 1/2 UNC x .75
8	18	P0001-08-006	BOLT, Hex 1/2 UNC x 1.5
9	8	P0001-08-007	BOLT, Hex 1/2 UNC x 1.75
10	2	006040A00	STAKE, Short
11	2	006025A00	TUBE, Swivel
12	1	1255-020	KIT, Decal, Laser Light Stand (Not Shown - see Section 2 Decals)

* Adjust pivot bolt and use blue thread lock to ensure bolt does not tighten or loosen while stand is adjusted.

LASER LIGHT STAND, F61087F
 Use With All Pump Units (5000, 5000 Series II & 5200)



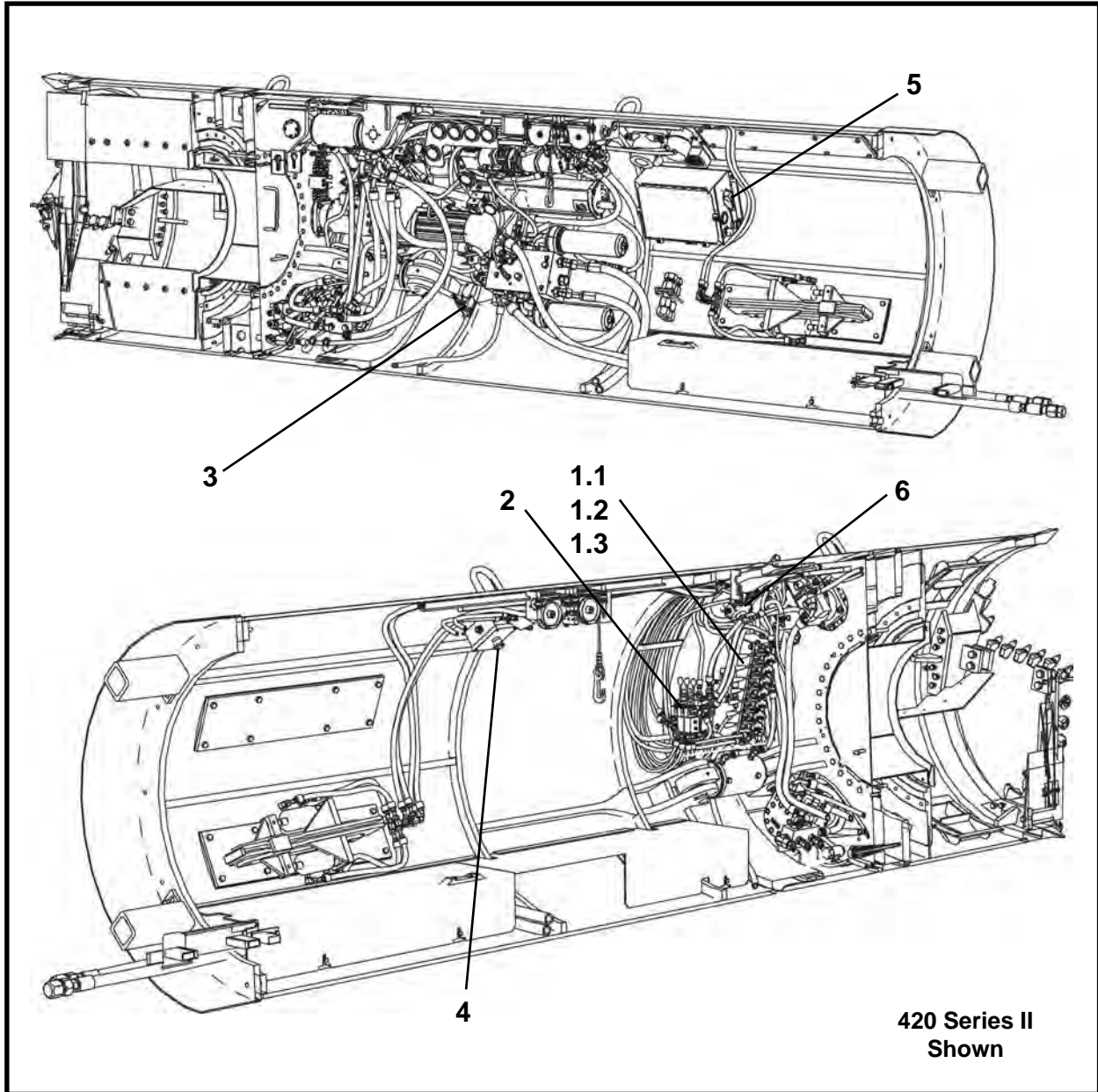
ITEM	QTY	PART NO.	DESCRIPTION
0	1	F61087F	LASER BOX ASSEMBLY
1	1	021682A	TUBE, Laser Stand
2	1	061071A	LASER STAND-RIGHT
3	1	061073A	LASER STAND-LEFT
4	4	061074A	LASER STAND LEG
5	2	061079A	SUPPORT, Side
6	1	061085A	BASE, Laser (Includes items 6a - 6c)
6a	1	061244P	PLATE, Mounting Bottom
6b	12	P0003-08-000	NUT, Hex 1/2 UNC
6c	4	061463P	ROD, Threaded
7	8	P0001-08-005	SCREW, Hex Cap 1/2 UNC x 1.25
8	16	P0001-08-007	BOLT, Hex 1/2 UNC x 1.75
9	1	1255-113	KIT, Decal, Laser Light Stand (Not Shown - see Section 2 Decals)



Operator Controls

Operator Controls: 48SC - 420 - 480 - 540	2
Operator Controls: 600 - 720	3

OPERATOR CONTROLS
TBM Series II: 48SC - 420 - 480 - 540

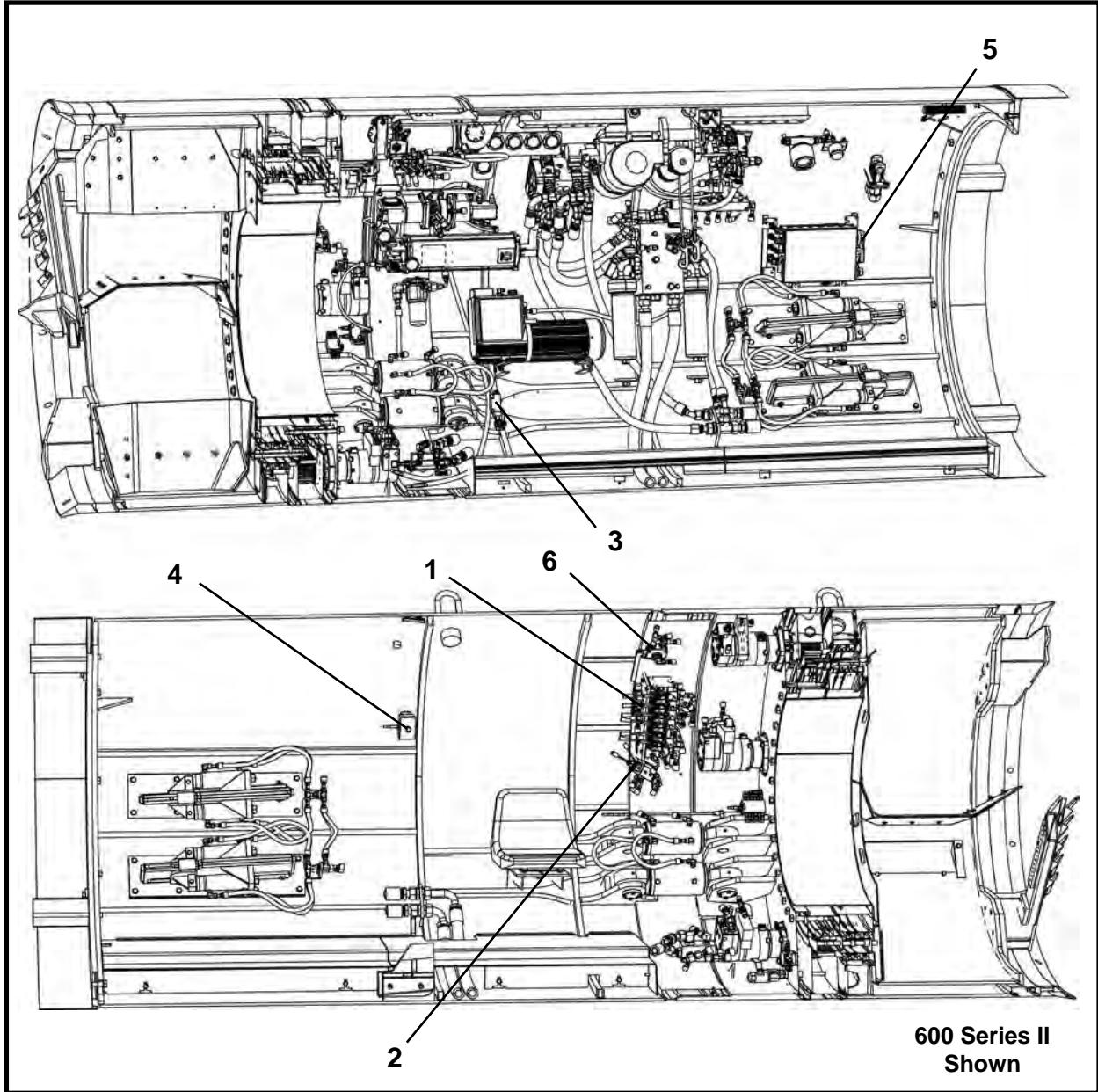


ITEM	QTY	PART NO.	DESCRIPTION
1.1*	1	P0302-807	VALVE, TBM 7 Section Control (420 SN F31500-01 Only)
1.2*	1	P0302-815	VALVE, TBM 6 Section Control (420 SN F31500-02 & After, 480, 540)
1.3*	1	P0302-814	VALVE, TBM 5 Section Control (48SC SN F31600F)
2*	1	P0302-709	VALVE, Three Section Control
3**	1	024590A	SWITCH, Conveyor Safety Stop
4**	1	019023A	E-STOP ASSEMBLY
5a	1	P0251-482	MAIN BREAKER & HANDLE
5b	1	P0251-481	BREAKER
6*	1	P0302-784	VALVE, 2 Speed Motor (Models equipped with 2 Speed Motors)

* Refer to Section 7, Valves for parts information.

** Refer to Section 5, Electrical for parts information.

OPERATOR CONTROLS
TBM Series II: 600 - 720



ITEM	QTY	PART NO.	DESCRIPTION
1*	1	P0302-815	VALVE, TBM 6 Section Control
2*	1	P0302-709	VALVE, Three Section Control
3**	1	024590A	SWITCH, Conveyor Safety Stop
4**	1	019023A	E-STOP ASSEMBLY
5a	1	P0251-482	HANDLE, Main Breaker
5b	1	P0251-481	BREAKER
6*	1	P0302-784	VALVE, 2 Speed Motor (Models equipped with 2 Speed Motors)

* Refer to Section 7, Valves for parts information.

** Refer to Section 5, Electrical for parts information.

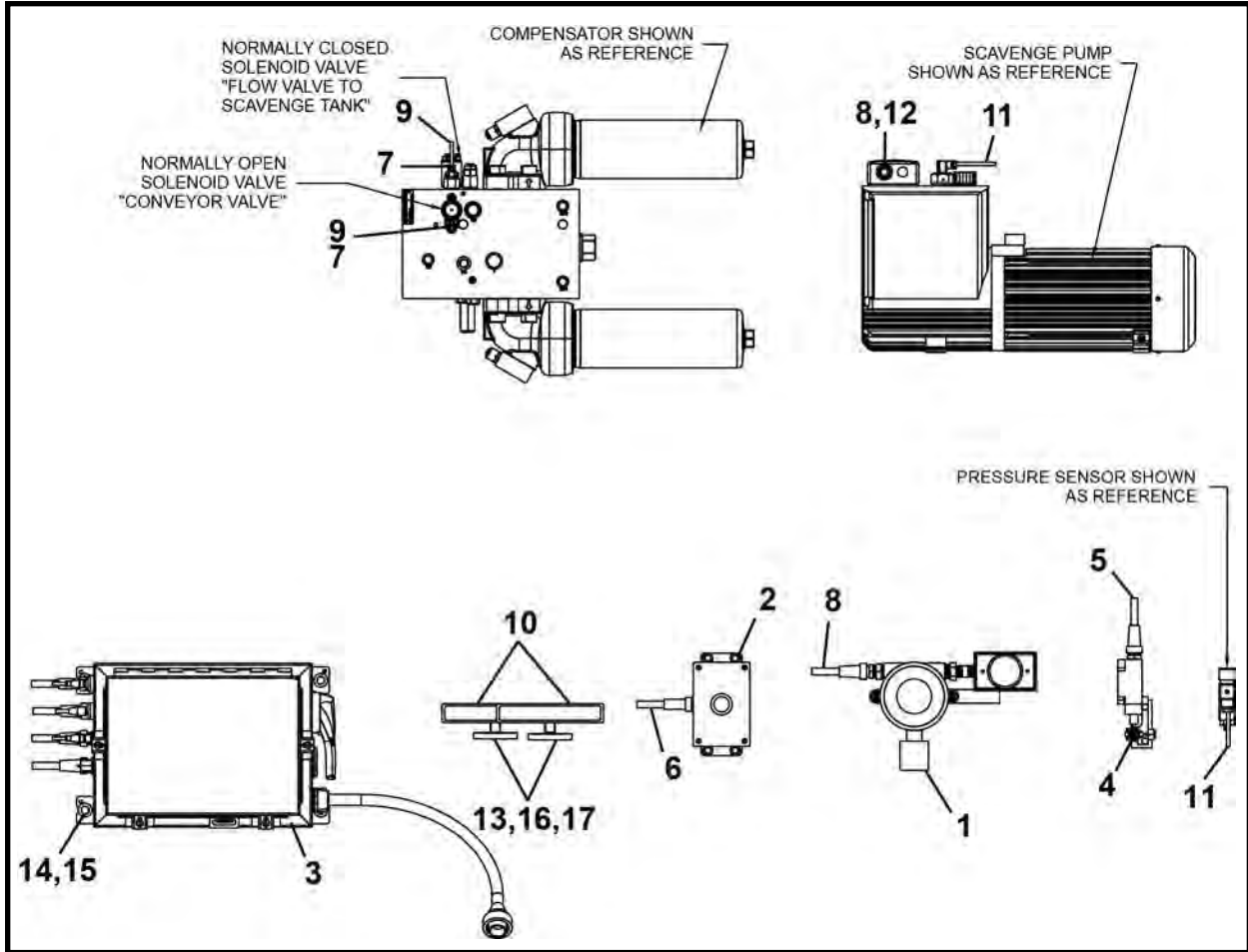
NOTES



Electrical

Electrical System Assembly,	
48SC, 540, 600, 720, 031631A	2
Electrical System Schematic	3
420 & 480, 019075A	4
Electrical System Schematic	5
48SC, 540, 600, 720	
Gas Detector With Alarm Assembly, 031499A	6
Gas Detector Schematic	7
420 & 480	
Strobe - Horn Assembly, 024401A	8
Gas Detector Assembly, 019049A	10
Gas Detector Schematic	11
Electrical Box E-Stop Assembly, 019023A	12
Small Electrical Box Assembly, 019060A	13
Electrical Panel Assembly, 019058A	14
Conveyor Safety Stop Switch Assembly, 024590A	15
Calibration (Gas Challenge) Kit, 016423A	16
Pit Power Box Assembly, F19051F	17
TBM Tunnel Power Cable - 100 FT, FA20511F0	18

ELECTRICAL SYSTEM ASSEMBLY, 031631A
TBM Series II: 48SC - 540 - 600 - 720

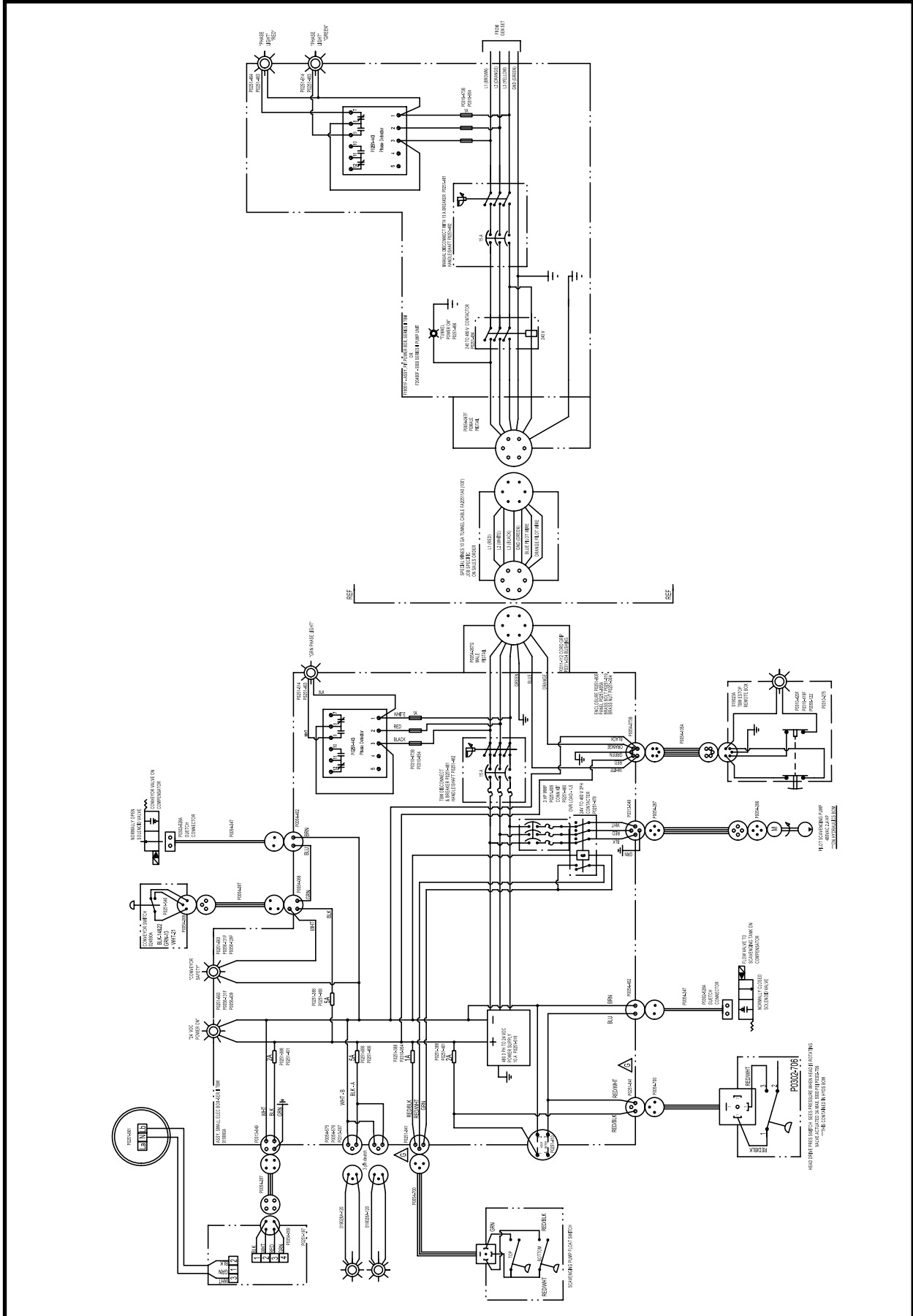


ITEM	QTY	PART NO.	DESCRIPTION
0	1	031631A	ELECTRICAL ASSEMBLY
1*	1	031499A	GAS DETECTOR ASSEMBLY
2*	1	019023A	ASSEMBLY, E-Stop Electrical Box
3*	1	019060A	ASSEMBLY, Small Electrical Box Series II
4*	1	024590A	SWITCH, Conveyor Safety Stop
5	1	P0054-087	CABLE
6	1	P0054-105A	CABLE
7	2	P0302-528A	ASSEMBLY, Connector
8	2	P0054-287	CABLE'
9	2	P0054-347	CABLE'
10	2	019026A-120	ASSEMBLY, Cable Light
11	1	P0054-700	CABLE
12	1	P0054-286	RECEPTACLE
13	2	P0091-019	MAGNET
14	4	P0040-006	WASHER, Hardened Flat 3/8
15	4	P0001-06-002	BOLT, Hex 3/8 UNC x .5
16	2	P0001-05-002	BOLT, Hex 5/16 UNC x .5
17	2	P0003-05-000	NUT, Hex 5/16 UNC

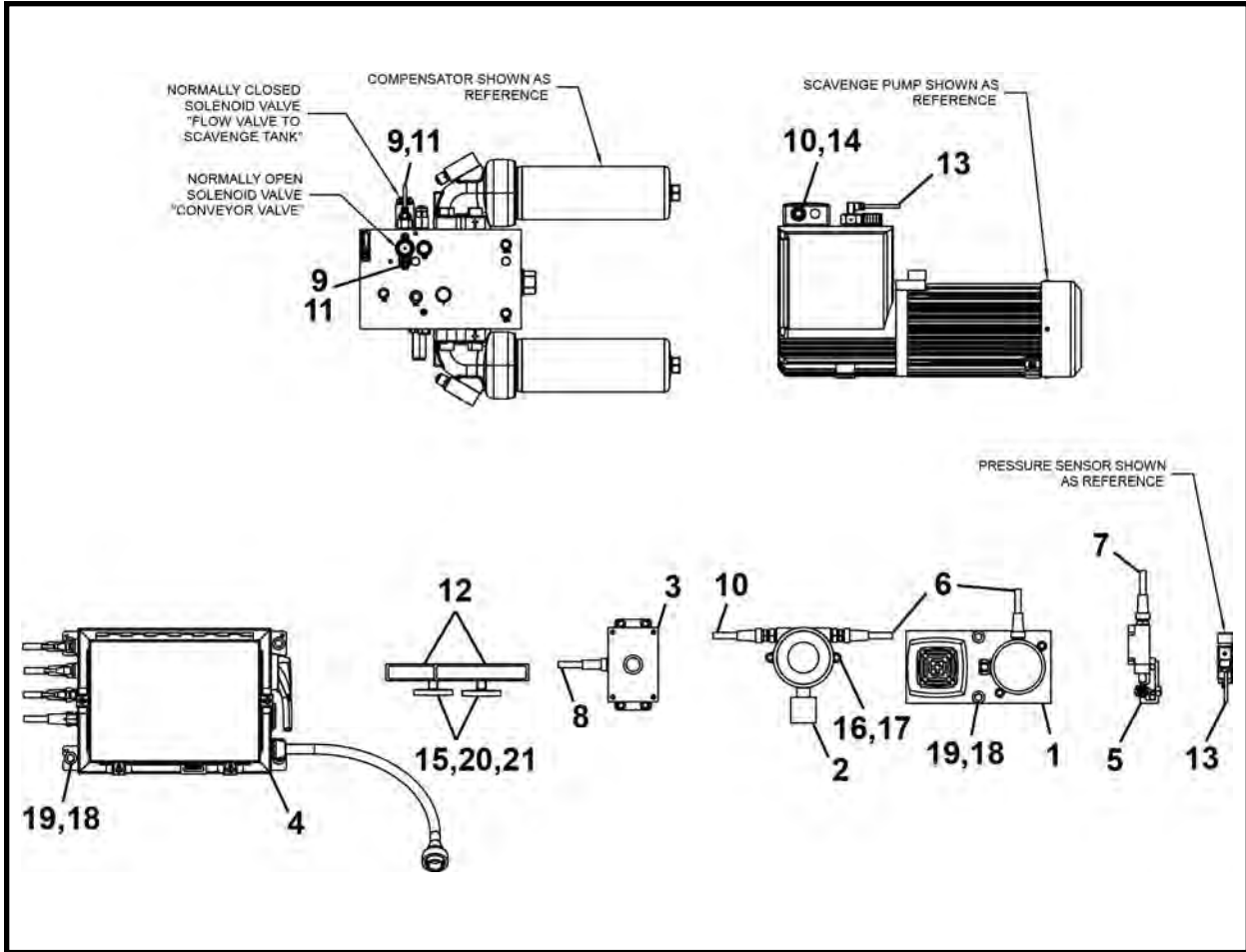
* Refer to this section for parts information.

ELECTRICAL SYSTEM SCHEMATIC, 031631A

TBM Series II: 48SC - 540 - 600 - 720



ELECTRICAL SYSTEM ASSEMBLY, 019075A
TBM Series II: 420 - 480

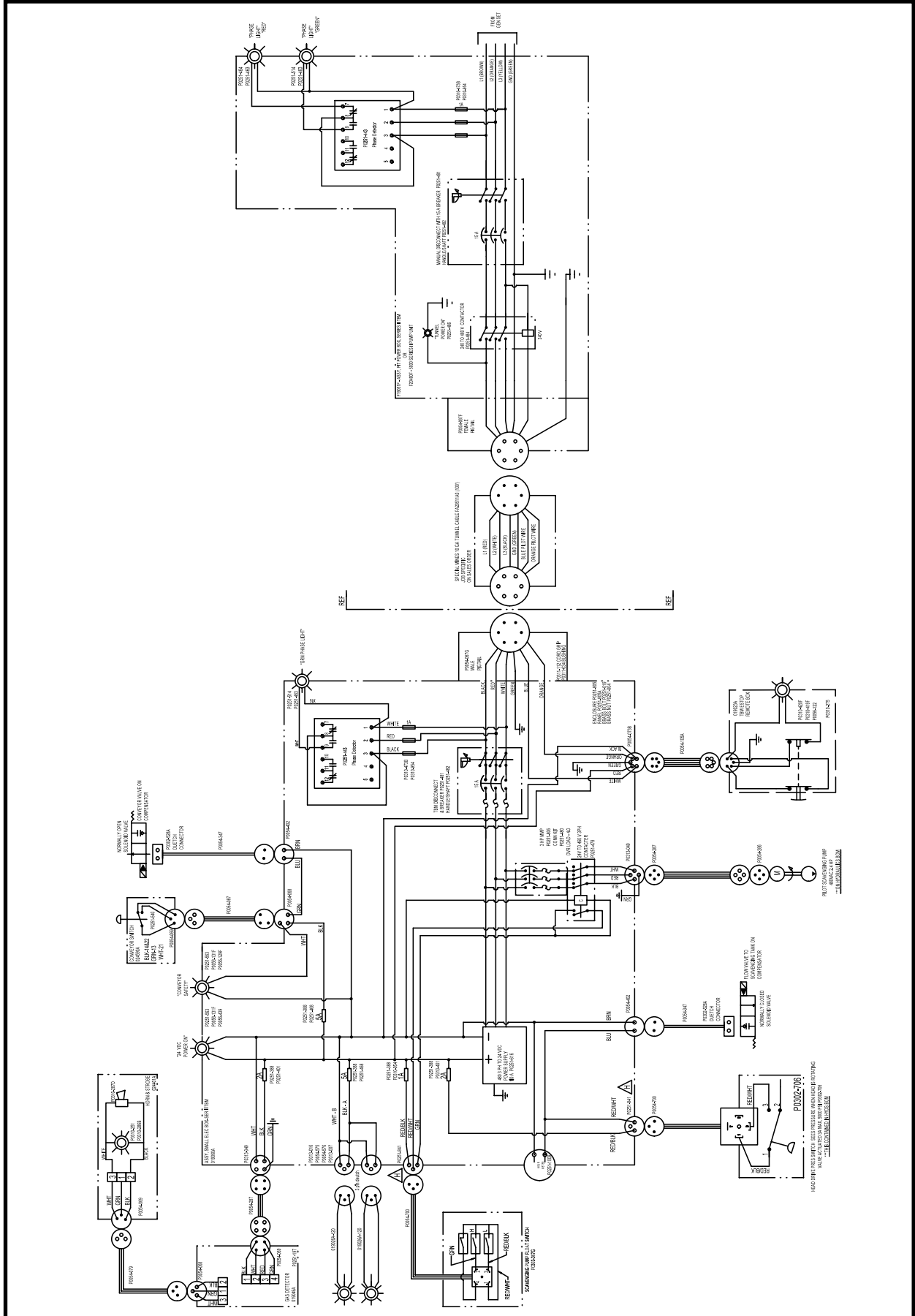


ITEM	QTY	PART NO.	DESCRIPTION
0	1	019075A	ELECTRICAL ASSEMBLY
1*	1	024401A	STROBE-HORN ASSEMBLY
2*	1	019049A	GAS DETECTOR ASSEMBLY - GasMax II
3*	1	019023A	ASSEMBLY, E-Stop Electrical Box
4*	1	019060A	ASSEMBLY, Small Electric Box - Series II
5*	1	024590A	SWITCH, Conveyor Safety Stop
6	1	P0054-106	CABLE
7	1	P0054-087	CABLE
8	1	P0054-105A	CABLE
9	2	P0302-528A	ASSEMBLY, Connector
10	2	P0054-287	CABLE
11	2	P0054-347	CABLE
12	2	019026A-120	ASSEMBLY, Cable - Light
13	1	P0054-700	CABLE
14	1	P0054-286	RECEPTACLE
15	2	P0091-019	MAGNET
16	2	P0040-004	WASHER, Hardened Flat 1/4
17	2	P0001-04-003	BOLT, Hex 1/4 UNC x .75
18	6	P0040-006	WASHER, Hardened Flat 3/8
19	6	P0001-06-002	BOLT, Hex 3/8 UNC x .5
20	2	P0001-05-002	BOLT, Hex 5/16 UNC x .5
21	2	P0003-05-000	NUT, Hex 5/16 UNC

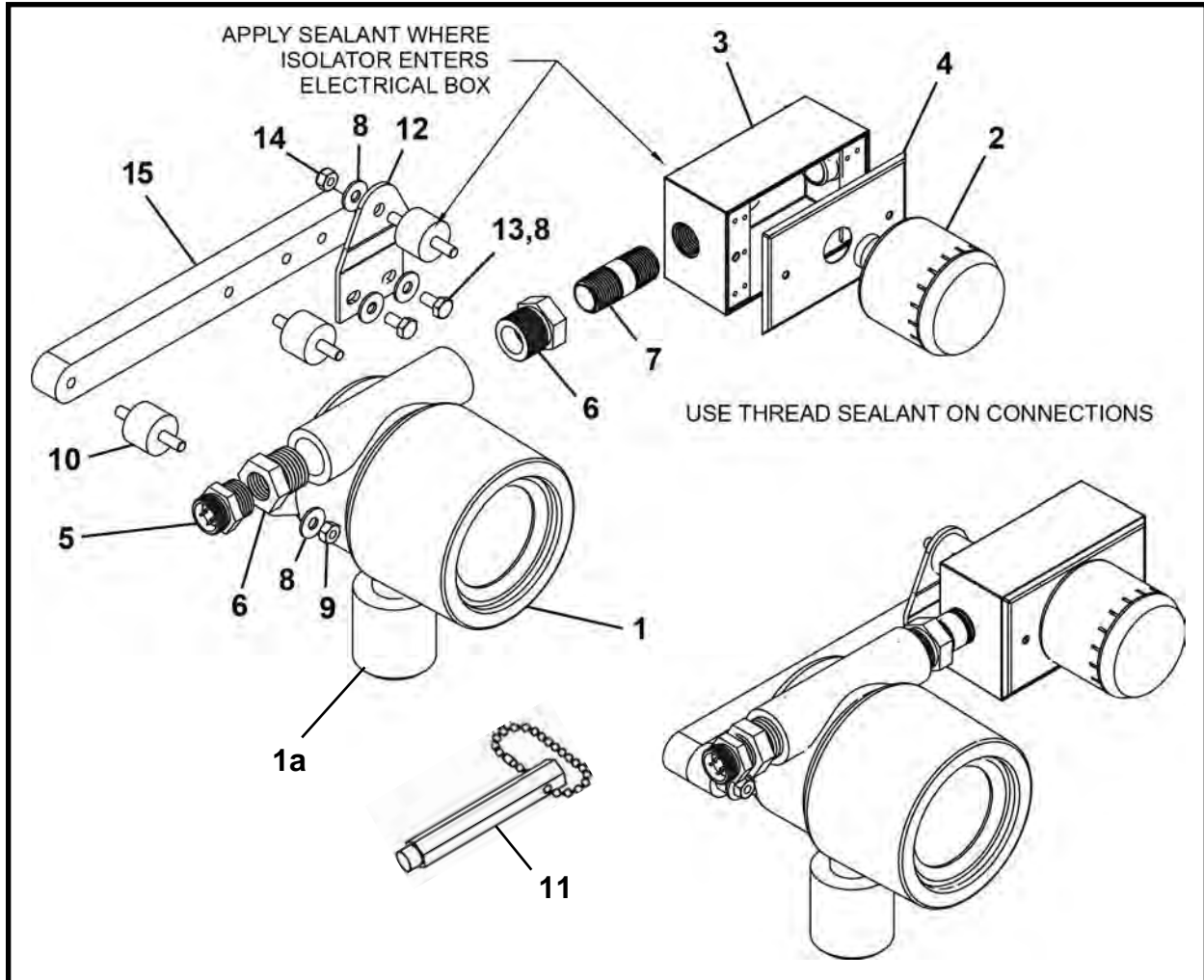
* Refer to this section for parts information.

ELECTRICAL SYSTEM SCHEMATIC, 019075A

TBM Series II: 420 - 480



GAS DETECTOR WITH ALARM ASSEMBLY, 031499A
TBM Series II: 48SC - 540 - 600 - 720



ITEM	QTY	PART NO.	DESCRIPTION
0	1	031499A	GAS DETECTOR WITH ALARM ASSEMBLY
1.1*	1	P0251-197	DETECTOR, GasMax II (Includes item 1.1a)
1.1a	1	P0251-197A	ELEMENT, Sensor
1.2	1	P0251-1003	DETECTOR, Buckeye (Includes item 1.2a)
1.2a	1	P0251-1003A	ELEMENT, Sensor
2	1	P0251-861	SOUNDER, Panel Mount, w/LED
3	1	P0310-105	BOX
4	1	P0310-154	COVER
5	1	P0054-286	RECEPTACLE, Mini
6	2	P0300-012	FITTING, 12MP-08FPS
7	1	P0405-002	NIPPLE
8	3	P0040-004	WASHER, Hardened Flat 1/4
9	3	P0003-04-000	NUT, Hex 1/4 UNC
10	3	P0070-065	MOUNT, Vibration Isolation
11	1	P0310-283B	MAGNETIC WAND
12	1	031645P	BRACKET, Beacon
13	2	P0001-04-002	BOLT, Hex 1/4 UNC x .5
14	1	P0013-04-000	NUT, Nylock 1/4
15	REF	031497P	BAR, Gas Detector Mount

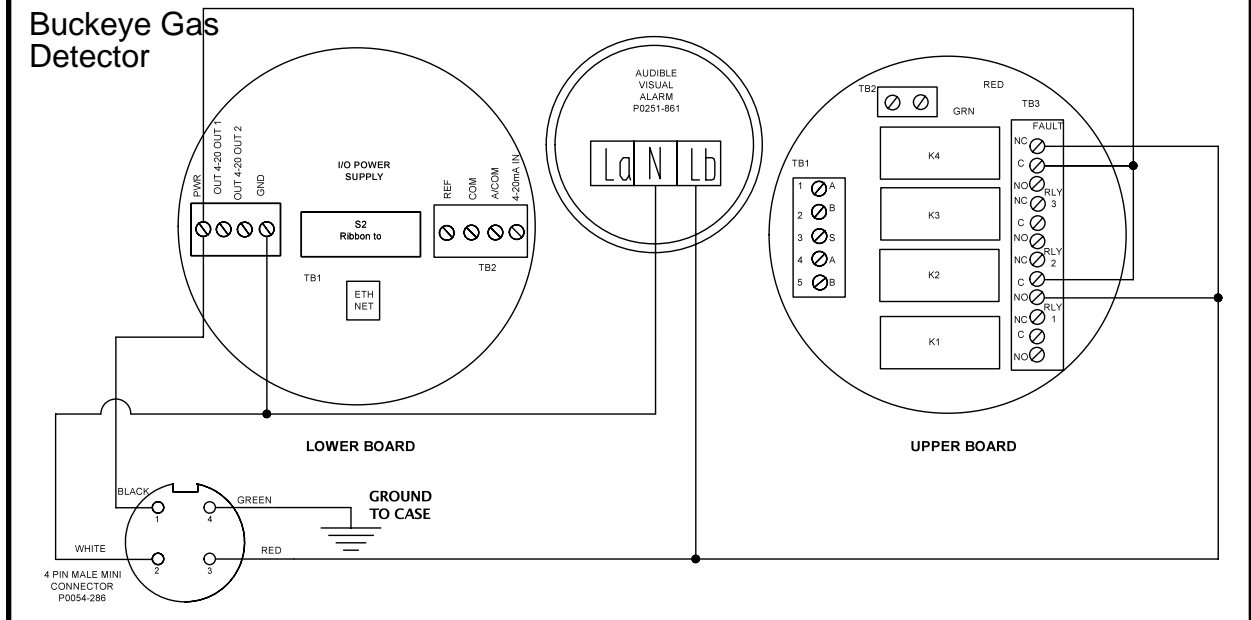
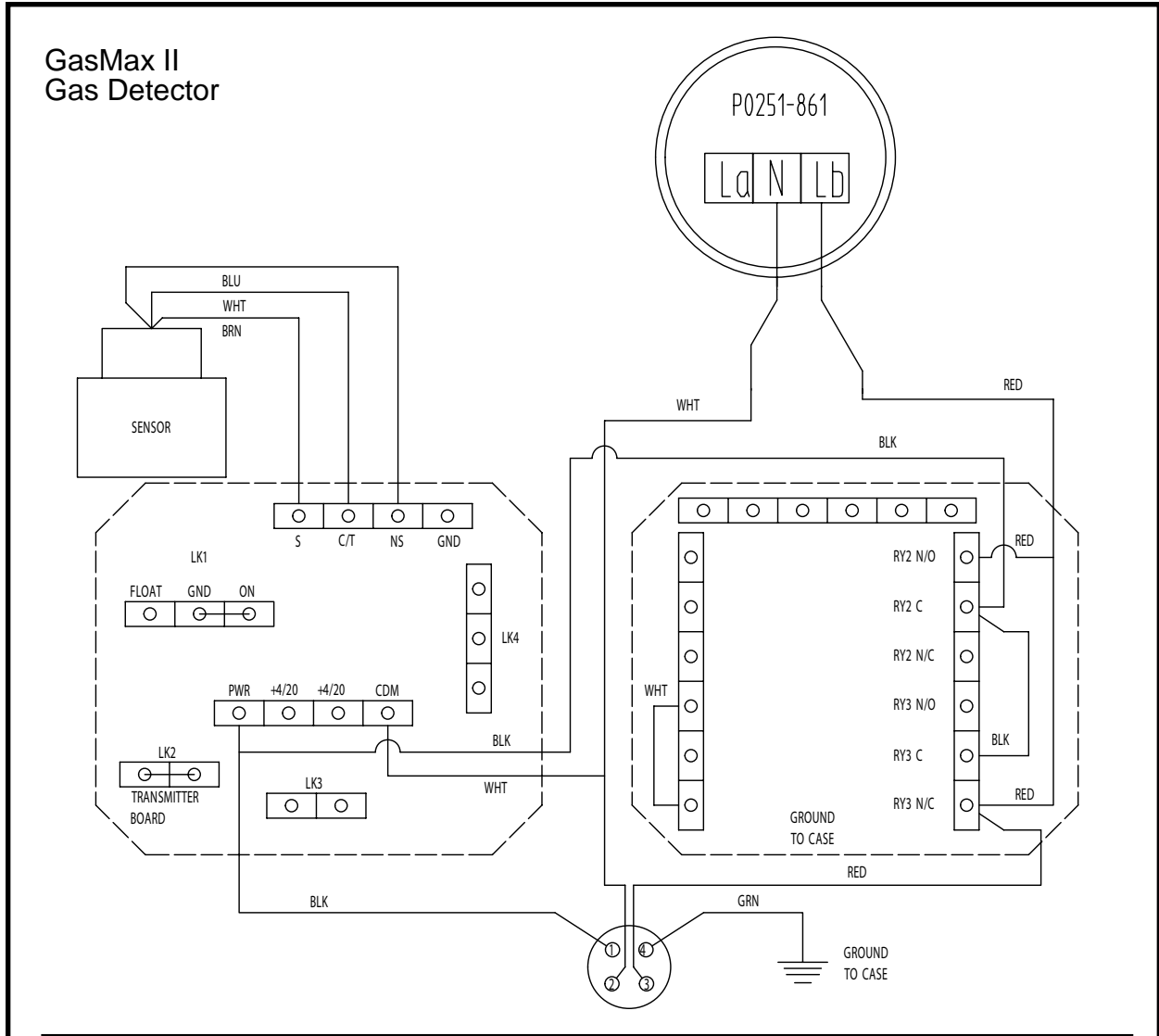
Note: Contact your Akkerman Aftermarket Support representative for proper set up and calibration of this gas detector assembly.

* GasMax II Detector is no longer available.

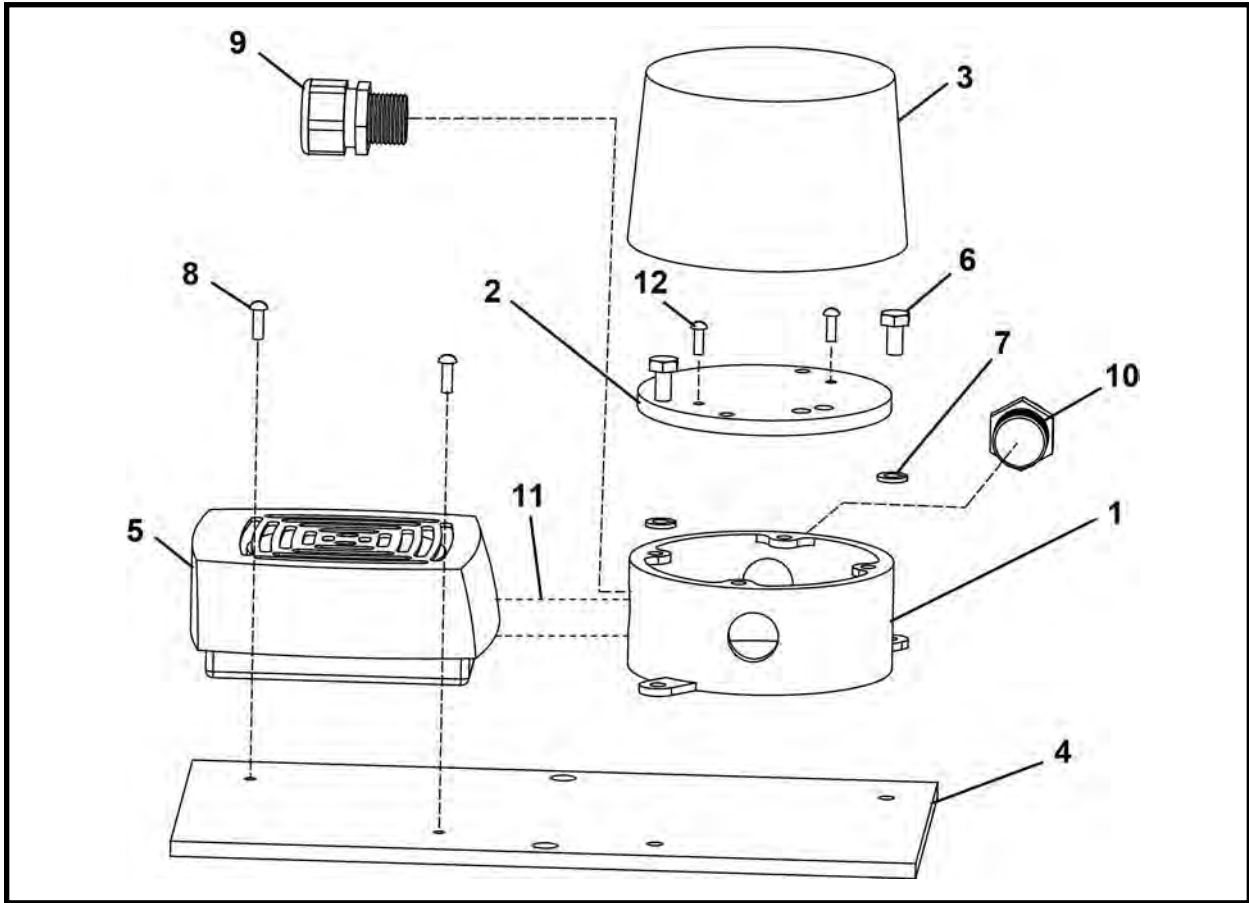
REF - Reference, not part of 031499A

GAS DETECTOR SCHEMATIC, 031499A

TBM Series II: 48SC - 540 - 600 - 720



STROBE - HORN ASSEMBLY, 024401A
TBM Series II: 420 - 480

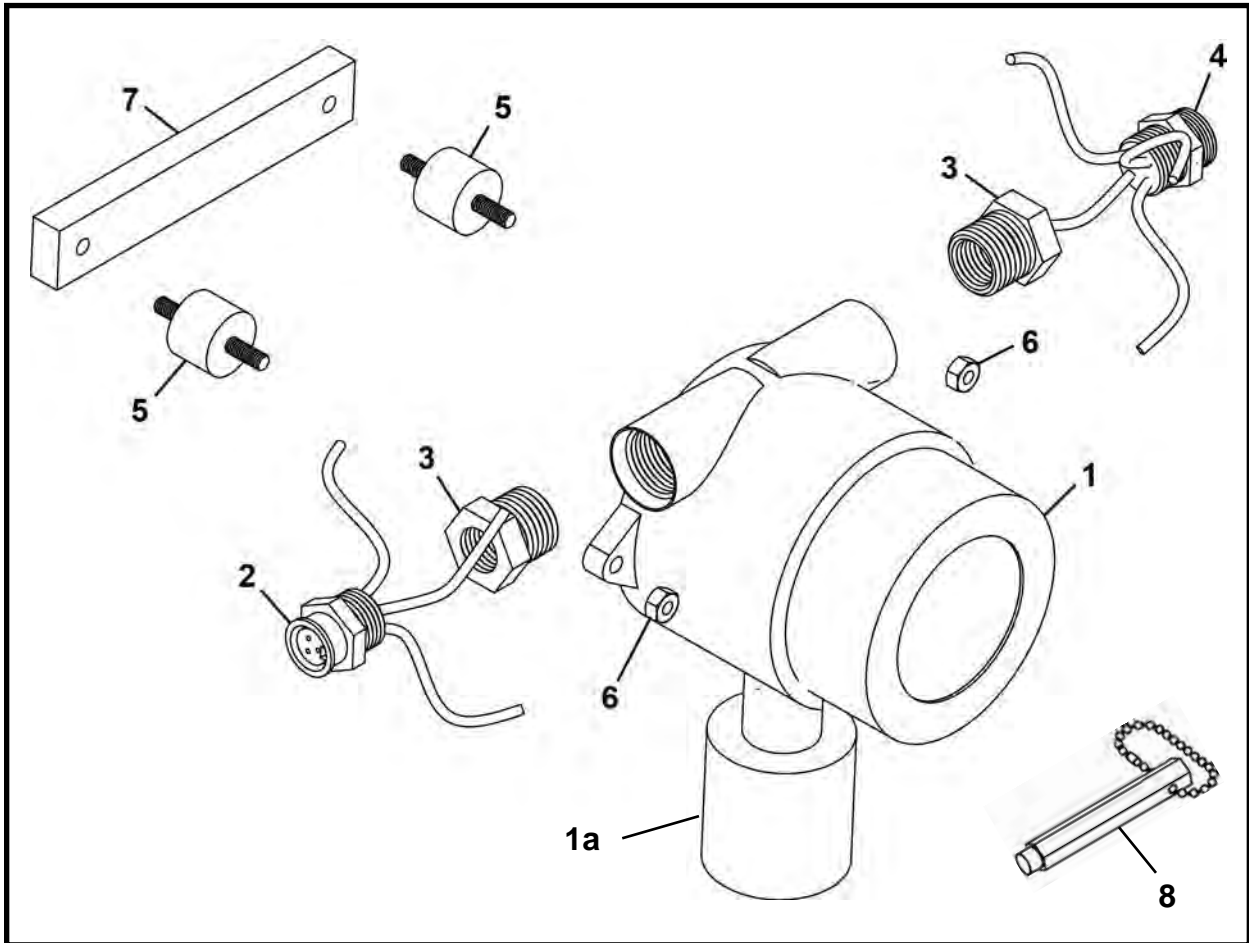


ITEM	QTY	PART NO.	DESCRIPTION
0	1	024401A	STROBE - HORN ASSEMBLY
1	1	P0310-251	HOLDER BOX
2	1	023534P00	COVER, Back
3	1	P0310-286B	STROBE LIGHT, Red 24VDC (Includes item 3a)
3a	1	P0310-286A	LENS
4	1	016405P	PLATE, Mounting
5	1	P0310-287D	HORN, Warning 24VDC
6	2	P0001-04-002	BOLT, Hex 1/4 UNC x .5
7	2	P0040-004	WASHER, Hardened Flat 1/4
8	2	P0017-08-323	SCREW, Machine 8-32 x .5
9	1	P0311-121	CONNECTOR, Strain Relief
10	1	P0054-069	RECEPTACLE, Mini
11	8 LI	P0054-018	CABLE
12	2	P0017-10-375	SCREW, Round Machine 10-24 x 3/8

LI - Linear Inch

NOTES

GAS DETECTOR ASSEMBLY, 019049A
TBM Series II: 420 - 480



ITEM	QTY	PART NO.	DESCRIPTION
0	1	019049A	GAS DETECTOR ASSEMBLY
1	1	S10057A	GAS DETECTOR ASSEMBLY
1.1*	1	P0251-197	DETECTOR, GasMax II (Includes item 1.1a)
1.1a	1	P0251-197A	ELEMENT, Sensor
1.2	1	P0251-1003	DETECTOR, Buckeye (Includes item 1.2a)
1.2a	1	P0251-1003A	ELEMENT, Sensor
2	1	P0054-068	RECEPTACLE, Mini Cable
3	2	P0300-012	FITTING, 12MP-08FPS
4	1	P0054-286	RECEPTACLE, 4 Pin Male
5	2	P0070-065	MOUNT, Vibration Isolation
6	2	P0003-04-000	NUT, Hex 1/4 UNC
7**	1	016407P	BRACKET, Mounting
8	1	P0310-283B	MAGNETIC WAND

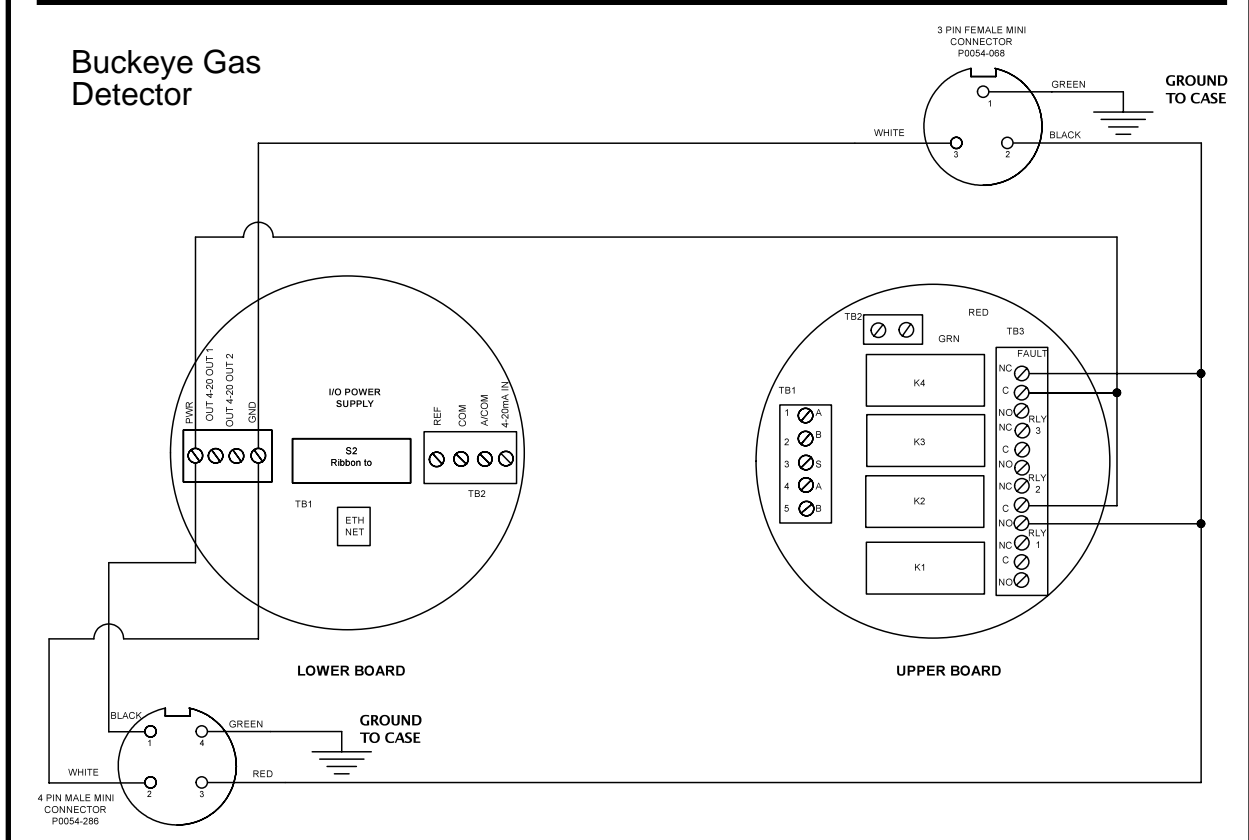
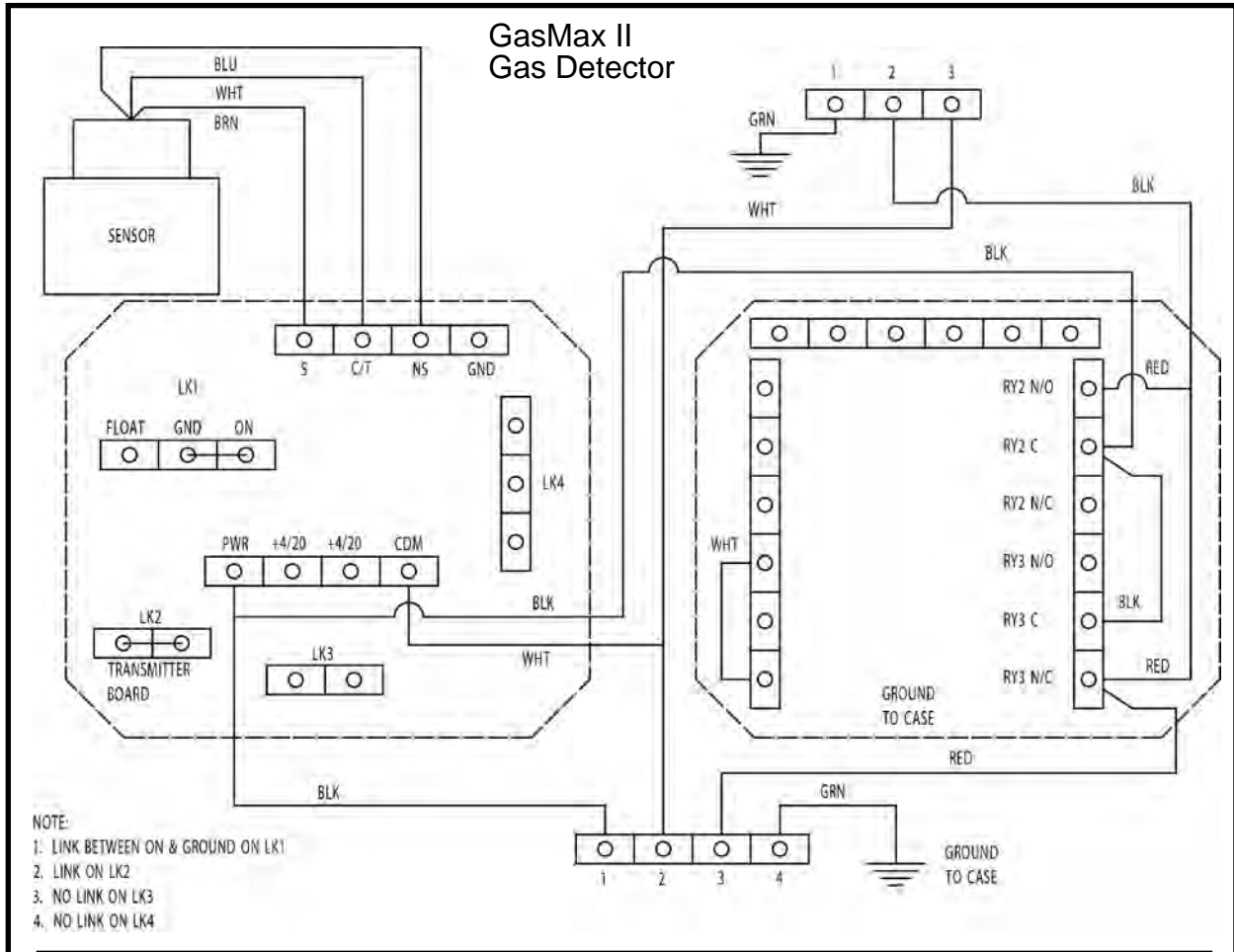
Note: Contact your Akkerman Aftermarket Support representative for proper set up and calibration of this gas detector assembly.

* GasMax II Detector is no longer available.

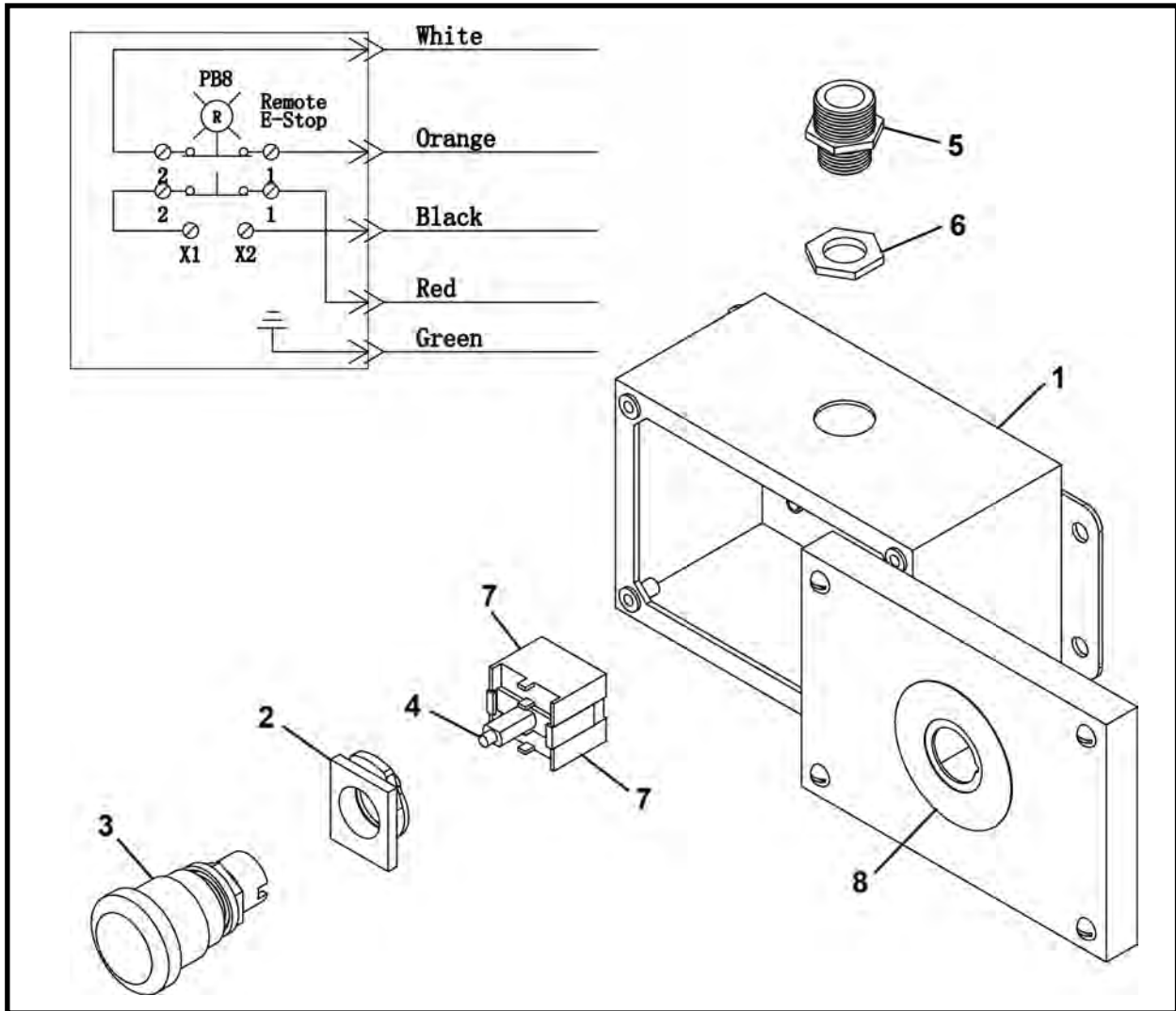
** Not part of this assembly.

GAS DETECTOR ASSEMBLY, 019049A

TBM Series II: 420 - 480

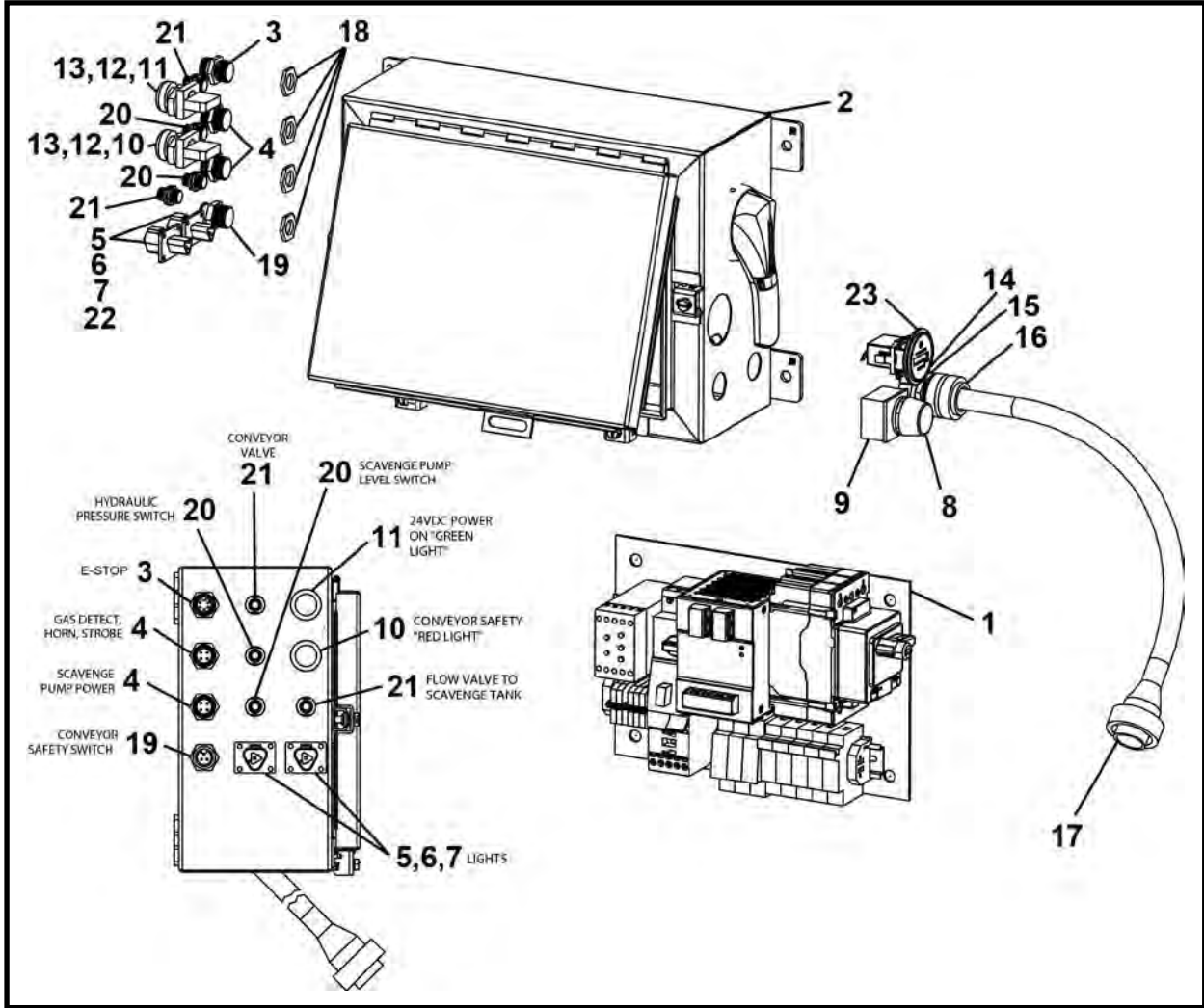


ELECTRICAL BOX E-STOP ASSEMBLY, 019023A
TBM Series II: 48SC - 420 - 480 - 540 - 600 - 720



ITEM	QTY	PART NO.	DESCRIPTION
0	1	019023A	ELECTRICAL BOX E-STOP ASSEMBLY
1	1	019024P	BOX, Electrical
2	1	P0310-419F	LATCH, Mounting
3	1	P0310-420F	PUSHBUTTON, Illuminated
4	1	P0251-171	MODULE, LED
5	1	P0054-073A	RECEPTACLE
6	1	P0311-018	NUT, Lock 1/2
7	2	P0056-122F	BLOCK, Contact
8	1	P0310-474F	DECAL, Emergency Stop

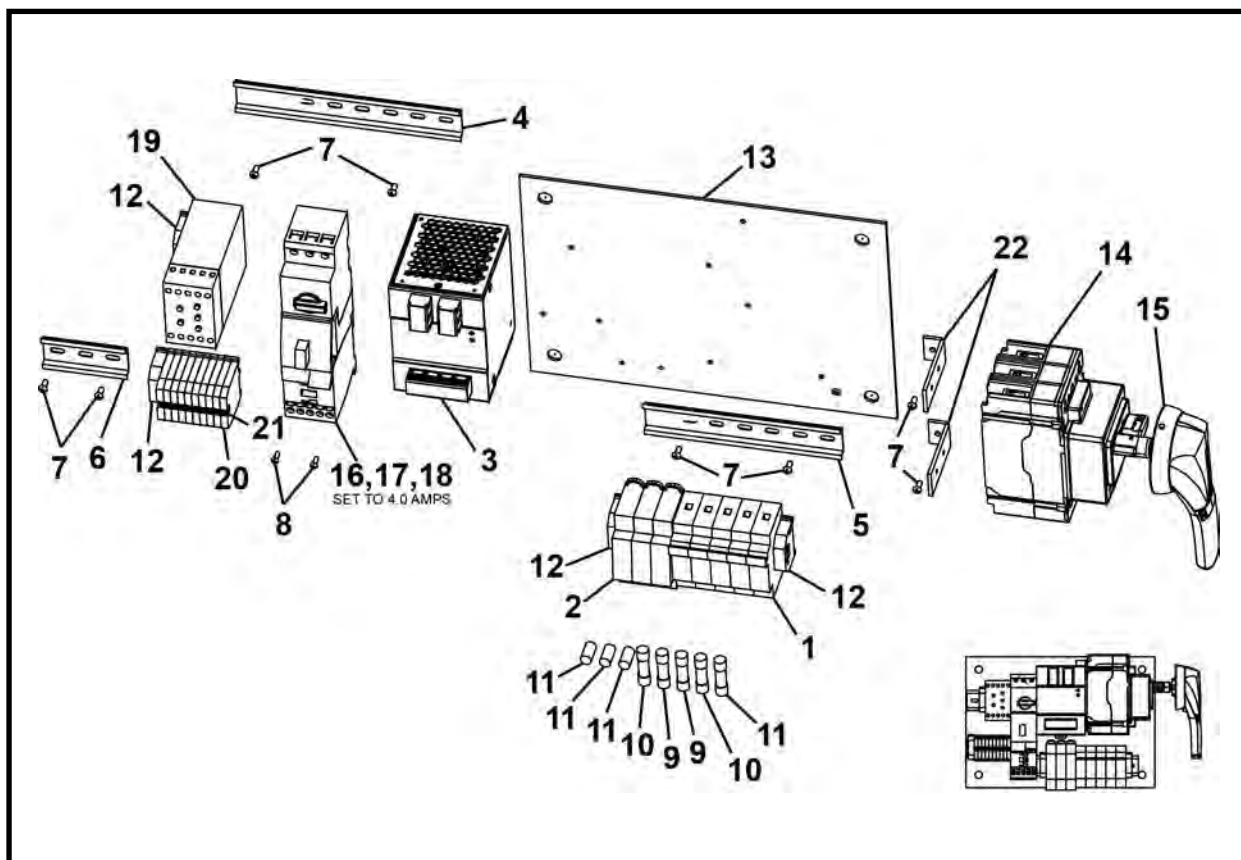
SMALL ELECTRICAL BOX ASSEMBLY, 019060A
TBM Series II: 48SC - 420 - 480 - 540 - 600 - 720



ITEM	QTY	PART NO.	DESCRIPTION
0	1	019060A	SMALL ELECTRIC BOX ASSEMBLY
1*	1	019058A	ASSEMBLY, Electric Panel
2	1	019059P	BOX, Small Electric
3	1	P0054-073B	RECEPTACLE
4	2	P0313-049	RECEPTACLE
5	2	P0054-575	CONNECTOR
6	2	P0054-576	WEDGE
7	4	P0313-007	PINS
8	1	P0251-514	LENS, Green Plastic
9	1	P0251-463	RED 480V PILOT LIGHT
10	1	P0056-129F	LIGHT, Red Pilot
11	1	P0251-439	LIGHT, Green Indicator
12	2	P0056-131F	LATCH, Mounting
13	2	P0251-563	LIGHT, White Pilot LED
14	1	P0311-034	BUSHING, Insulating
15	1	P0311-020	NUT, Lock 1
16	1	P0311-112	CORD GRIP
17	1	P0054-067G	CABLE
18	4	P0311-018	NUT, Lock 1/2
19	1	P0054-068	RECEPTACLE
20	2	P0251-841	RECEPTACLE
21	2	P0054-402	RECEPTACLE
22	2	P0313-016	PLUG, Sealing
23	1	P0251-1009	HOURMETER

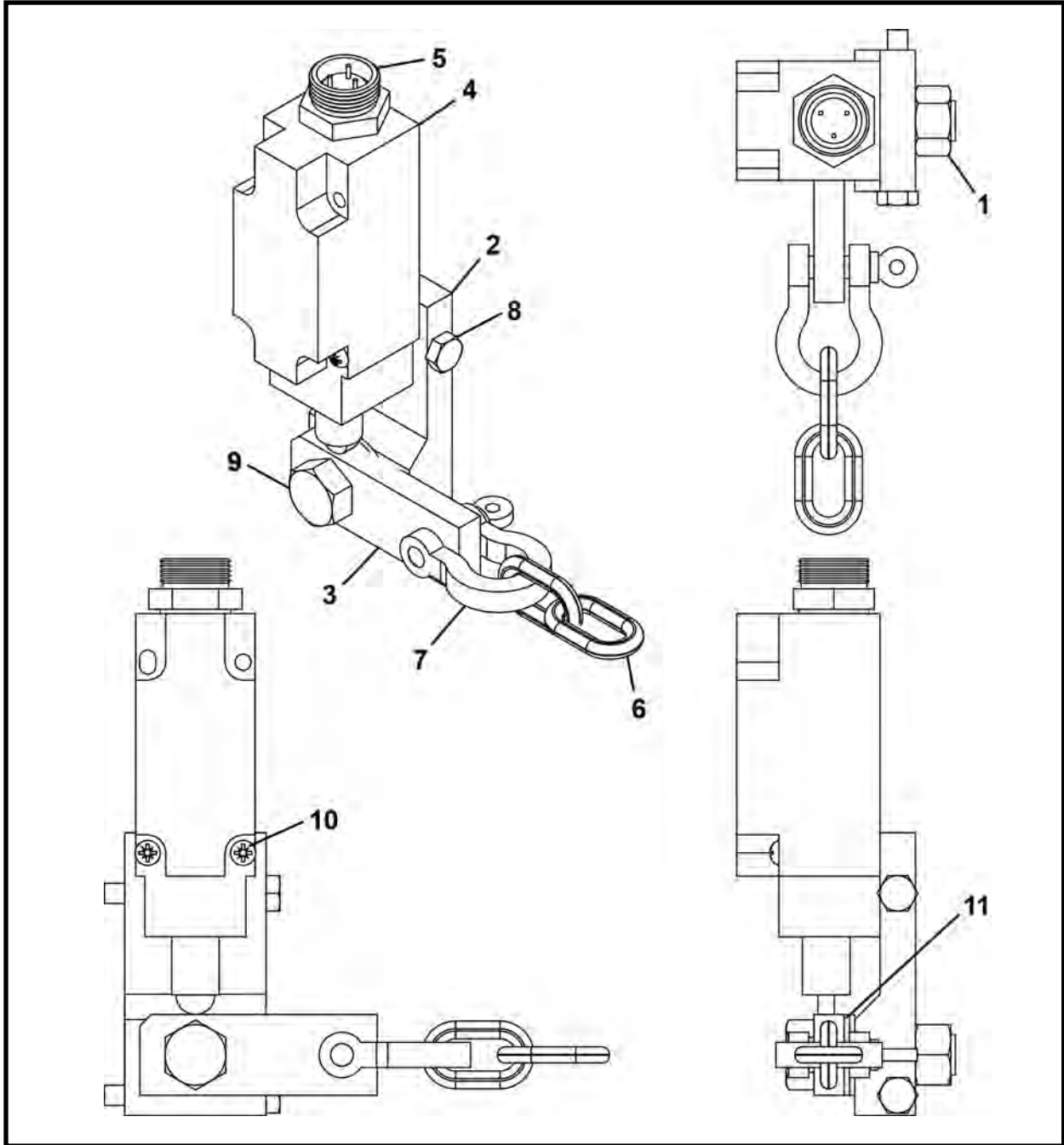
* Refer to this section for parts information.

ELECTRIC PANEL ASSEMBLY, 019058A
TBM Series II: 48SC - 420 - 480 - 540 - 600 - 720



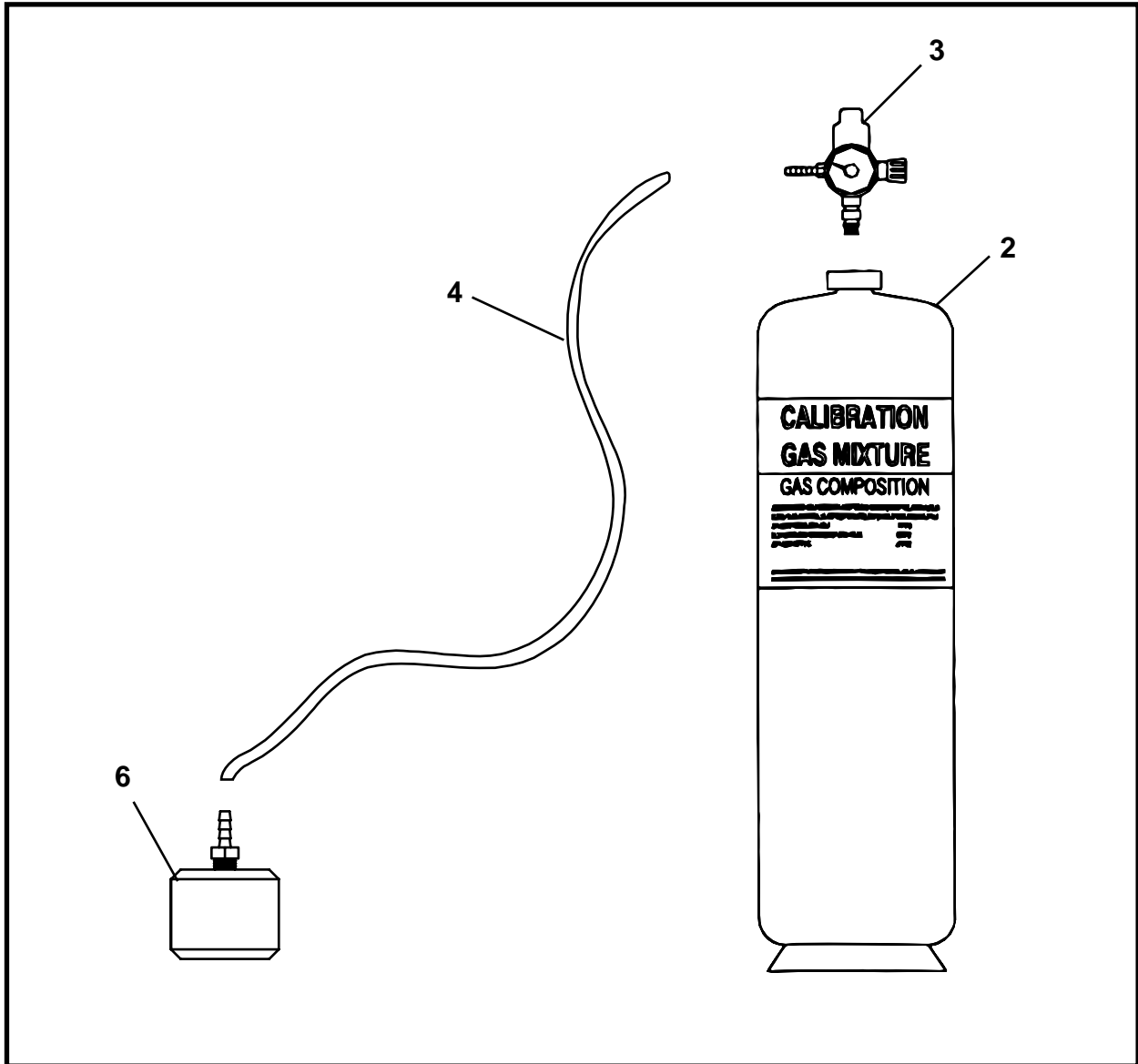
ITEM	QTY	PART NO.	DESCRIPTION
0	1	019058A	ELECTRICAL PANEL ASSEMBLY
1	5	P0251-388	HOLDER, Fuse
2	3	P0310-473B	HOLDER, Fuse
3	1	P0251-616	POWER SUPPLY, 24V, 10 AMP
4	1	P0310-503-008	RAIL, Din 8
5	2	P0310-503-007	RAIL, Din 7
6	2	P0310-503-003	RAIL, Din 3
7	8	P0020-83-022	SCREW, Truss Head 8-32 x .375
8	2	P0020-63-022	SCREW, Truss Head 6-32 x .375
9	2	P0251-401	FUSE
10	2	P0251-468	FUSE
11	4	P0310-954	FUSE, TIME DELAY
12	4	P0310-571	END, Fuse Holder
13	1	019057P	PANEL, Electrical
14	1	P0251-481	BREAKER 480V 3PH 15/3 W/Lugs
15	1	P0251-482	HANDLE & BREAKER SHAFT
16	1	P0251-478	CONTACTOR, 3/4 HP 480V 3PH 24VDC
17	1	P0251-806	PROTECTOR, Motor 3 HP, 480v, 3 PH
18	1	P0251-480	KIT, Connector
19	1	P0251-443	PHASE DETECTOR 480V
20	10	P0310-500	BLOCK, Terminal
21	10	P0310-573	JUMPER, Terminal Strip
22	2	026181P	MOUNT, Side Breaker

CONVEYOR SAFETY STOP SWITCH ASSEMBLY, 024590A
TBM Series II: 48SC - 420 - 480 - 540 - 600 - 720



ITEM	QTY	PART NO.	DESCRIPTION
0	1	024590A	SAFETY STOP SWITCH ASSEMBLY
1	1	P0003-08-000	NUT, Hex 1/2 UNC
2	1	024588P	HOUSING
3	1	024589P	INSERT
4	1	P0251-540	SWITCH
5	1	P0054-069	RECEPTACLE
6	1	P0094-004-072	CHAIN, 3/16 x 72
7	1	P0091-003	SHACKLE, Anchor
8	2	P0001-04-008	BOLT, Hex 1/4 UNC x 2
9	1	P0001-08-007	BOLT, Hex 1/2 UNC x 1.75
10	2	P0017-08-524	SCREW, Round Head Machine 8-32 UNC x 1.5
11	2	P0028-001	WASHER, 70 Duro 1/2

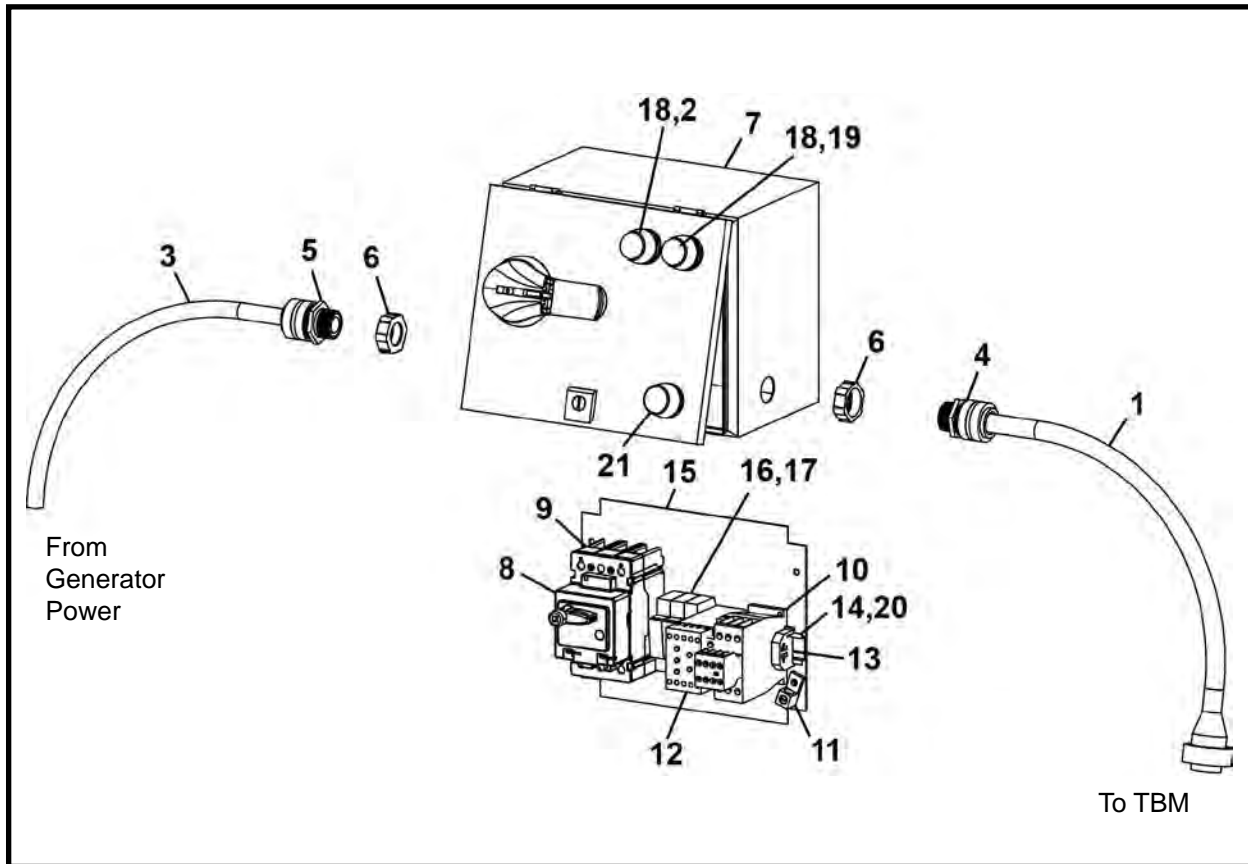
CALIBRATION (GAS CHALLENGE) KIT, 016423A



ITEM	QTY	PART NO.	DESCRIPTION
0	1	016423A	KIT, Calibration
1	1	P0310-266	GAS CHALLENGE KIT (Includes items 2 - 5)
2	2	-	CYLINDER, 50% LEL Methane Gas Concentration
3	1	-	REGULATOR VALVE & GAUGE
4	1	-	TUBE, Plastic
5*	1	-	PROTECTIVE CASE
6	1	016422A	NOZZLE, Calibration (Buckeye & GasMax)

* Not Shown

PIT POWER BOX ASSEMBLY, F19051F
5000 Pump Unit With TBM Series II

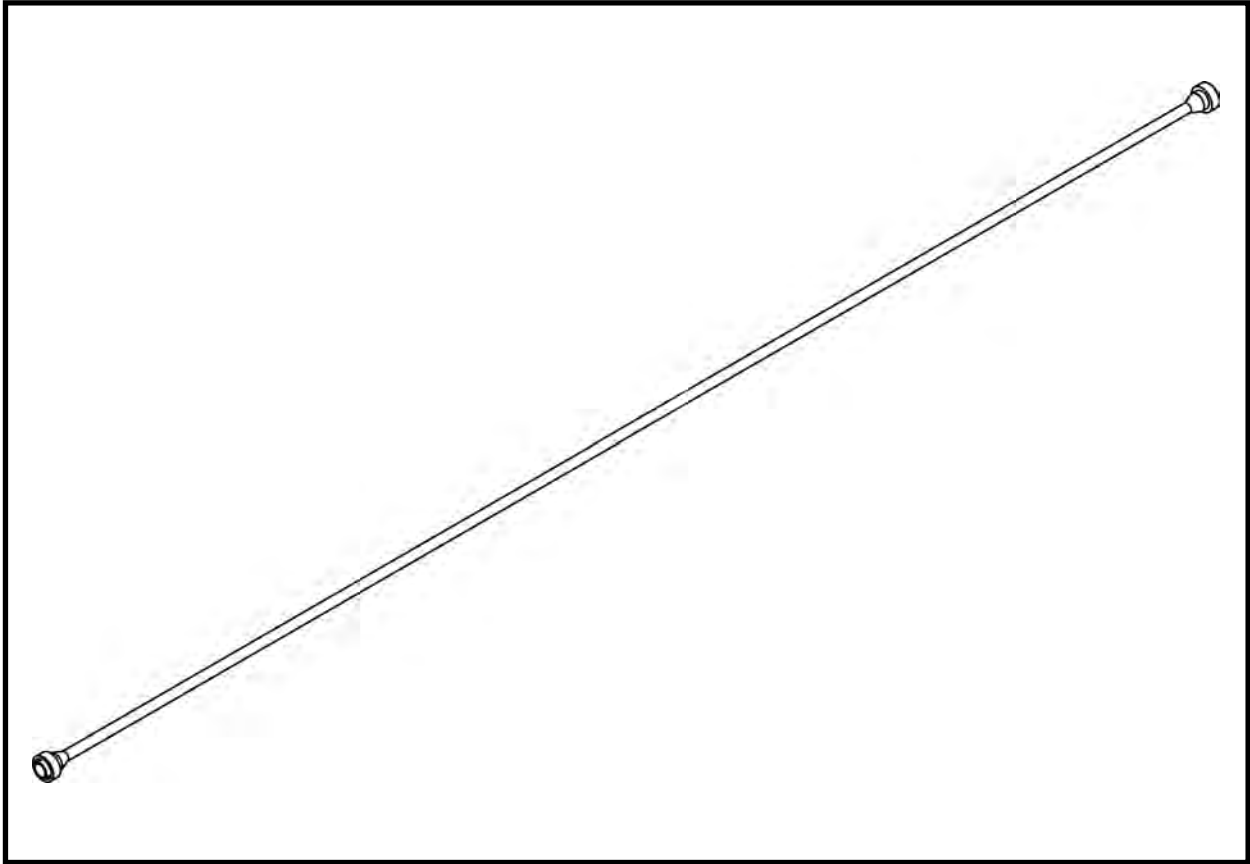


ITEM	QTY	PART NO.	DESCRIPTION
0	1	F19051F	PIT POWER BOX ASSEMBLY
1	1	P0054-067F	CABLE
2	1	P0251-514	LENS, Green Plastic
3	120 LI	P0054-036	CORD, 4C 10GA
4	1	P0311-112	CORD GRIP, 1 NPT, .875-1.0 ID
5	1	P0311-111	CORD GRIP,, 1 NPT, 0.625-.75 ID
6	2	P0311-034	BUSHING, Insulating 1
7	1	019053P	BOX, Pit Power
8	1	P0251-482	MAIN BREAKER & HANDLE
9	1	P0251-481	BREAKER, 480V 3PH 15/3 W/Lugs
10	1	P0251-484	CONTACTOR, 480V 3PH 240 Coil
11	1	P0055-157	LUGS, 1 GA
12	1	P0251-443	PHASE DETECTOR, 480V
13	2	P0310-571	FUSE HOLDER END STOP
14	1	P0310-503-007	DIN RAIL - 7.0"
15	1	019052P	PANEL, Pit Power
16	3	P0310-473B	DIN RAIL MIDGET FUSE HOLDER
17	3	P0310-954	FUSE, Time Delay 1.4 AMP
18	2	P0251-463	LIGHT, Red Pilot 480V
19	1	P0251-464	LENS, Red Plastic
20	2	P0020-83-022	SCREW, Truss Head 8-32 x .375
21	1	P0251-486	INDICATOR LIGHT, Red 240V
22*	1	1251-533	KIT, Decal Pit Box

* Not Shown - refer to Section 2, Decals for parts information.
 LI - Linear Inch

IMPORTANT: If using a 5000 Pump Unit with a TBM Series II, you must use this pit power box for TBM electric power and for TBM E-Stop to function.

TBM TUNNEL POWER CABLE - 100 FT, FA20511F0



ITEM	QTY	PART NO.	DESCRIPTION
0	1	FA20511F0	TBM TUNNEL POWER CABLE- 100 FT



Hydraulics

Hydraulic Assembly

TBM Series II 48SC, 031601A	4
Main Parts Hydraulic Assembly, 031674A	6
Hose Kit, 031672A	8
Fitting Kit, 031673A	12
TBM Series II 420, 031071A	17
Hydraulic Parts Assembly, 031074A	18
Hose Kit, 031072A	20
Fitting Kit, 031073A	24
TBM Series II 480, 031701A	29
Hydraulic Parts Assembly, 031731A	30
Hose Kit, 031729A	32
Fitting Kit, 031730A	36
TBM Series II 540, 031801A	40
Hydraulic Parts Kit, 031831A	42
Hose Kit, 031829A	44
Fitting Kit, 031830A	48
TBM Series II 600, 032701A	52
Hose Kit, 032707A	54
Fitting Kit, 032708A	58
Hydraulic Parts Kit, 032709A	62
TBM Series II 720, 033101A	64
Hose Kit, 033107A	66
Fitting Kit, 033108A	70
Hydraulic Parts Kit, 033109A	74

Grease & Lube Assembly 76

Grease & Lube Assembly, TBM Series II 48SC - 720, 031093A	76
---	----

Lube Assembly

TBM Series II 48SC, 031630A	78
TBM Series II 420, 031030A	80
TBM Series II 480, 031732A	82
TBM Series II 540, 031832A	84
TBM Series II 600, 032702A	86
TBM Series II 720, 033102A	88

(continued on next page)

Hydraulics (continued)

Grease & Lube Assembly (continued)

Grease Assembly	
TBM Series II 48SC, 031633A	90
TBM Series II 420, 031031A	91
TBM Series II 480, 031733A	92
TBM Series II 540, 031898A	93
TBM Series II 600, 032703A	94
TBM Series II 720, 033103A	95

Conveyor Lift Hydraulic Winch

TBM Series II 600 - 720, P0106-102	96(
--	-----

Closed Face Hydraulic Assembly

TBM Series II 48SC - 420 - 480, 023986A	98
TBM Series II 540 - 600, 027561A	99
TBM Series II 720, 020985A	100

TBM Hydraulic Tunnel Hoses & Lines

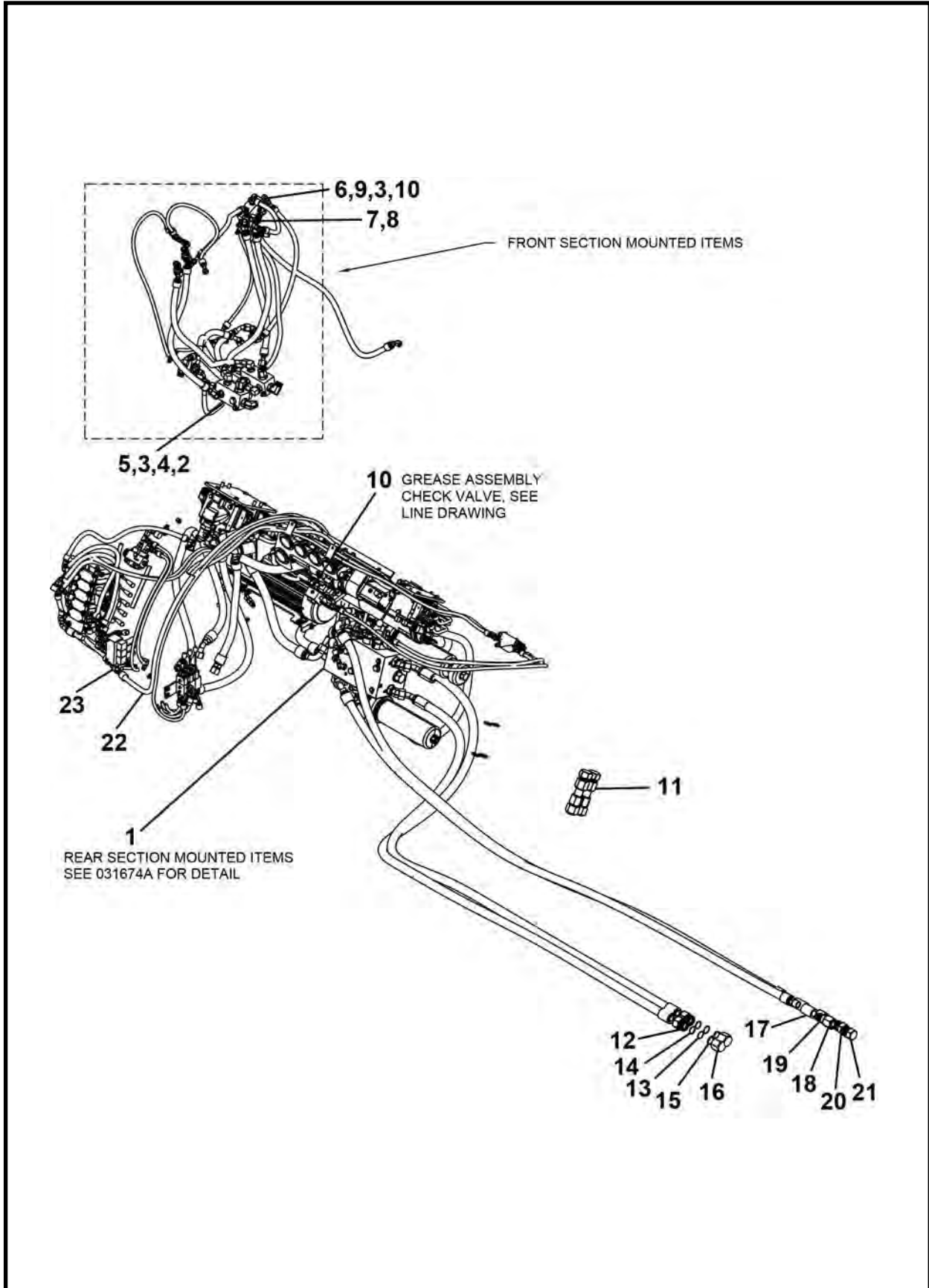
Hydraulic Starter Hose Assembly (3,000 psi), F13597F00	102
Hydraulic Starter Hose Assembly (5,000 psi), F27691F	103
TBM Hydraulic Lines LP Assembly (3,000 psi), F13326F00	104
TBM Hydraulic Lines HP Assembly (5,000 psi), F27674F	105
Adapter Kit - 5000 Pump Unit (3,000 psi) To TBM Series II (HP), 027698A	106
Adapter Kit - 5200 Pump Unit (3,000 psi) To TBM Series I, 027699A	107

Intermediate Jacking Station

Starter Hose, High Pressure 30 Ft, F09802F01	109
Starter Hose, Low Pressure 30 Ft, F09803F01	110
IJS Tunnel Line 10 Ft 6 In., F09800F00	111
IJS Tee Connector, F09804F00	112
IJS Valve (With Cable), F04908F01	114
IJS Starter Connection, F09805F00	116
IJS Coupler Assembly, 005133A02	117
IJS Segment Assembly	118
IJS Cylinder, F03531F02	119
IJS Hydraulic Schematic	120

NOTES

HYDRAULIC ASSEMBLY, 031601A
 TBM Series II: 48SC



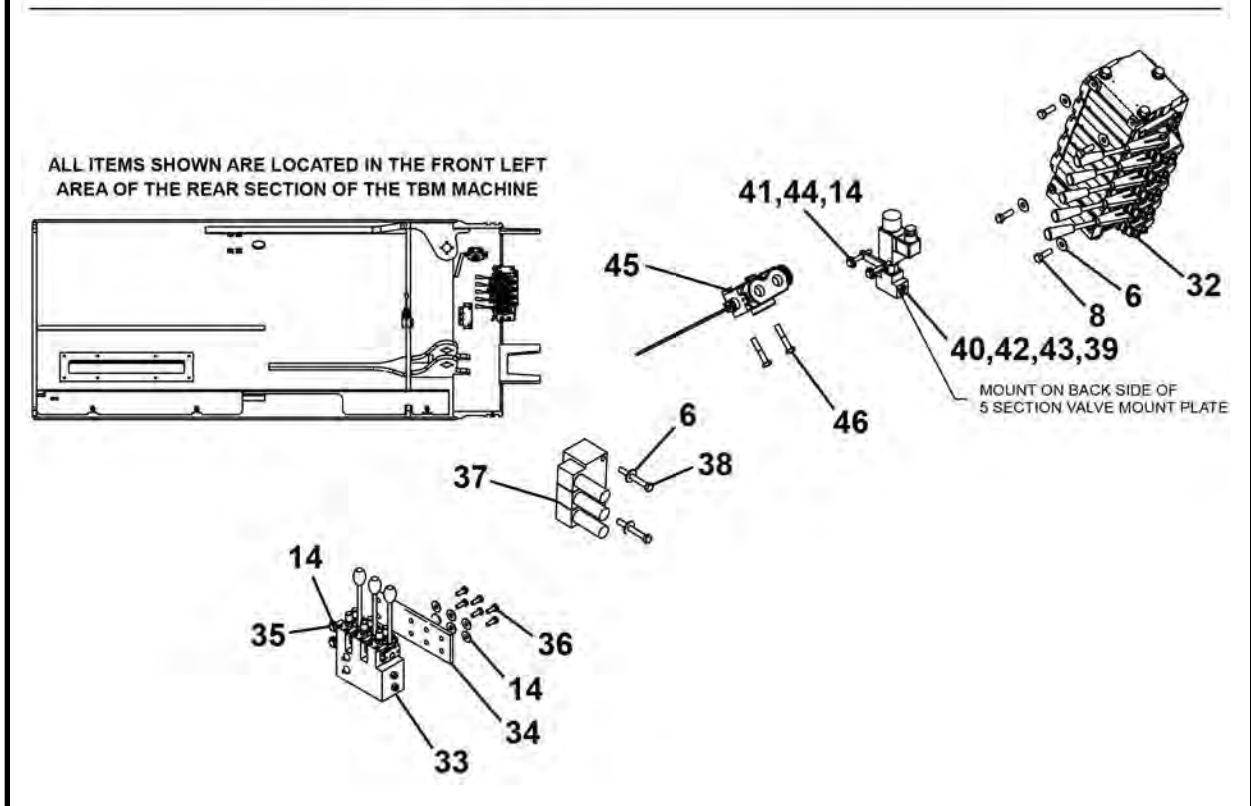
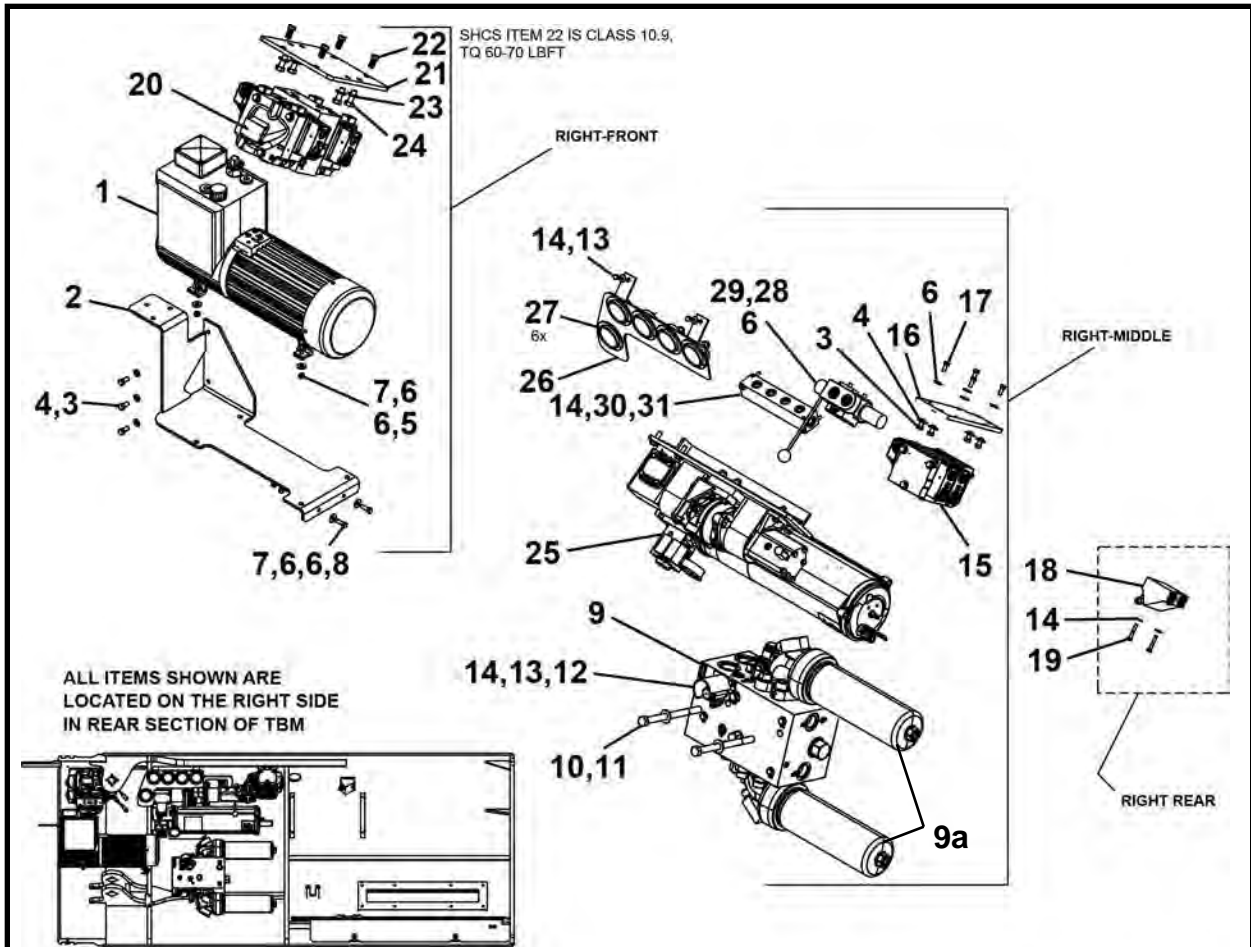
HYDRAULIC ASSEMBLY, 031601A
TBM Series II: 48SC

ITEM	QTY	PART NO.	DESCRIPTION
0	1	031601A	HYDRAULIC ASSEMBLY - 48SC Series II
1*	1	031674A	MAIN PARTS HYDRAULIC ASSEMBLY
2	2	031002P	MANIFOLD, Drive Motor
3	12	P0040-006	WASHER, Hardened Flat 3/8
4	4	P0001-06-014	BOLT, Hex 3/8 UNC x 3.5
5	4	P0003-06-000	NUT, Hex 3/8 UNC
6	1	A43766P	MANIFOLD, Case Drain
7	1	P0302-514	BODY, Port 3/8
8	1	P0302-513	CARTRIDGE
9	4	P0001-06-002	BOLT, Hex 3/8 UNC x .5
10	2	P0302-701	CHECK VALVE
11*	1	027698A	KIT, Low PSI To Series II Adapter
12	2	027673P	FITTING, Threaded
13	2	P0084-124	RING, Backup
14	2	P0085-124A	ORING, 90 Durometer
15	2	P0085-927	ORING
16	2	027671P	ORING
17	2	P0400-005	COUPLING, Pipe 1
18	2	004901P01	COUPLER
19	2	004899P00	UNION, Coupler
20	2	P0085-123	ORING
21	2	005350P03	CAP, Coupler 1-1/4
22*	1	031672A	KIT, Hose
23*	1	031673A	KIT, Fitting

* Refer to this section for parts information.

MAIN PARTS HYDRAULIC ASSEMBLY, 031674A

TBM Series II: 48SC



MAIN PARTS HYDRAULIC ASSEMBLY, 031674A
TBM Series II: 48SC

ITEM	QTY	PART NO.	DESCRIPTION
0	1	031674A	MAIN PARTS HYDRAULIC ASSEMBLY
1^	1	031705A	ASSEMBLY, Scavenge Pump
2	1	031614A	SHELF, Scavenge Pump
3	7	P0001-06-003	BOLT, Hex 3/8 UNC x .75
4	7	P0040-006	WASHER, Hardened Flat 3/8
5	4	P0001-05-005	BOLT, Hex 5/16 UNC x 1.25
6	22	P0040-005	WASHER, Hardened Flat 5/16
7	6	P0003-05-000	NUT, Hex 5/16 UNC
8	6	P0001-05-004	BOLT, Hex 5/16 UNC x 1
9	1	P0302-808	MANIFOLD
9a	2	P0309-208A	ELEMENT, Filter
10	2	P0040-010	WASHER, Hardened Flat 5/8
11	2	P0001-10-032	BOLT, Hex 5/8 UNC x 8
12	1	031009A	GUARD, Solenoid
13	4	P0001-04-002	BOLT, Hex 1/4 UNC x .5
14	16	P0040-004	WASHER, Hardened Flat 1/4
15**	1	P0302-806	VALVE, Two Section
16	1	031365P	MOUNT, Two Section
17	4	P0001-05-003	BOLT, Hex 5/16 UNC x .75
18**	1	P0302-680	VALVE, 15 GPM
19	2	P0001-04-006	BOLT, Hex 1/4 UNC x 1.5
20**	1	P0302-805	VALVE, Two Section
21	1	031617P	MOUNT, Drive Valve
22	4	PM12BL-1.75-025	SCREW, Socket Head Cap M12-1.75 25MM
23	4	P0040-008	WASHER, Hardened Flat 1/2
24	4	P0001-08-005	SCREW, Hex Cap 1/2 UNC x 1.25
25*	1	031093A	ASSEMBLY, Grease/Lube
26	1	026169P	MOUNT, Gauge
27	5	P0301-146	GAUGE, 6000 PSI
28**	1	P0302-851	VALVE, 6 Way 2 Position
29	2	P0001-05-012	BOLT, Hex 5/16 UNC x 3
30	2	P0001-04-010	BOLT, Hex 1/4 UNC x 2.5
31	1	P0302-829	MANIFOLD, 4 Station
32**	1	P0302-814	VALVE, Five Section
33**	1	P0302-709	JOYSTICK
34	1	026168P	MOUNT, Joystick
35	2	P0001-04-003	BOLT, Hex 1/4 UNC x .75
36	6	PM06A-1.00-020	BOLT, Hex M6 X 20
37	1	P0302-731	LIMITER, Steering Pressure
38	2	P0001-05-010	BOLT, Hex 5/16 UNC x 2.5
39	1	P0302-706	SWITCH, Pressure 5000 PSI
40	1	P0302-530	VALVE, Shuttle
41	1	024545P	PLATE, Pressure Switch
42	1	P0300-575	FITTING, 06MORB-04FORB, ST
43	1	P0300-541	ORING, #4 OR
44	2	P0001-04-007	SCREW, Hex 1/4 UNC x 1.75
45***	1	P0302-784	VALVE, Selector
46	2	P0001-05-007	BOLT, Hex 5/16 UNC x 1.75
41*	1	027698A	KIT, Adapter LP To Series II

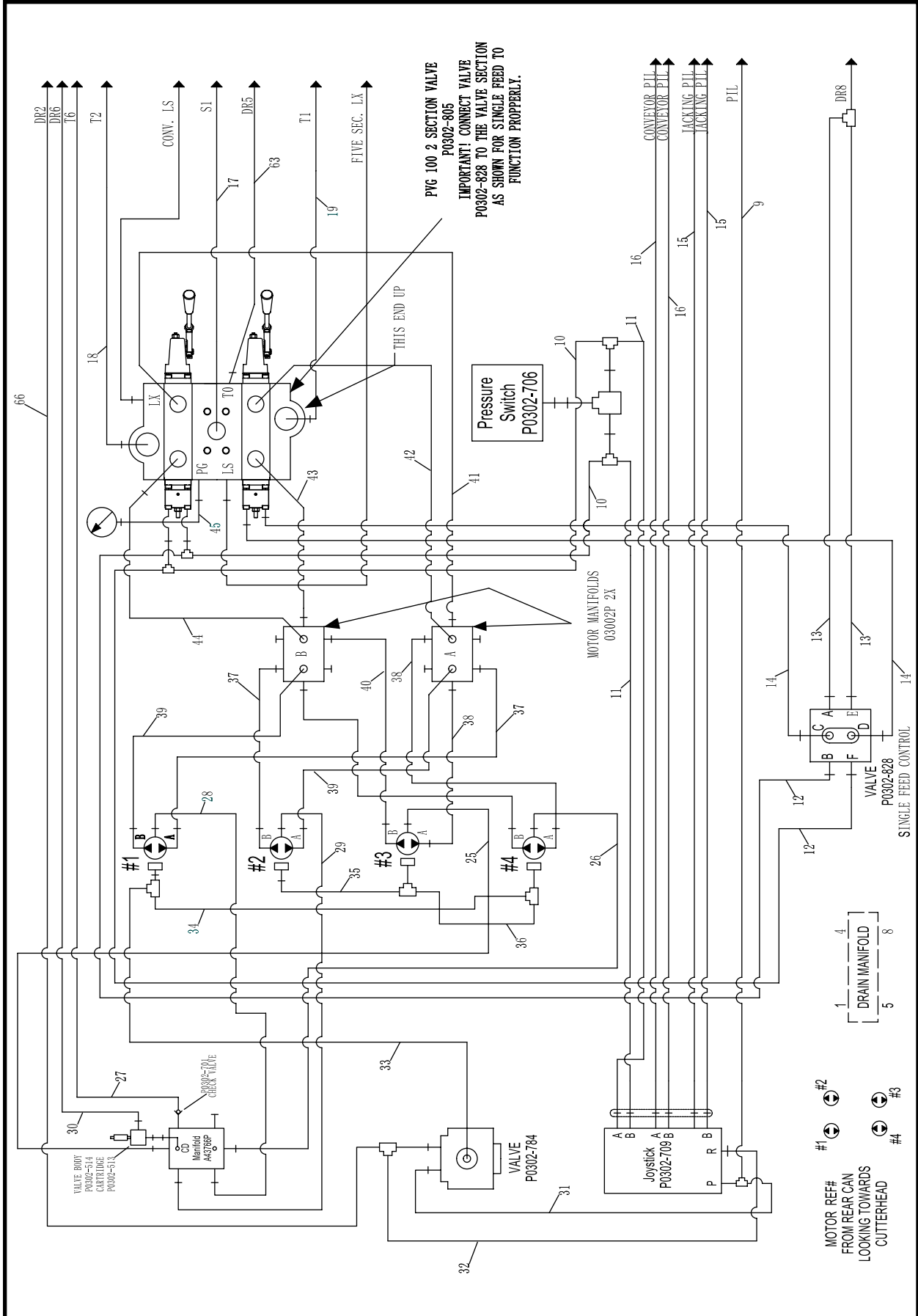
* Refer to this section for parts information.*

** Refer to Section 7, Valves for parts information.

^ Refer to Section 9, Pumps for parts information.

HOSE KIT, 031672A

TBM Series II: 48SC



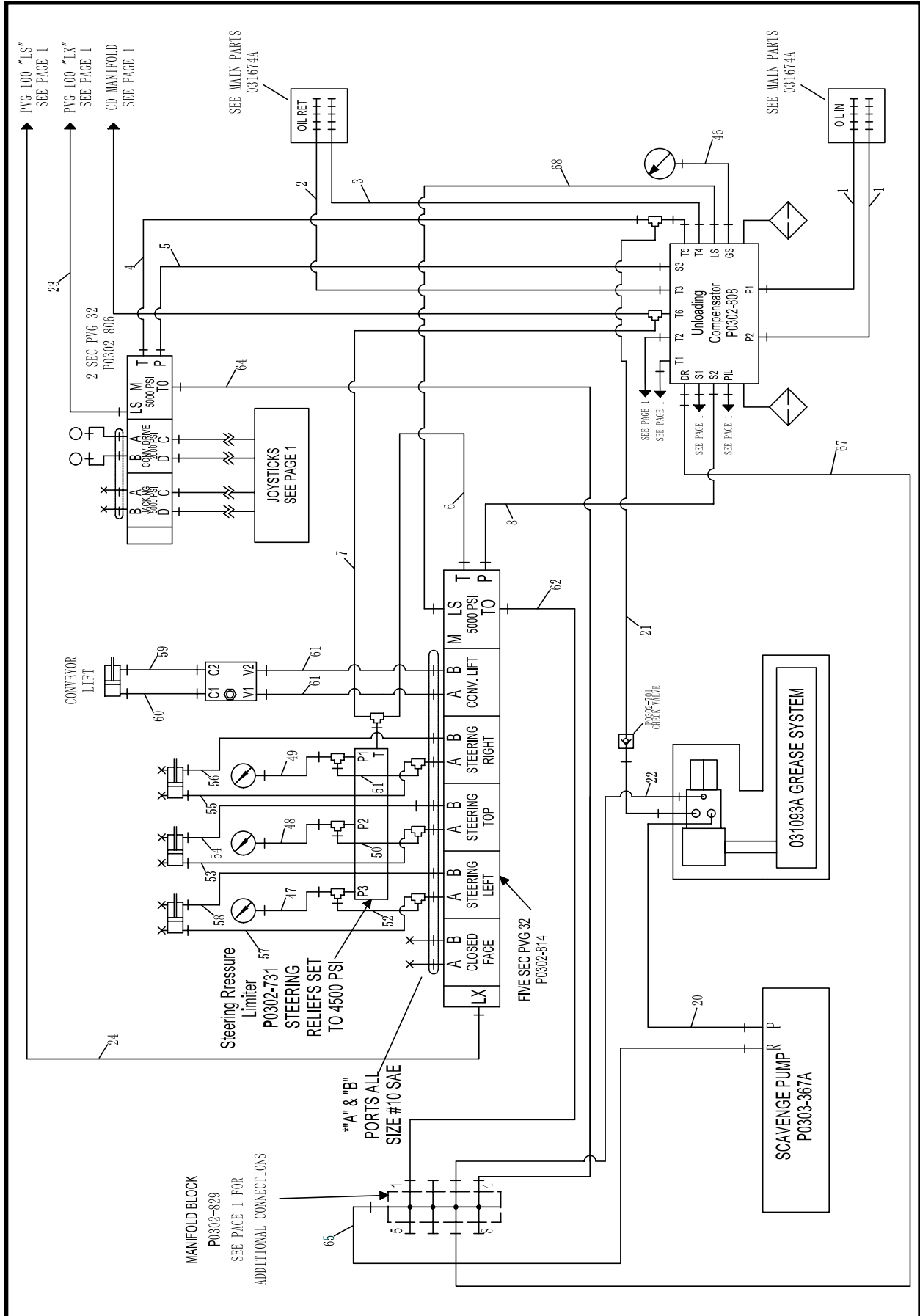
HOSE KIT, 031672A
TBM Series II: 48SC

ITEM	QTY	PART NO.	DESCRIPTION
0	1	031672A	HOSE KIT-48SC II TBM
1	2	A09972A-129	HOSE ASSEMBLY, 1 x 129
2	1	A09886A-124	HOSE ASSEMBLY, 1 x 124
3	1	A09885A-128	HOSE ASSEMBLY, 1 x 128
4	1	A09859A-034	HOSE ASSEMBLY, 3/4 x 34
5	1	A09815A-048	HOSE ASSEMBLY, 3/4 x 48
6	1	A09912A-013	HOSE ASSEMBLY, 1/2 x 13
7	1	A10491A-094	HOSE ASSEMBLY, 1/2 x 94
8	1	A09888A-070	HOSE ASSEMBLY, 1/2 x 70
9	1	A09889A-108	HOSE ASSEMBLY, 1/4 x 108
10	2	A09889A-073	HOSE ASSEMBLY, 1/4 x 73
11	2	A09891A-038	HOSE ASSEMBLY, 1/4 x 38
12	2	A09890A-041	HOSE ASSEMBLY, 1/4 x 41
13	2	A09892A-028	HOSE ASSEMBLY, 1/4 x 28
14	2	A09894A-038	HOSE ASSEMBLY, 1/4 x 38
15	2	A09889A-105	HOSE ASSEMBLY, 1/4 x 105
16	2	A09891A-105	HOSE ASSEMBLY, 1/4 x 105
17	1	A09863A-033	HOSE ASSEMBLY, 1 x 33
18	1	A10342A-025	HOSE ASSEMBLY, 1 x 25
19	1	A10369A-051	HOSE ASSEMBLY, 1 x 51
20	1	A10471A-026	HOSE ASSEMBLY, 3/8 x 26
21	1	A10312A-019	HOSE ASSEMBLY, 3/8 x 19
22	1	A09889A-020	HOSE ASSEMBLY, 1/4 x 20
23	1	A09920A-060	HOSE ASSEMBLY, 1/4 x 60
24	1	A10325A-038	HOSE ASSEMBLY, 1/4 x 38
25	1	A10079A-040	HOSE ASSEMBLY, 3/8 x 40
26	1	A10079A-070	HOSE ASSEMBLY, 3/8 x 70
27	1	A10362A-047	HOSE ASSEMBLY, 1/2 x 47
28	1	A10082A-029	HOSE ASSEMBLY, 3/8 x 29
29	1	A10079A-017	HOSE ASSEMBLY, 3/8 x 17
30	1	A10313A-060	HOSE ASSEMBLY, 3/8 x 60
31	1	A09890A-043	HOSE ASSEMBLY, 1/4 x 43
32	1	A09890A-055	HOSE ASSEMBLY, 1/4 x 55
33	1	A09899A-028	HOSE ASSEMBLY, 1/4 x 28
34	1	A09893A-044	HOSE ASSEMBLY, 1/4 x 44
35	1	A09893A-028	HOSE ASSEMBLY, 1/4 x 28
36	1	A09899A-016	HOSE ASSEMBLY, 1/4 x 16
37	2	A09881A-033	HOSE ASSEMBLY, 5/8 x 33
38	3	A09882A-024	HOSE ASSEMBLY, 5/8 x 24
39	2	A09882A-040	HOSE ASSEMBLY, 5/8 x 40
40	1	A09882A-025	HOSE ASSEMBLY, 5/8 x 25
41	1	A10467A-044	HOSE ASSEMBLY, 3/4 x 44
42	1	A10468A-042	HOSE ASSEMBLY, 3/4 x 42
43	1	A09898A-030	HOSE ASSEMBLY, 3/4 x 30
44	1	A10467A-033	HOSE ASSEMBLY, 3/4 x 33
45	1	A10325A-027	HOSE ASSEMBLY, 1/4 x 27
46	1	A10338A-041	HOSE ASSEMBLY, 1/4 x 41
47	1	A10338A-066	HOSE ASSEMBLY, 1/4 x 66
48	1	A10338A-058	HOSE ASSEMBLY, 1/4 x 58
49	1	A10338A-073	HOSE ASSEMBLY, 1/4 x 73
50	1	A10082A-026	HOSE ASSEMBLY, 3/8 x 26
51	1	A10082A-020	HOSE ASSEMBLY, 3/8 x 20
52	1	A10082A-017	HOSE ASSEMBLY, 3/8 x 17

(Continued On Next Page)

HOSE KIT, 031672A

TBM Series II: 48SC

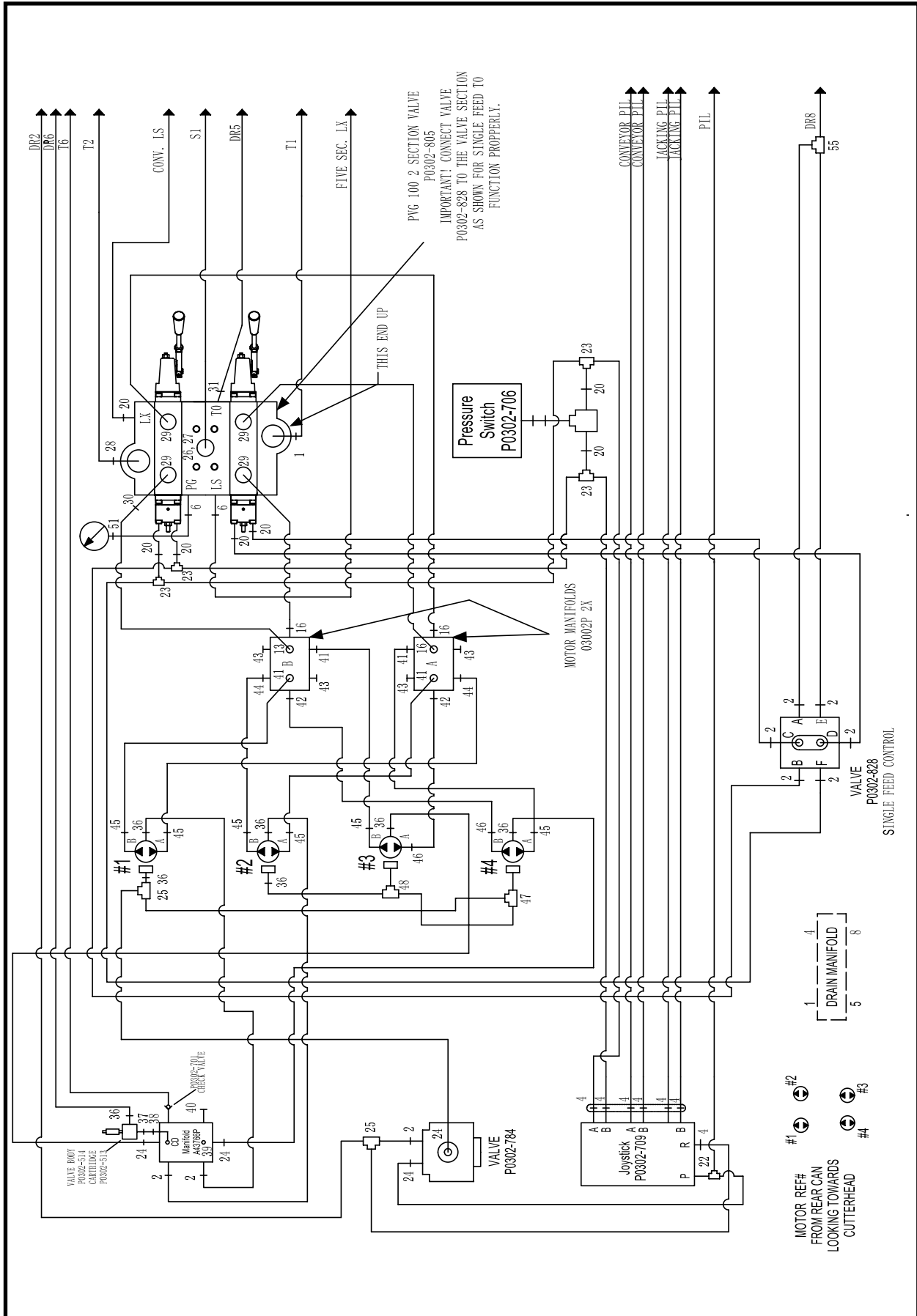


HOSE KIT, 031672A
TBM Series II: 48SC

ITEM	QTY	PART NO.	DESCRIPTION
53	1	A10079A-087	HOSE ASSEMBLY, 3/8 x 87
54	1	A10079A-090	HOSE ASSEMBLY, 3/8 x 90
55	1	A10082A-113	HOSE ASSEMBLY, 3/8 x 113
56	1	A10082A-111	HOSE ASSEMBLY, 3/8 x 111
57	1	A10079A-025	HOSE ASSEMBLY, 3/8 x 25
58	1	A10079A-016	HOSE ASSEMBLY, 3/8 x 16
59	1	A10363A-066	HOSE ASSEMBLY, 1/4 x 66
60	1	A10363A-053	HOSE ASSEMBLY, 1/4 x 53
61	2	A10327A-125	HOSE ASSEMBLY, 1/4 x 125
62	1	A09892A-098	HOSE ASSEMBLY, 1/4 x 98
63	1	A09892A-048	HOSE ASSEMBLY, 1/4 x 48
64	1	A09887A-023	HOSE ASSEMBLY, 1/4 x 23
65	1	A10079A-019	HOSE ASSEMBLY, 3/8 x 19
66	1	A10079A-072	HOSE ASSEMBLY, 3/8 x 72
67	1	A10079A-014	HOSE ASSEMBLY, 3/8 x 14
68	1	A10059A-105	HOSE ASSEMBLY, 1/4 x 105

FITTING KIT, 031673A

TBM Series II: 48SC



FITTING KIT, 031673A
TBM Series II: 48SC

ITEM	QTY	PART NO.	DESCRIPTION
0	1	031673A	FITTING KIT-48SC II TBM
1	4	P0300-450	FITTING, 16MFOR-20MB90
2	15	P0300-430	FITTING, 06MFOR-08MB
3	1	P0300-743	FITTING, 08MB-06FB
4	9	P0300-362	FITTING, 04MFOR-04MB
5	1	P0300-371	FITTING, 16MFOR-16MB90
6	5	P0300-311	FITTING, 04MFFOR-06MB90
7	1	P0300-535	FITTING, 08MFOR-08MB-08MFOR
8	2	P0300-434	FITTING, 16MFOR-16MB45
9	1	P0300-782	FITTING, 10MFFOR-16MB
10	1	P0300-374	FITTING, 16MFOR-20MB
11	1	P0300-378	FITTING, 12MFFOR-16MB
12	1	P0300-610	FITTING, 12FFOR-06MFOR
13	2	P0300-359	FITTING, 12MFOR-12MB45
14	1	P0300-588	FITTING, FS6602-12-12-12
15	1	P0300-658	FITTING, 20MB-12FB
16	5	P0300-372	FITTING, 12MFOR-12MB90
17	2	P0300-300	FITTING, 08MFOR-10MB
18	12	P0300-634	FITTING, 06MFOR-10MB
19	2	P0300-390	CAP, 06FOR-CAP
20	14	P0300-310	FITTING, 04MFOR-06MB
21	3	P0300-314	FITTING, 04MFOR-05MB
22	1	P0300-821	FITTING, 4MFFOR-4MB-4MFFOR
23	4	P0300-313	FITTING, 04MFOR-04MFOR-04FFORX
24	4	P0300-717	FITTING, 6MFFOR-8MB90
25	5	P0300-613	FITTING, 06MFOR-06FFORX-06MFOR
26	1	P0300-420	FITTING, 20SF XO
27	1	P0300-929	FITTING, 16MFFOR-20FLH90 CODE 62
28	1	P0300-687	FITTING, 16MFFOR-20MB45
29	4	P0300-899	FITTING, 12MFFOR-14MB
30	1	P0300-424	FITTING, 12MFOR-12FFORX90
31	3	P0300-429	FITTING, 06MFOR-05MB90
32	2	P0300-724	FITTING, 06MFFOR-06MBSPP
33	1	P0300-302	FITTING, 08MFOR-10MB90
34	1	P0300-902	FITTING, FITTING, 10MB-10FB90
35	1	P0300-788	FITTING, 10MB-08FB
36	13	P0300-355	FITTING, 06MFOR-06MB90
37	5	P0300-356	FITTING, 06MFOR-06MB
38	1	P0300-618	FITTING, 06FFORX-06MB90
39	7	P0300-027	FITTING, 06MB-PLUG
40	2	P0300-193	FITTING, 08MB-PLUG
41	4	P0300-383	FITTING, 10MFOR-10MB90
42	2	P0300-385	FITTING, 10MFFOR-10MB
43	4	P0300-060	FITTING, 10MB-PLUG
44	2	P0300-384	FITTING, 10MFOR-10MB45
45	6	P0300-806	FITTING, 10MFFOR-12MB45
46	2	P0300-580	FITTING, 10MFS-12MORB
47	1	P0300-376	FITTING, 06MFOR-06MFOR-06MB

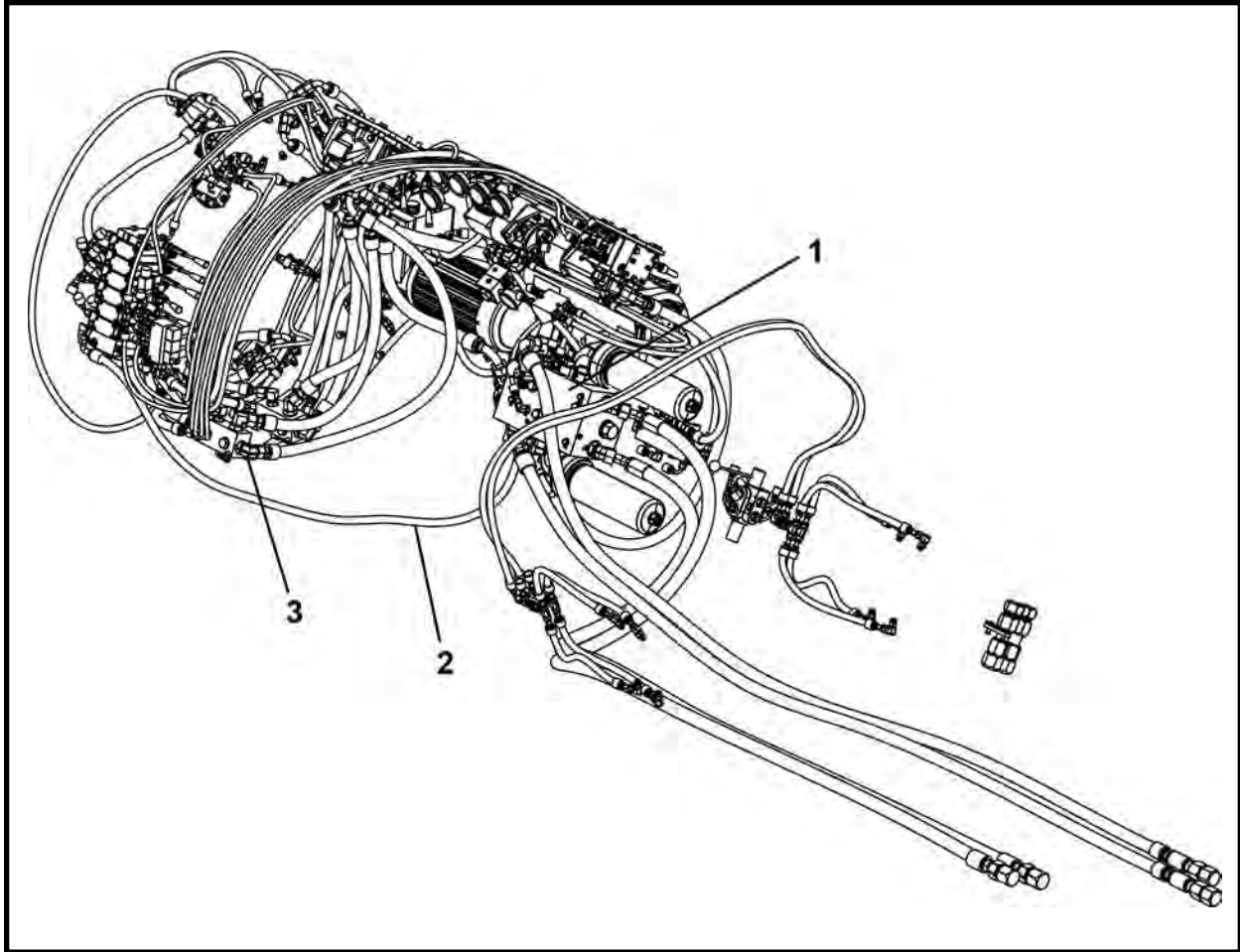
(Continued On Next Page)

FITTING KIT, 031673A
TBM Series II: 48SC

ITEM	QTY	PART NO.	DESCRIPTION
48	4	P0300-386	FITTING, 06MFOR-06MB-06MFOR
49	2	P0300-373	FITTING, 08MFOR-12MB90
50	7	P0300-603	FITTING, 06MFOR-06FFORX90
51	5	P0300-594	FITTING, 4FB-4MFFOR (SEE PDF FILE)
52	1	P0300-750	FITTING, 08MFFOR-06MB
53	1	P0300-428	FITTING, 08MFOR-08MFOR-08FFORX
54	2	P0300-042	FITTING, 06MJ-06MB90
55	1	P0300-312	FITTING, 04MFFOR-04FFORX-04MFFOR

NOTES

HYDRAULIC ASSEMBLY, 031071A
TBM Series II: 420

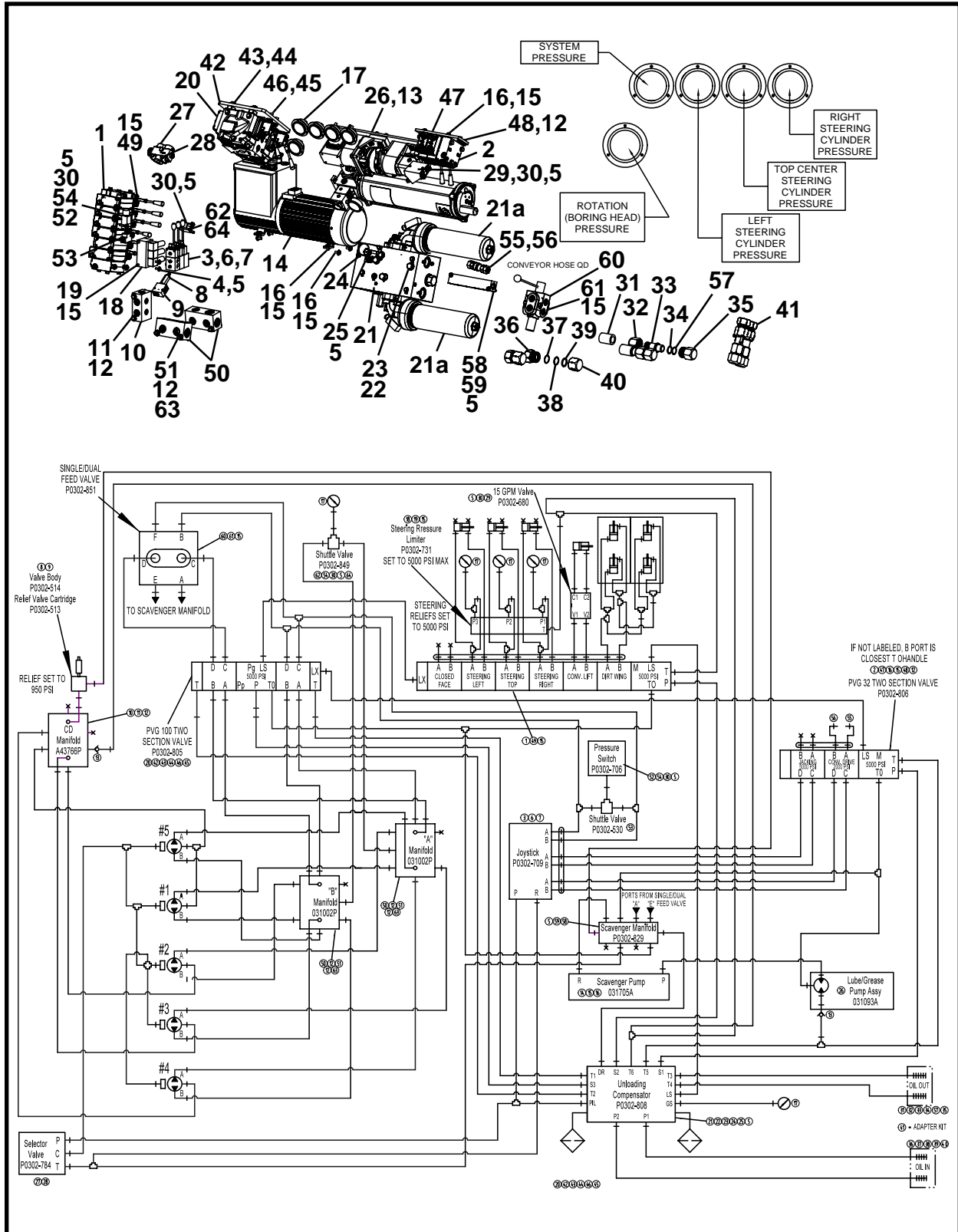


ITEM	QTY	PART NO.	DESCRIPTION
0	1	031071A	HYDRAULICS ASSEMBLY - 420 Series II
1*	1	031074A	HYDRAULIC PARTS ASSEMBLY
2*	1	031072A	KIT, Hose
3*	1	031073A	KIT, Fitting

* Refer to this section for parts information.

HYDRAULIC PARTS ASSEMBLY, 031074A

TBM Series II: 420



ITEM	QTY	PART NO.	DESCRIPTION
0	1	031074A	HYDRAULIC PARTS ASSEMBLY - 420 Series II
1**	1	P0302-815	VALVE, Six Section
2**	1	P0302-806	VALVE, Two Section
3**	1	P0302-709	JOYSTICK
4	2	P0001-04-003	BOLT, Hex 1/4 UNC x .75

(Continued On Next Page)

TBMseriesII-48sc-720pm_050158A-031074a_revE

HYDRAULIC PARTS ASSEMBLY, 031074A
TBM Series II: 420

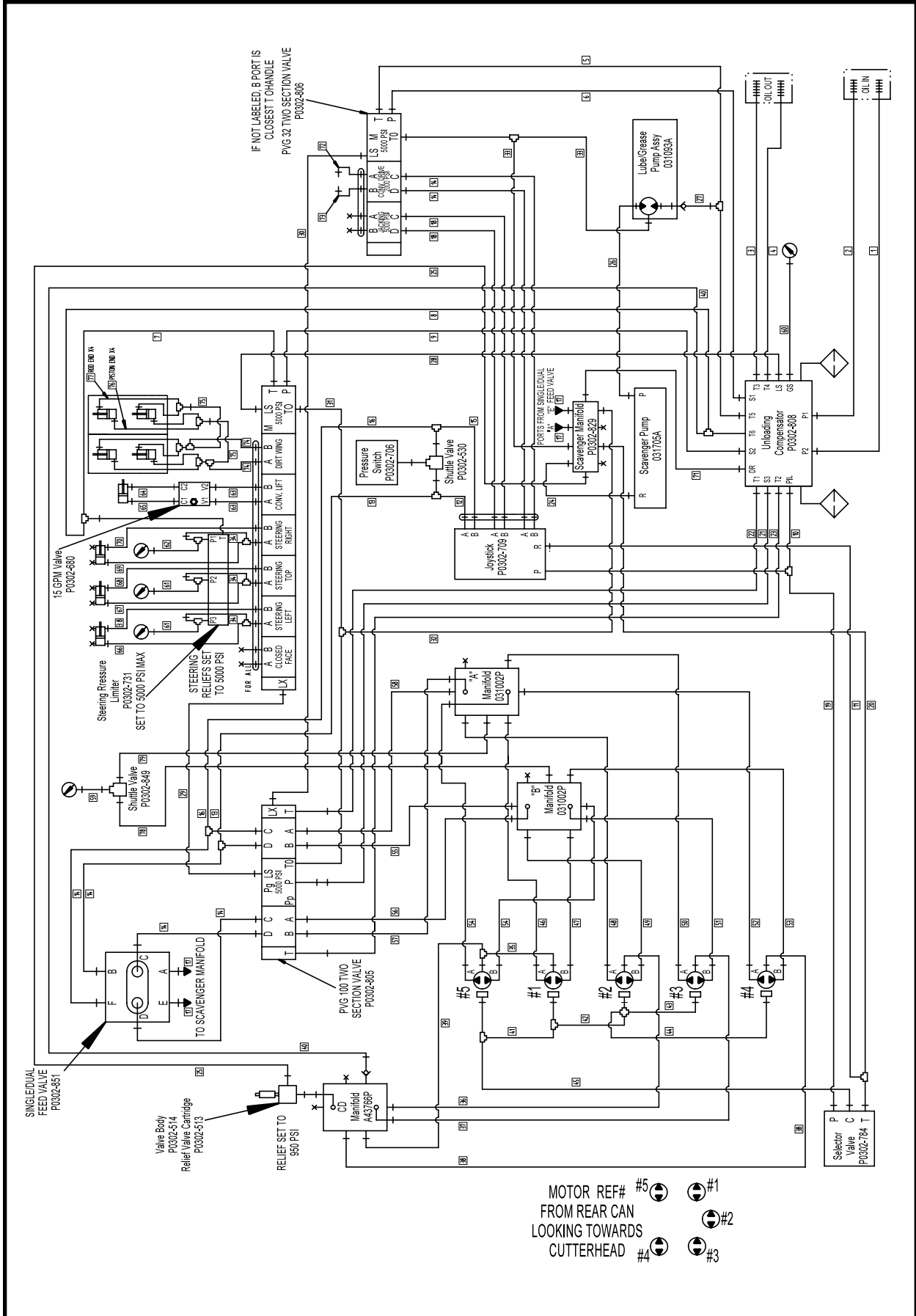
ITEM	QTY	PART NO.	DESCRIPTION
5	12	P0040-004	WASHER, Hardened Flat 1/4
6	4	PM6B-1-12	SCREW, Socket Head Cap M6 x 12
7	4	PM40-6	WASHER, Flat 6MM
8	1	P0302-513	CARTRIDGE
9	1	P0302-514	BODY, Port 3/8
10	1	A43766P	MANIFOLD, Case Drain
11	4	P0001-06-002	BOLT, Hex 3/8 UNC x .5
12	16	P0040-006	WASHER, Hardened Flat 3/8
13	2	P0302-701	CHECK VALVE
14 [^]	1	031705A	ASSEMBLY, Scavenge Pump
15	20	P0040-005	WASHER, Hardened Flat 5/16
16	12	P0001-05-003	BOLT, Hex 5/16 UNC x .75
17	5	P0301-146	GAUGE, 6000 PSI
18	1	P0302-731	LIMITER, Steering Pressure
19	2	P0001-05-010	BOLT, Hex 5/16 UNC x 2.5
20**	1	P0302-805	VALVE, Two Section
21	1	P0302-808	MANIFOLD
21a	2	P0309-208A	ELEMENT, Filter
22	2	P0040-010	WASHER, Hardened Flat 5/8
23	2	P0001-10-032	BOLT, Hex 5/8 UNC x 8
24	1	031009A	GUARD, Solenoid
25	2	P0001-04-002	BOLT, Hex 1/4 UNC x .5
26*	1	031093A	ASSEMBLY, Grease/Lube
27**	1	P0302-784	VALVE, Selector
28	2	P0001-05-007	BOLT, Hex 5/16 UNC x 1.75
29**	1	P0302-680	VALVE, 15 GPM
30	6	P0001-04-006	BOLT, Hex 1/4 UNC 1.5
31	2	P0400-005	COUPLING, Pipe 1
32	2	004901P01	COUPLER
33	2	004899P00	UNION, Coupler
34	2	P0084-123	RING, Back-Up
35	2	008146P00	CAP, Pressure Line
36	2	027673P	FITTING, Threaded HP
37	2	P0084-124	RING, Back-Up 1-1/4 ID 3/32"
38	2	P0085-124A	ORING, 90 Durometer
39	2	P0085-927	ORING
40	2	027671P	CAP, Storage High Pressure
41*	1	027698A	KIT, Adapter LP To Series II
42	1	031039P	MOUNT, Two Section
43	4	PM12A-1.75-030	BOLT, Hex PM12-1.75X30-10.9
44	4	P0040-007	WASHER, Hardened Flat 7/16
45	4	P0040-008	WASHER, Hardened Flat 1/2
46	4	P0001-08-005	SCREW, Hex Cap 1/2-13 x 1.25 YZ8
47	1	031365P	MOUNT, Two Section
48	4	P0001-06-003	BOLT, Hex 3/8 UNC x .75
49	4	P0001-05-004	BOLT, Hex 5/16 UNC x 1
50	2	031002P	MANIFOLD, Drive Motor
51	4	P0001-06-013	BOLT, Hex 3/8 UNC x 3.25
52	1	P0302-706	SWITCH, Pressure 5000 PSI
53	1	P0302-530	VALVE, Shuttle
54	2	024545P	PLATE, Pressure Switch
55	1	P0100-004A	COUPLER, Female
56	1	P0100-004B	COUPLER, Male
57	2	P0085-123	ORING
58	1	P0302-829	MANIFOLD, 4 Station
59	2	P0001-04-010	BOLT, Hex 1/4 UNC x 2.5
60**	1	P0302-851	VALVE, 6 Way 2 Position
61	2	P0001-05-012	BOLT, Hex 5/16 UNC x 3
62	1	P0302-849	VALVE, Shuttle High Pressure
63	4	P0003-06-000	NUT, Hex 3/8 UNC
64	1	032149P	MOUNT, Shuttle Valve

* Refer to this section for parts information

** Refer to Section 7, Valves for parts information.

[^] Refer to Section 9, Pumps for parts information.

HOSE KIT, 031072A TBM Series II: 420



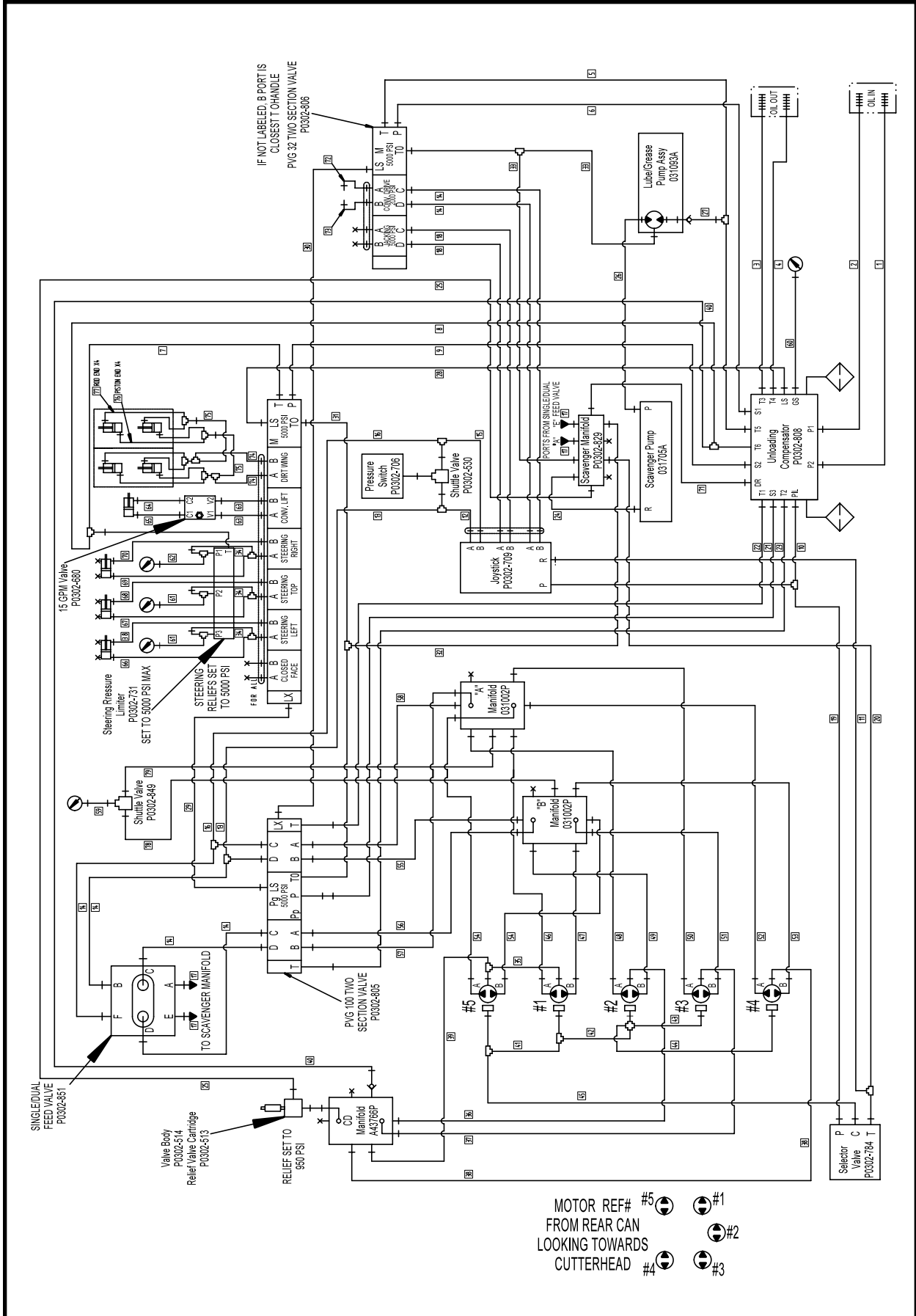
HOSE KIT, 031072A
TBM Series II: 420

ITEM	QTY	PART NO.	DESCRIPTION
0	1	031072A	HOSE KIT-420 Series II
1	1	A09972A-129	HOSE ASSEMBLY, 1 x 129
2	1	A09972A-125	HOSE ASSEMBLY, 1 x 125
3	1	A09886A-124	HOSE ASSEMBLY, 1 x 124
4	1	A09885A-128	HOSE ASSEMBLY, 1 x 128
5	1	A09859A-036	HOSE ASSEMBLY, 3/4 x 36
6	1	A10467A-065	HOSE ASSEMBLY, 3/4 x 65
7	1	A09912A-013	HOSE ASSEMBLY, 1/2 x 13
8	1	A10491A-097	HOSE ASSEMBLY, 1/2 x 97
9	1	A09888A-070	HOSE ASSEMBLY, 1/2 x 70
10	1	A09889A-105	HOSE ASSEMBLY, 1/4 x 105
11	1	A09890A-036	HOSE ASSEMBLY, 1/4 x 36
12	1	A09891A-023	HOSE ASSEMBLY, 1/4 x 23
13	1	A09891A-045	HOSE ASSEMBLY, 1/4 x 45
14	6	A09889A-093	HOSE ASSEMBLY, 1/4 x 93
15	1	A09887A-022	HOSE ASSEMBLY, 1/4 x 22
16	1	A09891A-046	HOSE ASSEMBLY, 1/4 x 46
17	2	A09889A-026	HOSE ASSEMBLY, 1/4 x 26
18	2	A09891A-093	HOSE ASSEMBLY, 1/4 x 93
19	1	A09892A-032	HOSE ASSEMBLY, 1/4 x 32
20	1	A09894A-100	HOSE ASSEMBLY, 1/4 x 100
21	1	A09896A-033	HOSE ASSEMBLY, 1 x 33
22	1	A10369A-057	HOSE ASSEMBLY, 1 x 57
23	1	A10342A-027	HOSE ASSEMBLY, 1 x 27
24	1	A10079A-044	HOSE ASSEMBLY, 3/8 x 44
25	1	A10313A-094	HOSE ASSEMBLY, 3/8 x 94
26	1	A10471A-025	HOSE ASSEMBLY, 3/8 x 25
27	1	A10312A-025	HOSE ASSEMBLY, 3/8 x 25
28	1	A10059A-105	HOSE ASSEMBLY, 1/4 x 105
29	1	A10325A-040	HOSE ASSEMBLY, 1/4 x 40
30	1	A09920A-049	HOSE ASSEMBLY, 1/4 x 49
31	1	A09893A-085	HOSE ASSEMBLY, 1/4 x 85
32	1	A09890A-063	HOSE ASSEMBLY, 1/4 x 63
33	2	A09889A-028	HOSE ASSEMBLY, 1/4 x 28
34	3	A10079A-030	HOSE ASSEMBLY, 3/8 x 30
35	1	A10079A-032	HOSE ASSEMBLY, 3/8 x 32
36	1	A10079A-046	HOSE ASSEMBLY, 3/8 x 46
37	1	A10313A-013	HOSE ASSEMBLY, 3/8 x 13
38	2	A10079A-017	HOSE ASSEMBLY, 3/8 x 17
39	1	A10079A-078	HOSE ASSEMBLY, 3/8 x 78
40	1	A09911A-055	HOSE ASSEMBLY, 1/2 x 55
41	1	A09889A-024	HOSE ASSEMBLY, 1/4 x 24
42	1	A09892A-024	HOSE ASSEMBLY, 1/4 x 24
43	1	A09894A-046	HOSE ASSEMBLY, 1/4 x 46
44	1	A09894A-069	HOSE ASSEMBLY, 1/4 x 69
45	1	A09890A-020	HOSE ASSEMBLY, 1/4 x 20
46	1	A09877A-061	HOSE ASSEMBLY, 5/8 x 61
47	1	A09877A-046	HOSE ASSEMBLY, 5/8 x 46
48	1	A09877A-042	HOSE ASSEMBLY, 5/8 x 42
49	1	A09877A-032	HOSE ASSEMBLY, 5/8 x 32
50	1	A09881A-024	HOSE ASSEMBLY, 5/8 x 24
51	1	A09877A-020	HOSE ASSEMBLY, 5/8 x 20
52	1	A09877A-019	HOSE ASSEMBLY, 5/8 x 19

(Continued On Next Page)

HOSE KIT, 031072A

TBM Series II: 420

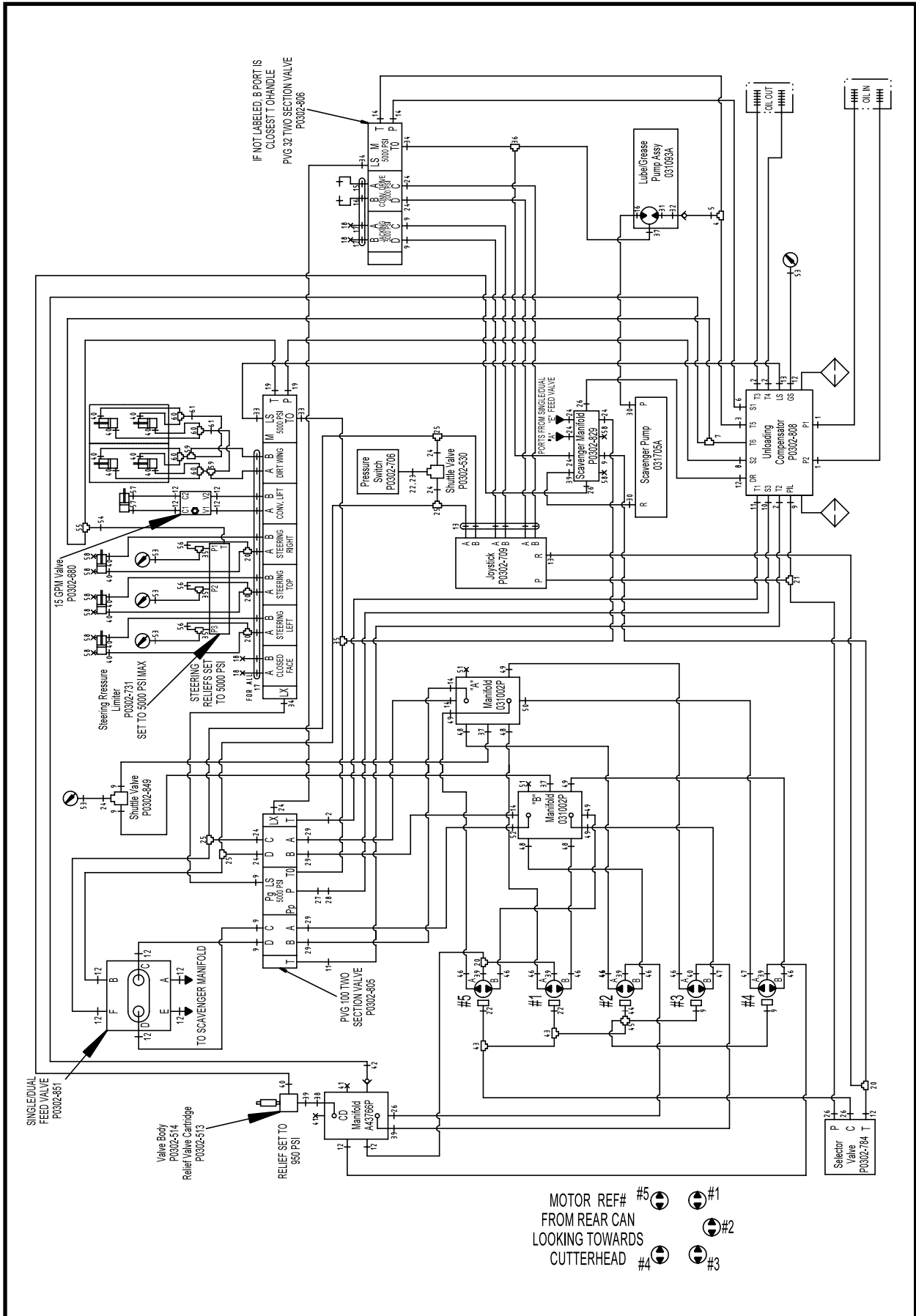


HOSE KIT, 031072A
TBM Series II: 420

ITEM	QTY	PART NO.	DESCRIPTION
53	1	A09881A-017	HOSE ASSEMBLY, 5/8 x 17
54	2	A09877A-050	HOSE ASSEMBLY, 5/8 x 50
55	1	A10468A-034	HOSE ASSEMBLY, 3/4 x 34
56	1	A10467A-031	HOSE ASSEMBLY, 3/4 x 31
57	1	A10467A-038	HOSE ASSEMBLY, 3/4 x 38
58	1	A10468A-058	HOSE ASSEMBLY, 3/4 x 58
59	1	A10325A-068	HOSE ASSEMBLY, 1/4 x 68
60	1	A10338A-043	HOSE ASSEMBLY, 1/4 x 43
61	2	A10338A-087	HOSE ASSEMBLY, 1/4 x 87
62	1	A10338A-090	HOSE ASSEMBLY, 1/4 x 90
63	2	A10327A-079	HOSE ASSEMBLY, 1/4 x 79
64	1	A10363A-048	HOSE ASSEMBLY, 1/4 x 48
65	1	A10363A-038	HOSE ASSEMBLY, 1/4 x 38
66	1	A10079A-026	HOSE ASSEMBLY, 3/8 x 26
67	1	A10079A-033	HOSE ASSEMBLY, 3/8 x 33
68	1	A10079A-028	HOSE ASSEMBLY, 3/8 x 28
69	1	A10079A-093	HOSE ASSEMBLY, 3/8 x 93
70	1	A10079A-088	HOSE ASSEMBLY, 3/8 x 88
71	1	A10313A-038	HOSE ASSEMBLY, 3/8 x 38
72	1	A09974A-039	HOSE ASSEMBLY, 1/2 x 39
73	1	A10080A-035	HOSE ASSEMBLY, 1/2 x 35
74	2	A10079A-132	HOSE ASSEMBLY, 3/8 x 132
75	2	A10079A-106	HOSE ASSEMBLY, 3/8 x 106
76	4	A10313A-019	HOSE ASSEMBLY, 3/8 x 19
77	4	A10313A-021	HOSE ASSEMBLY, 3/8 x 21
78	1	A10326A-047	HOSE ASSEMBLY, 1/4 x 47
79	1	A10326A-051	HOSE ASSEMBLY, 1/4 x 51

FITTING KIT, 031073A

TBM Series II: 420



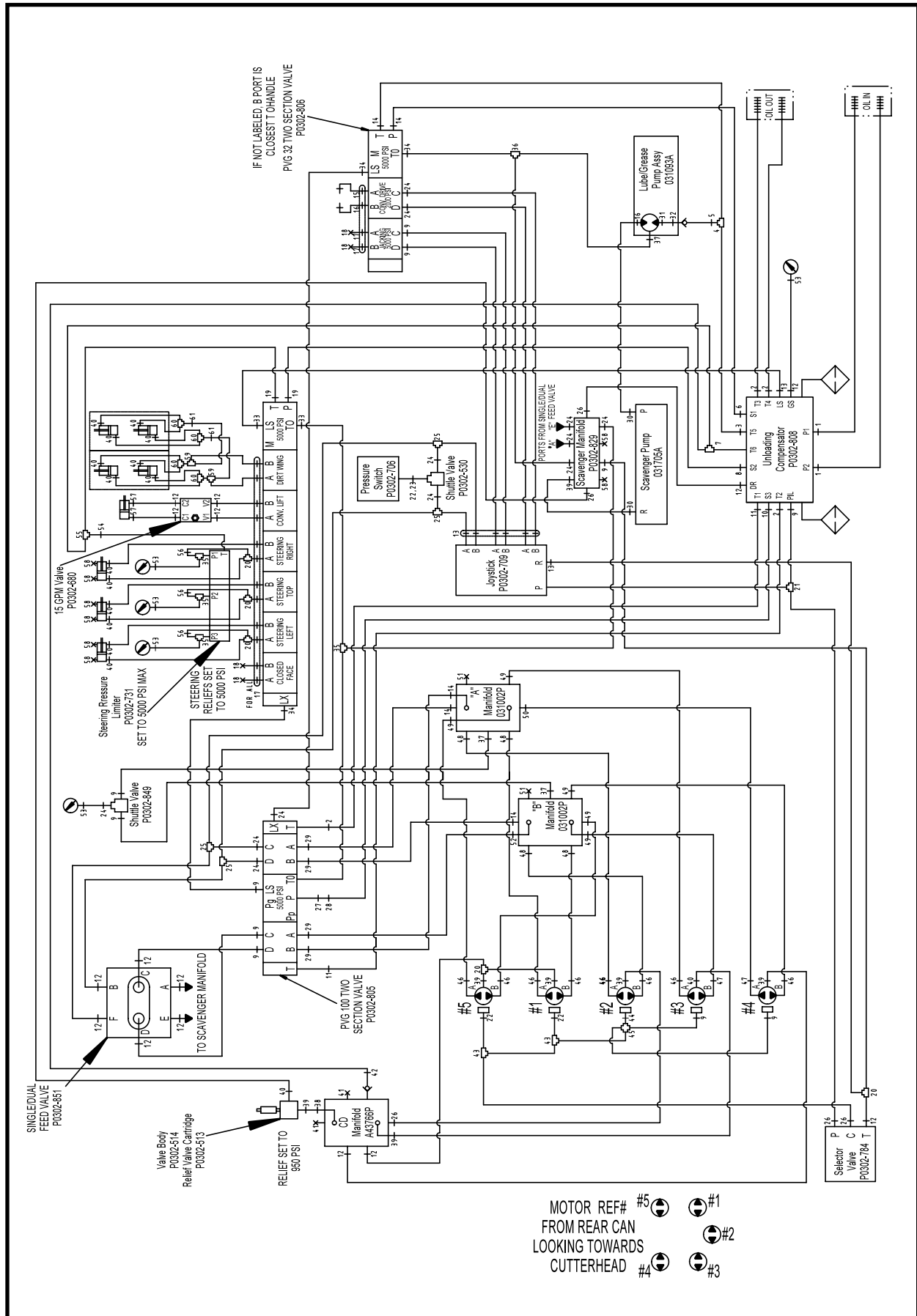
FITTING KIT, 031073A
TBM Series II: 420

ITEM	QTY	PART NO.	DESCRIPTION
0	1	031073A	FITTING KIT-420 Series II
1	2	P0300-434	FITTING, 16MFOR-16MB45
2	4	P0300-450	FITTING, 16MFOR-20MB90
3	1	P0300-765	FITTING, 12MFFOR-20MB
4	1	P0300-588	FITTING, FS6602-12-12-12
5	1	P0300-610	FITTING, 12FFOR-06MFOR
6	1	P0300-561	FITTING, 12MFFOR-16MB45
7	1	P0300-535	FITTING, 08MFOR-08MB-08MFOR
8	1	P0300-782	FITTING, 10MFFOR-16MB
9	11	P0300-311	FITTING, 04MFFOR-06MB90
10	1	P0300-371	FITTING, 16MFOR-16MB90
11	2	P0300-687	FITTING, 16MFFOR-20MB45
12	15	P0300-430	FITTING, 06MFOR-08MB
13	8	P0300-362	FITTING, 04MFOR-04MB
14	5	P0300-372	FITTING, 12MFOR-12MB90
15	1	P0300-300	FITTING, 08MFOR-10MB
16	2	P0300-302	FITTING, 08MFOR-10MB90
17	14	P0300-634	FITTING, 06MFOR-10MB
18	4	P0300-390	CAP, 06FOR-CAP
19	2	P0300-373	FITTING, 08MFOR-12MB90
20	5	P0300-613	FITTING, 06MFOR-06FFORX-06MFOR
21	1	P0300-730	FITTING, 4MFFOR-4MFFOR-4MB
22	3	P0300-575	FITTING, 06MORB-04FORB, ST
23	1	P0300-541	ORING, #4 OR
24	12	P0300-310	FITTING, 04MFOR-06MB
25	4	P0300-313	FITTING, 04MFOR-04MFOR-04FFORX
26	5	P0300-717	FITTING, 6MFFOR-8MB90
27	1	P0300-778	FITTING, FF1804-20-20
28	1	P0300-949	FLANGE, Split 20SFXO-M12
29	4	P0300-899	FITTING, 12MFFOR-14MB
30	2	P0300-724	FITTING, 06MFFOR-06MBSPP
31	1	P0300-902	FITTING, 10MB-10FB90
32	1	P0300-788	FITTING, 10MB-08FB
33	2	P0300-429	FITTING, 06MFOR-05MB90
34	3	P0300-314	FITTING, 04MFOR-05MB
35	4	P0300-386	FITTING, 06MFOR-06MB-06MFOR
36	1	P0300-312	FITTING, 04MFFOR-04FFORX-04MFFOR
37	3	P0300-427	FITTING, 04MFOR-04MB90
38	1	P0300-618	FITTING, 06FFORX-06MB90
39	7	P0300-356	FITTING, 06MFOR-06MB
40	16	P0300-355	FITTING, 06MFOR-06MB90
41	2	P0300-193	PLUG, 08MB-PLUG
42	1	P0300-317	FITTING, 08MFOR-08FFORX90
43	2	P0300-821	FITTING, 4MFFOR-4MB-4MFFOR
44	1	P0300-767	FITTING, 06FFORX-06MB
45	1	P0300-815	FITTING, 6MFFOR-6MFFOR-6MFFOR-6MFFOR
46	8	P0300-633	FITTING, 10MFFOR-12MB90
47	2	P0300-580	FITTING, 10MFS-12MORB
48	4	P0300-384	FITTING, 10MFOR-10MB45
49	5	P0300-383	FITTING, 10MFOR-10MB90
50	1	P0300-385	FITTING, 10MFFOR-10MB
51	2	P0300-060	PLUG, 10MB-PLUG
52	1	P0300-359	FITTING, 12MFOR-12MB45

(Continued On Next Page)

FITTING KIT, 031073A

TBM Series II: 420

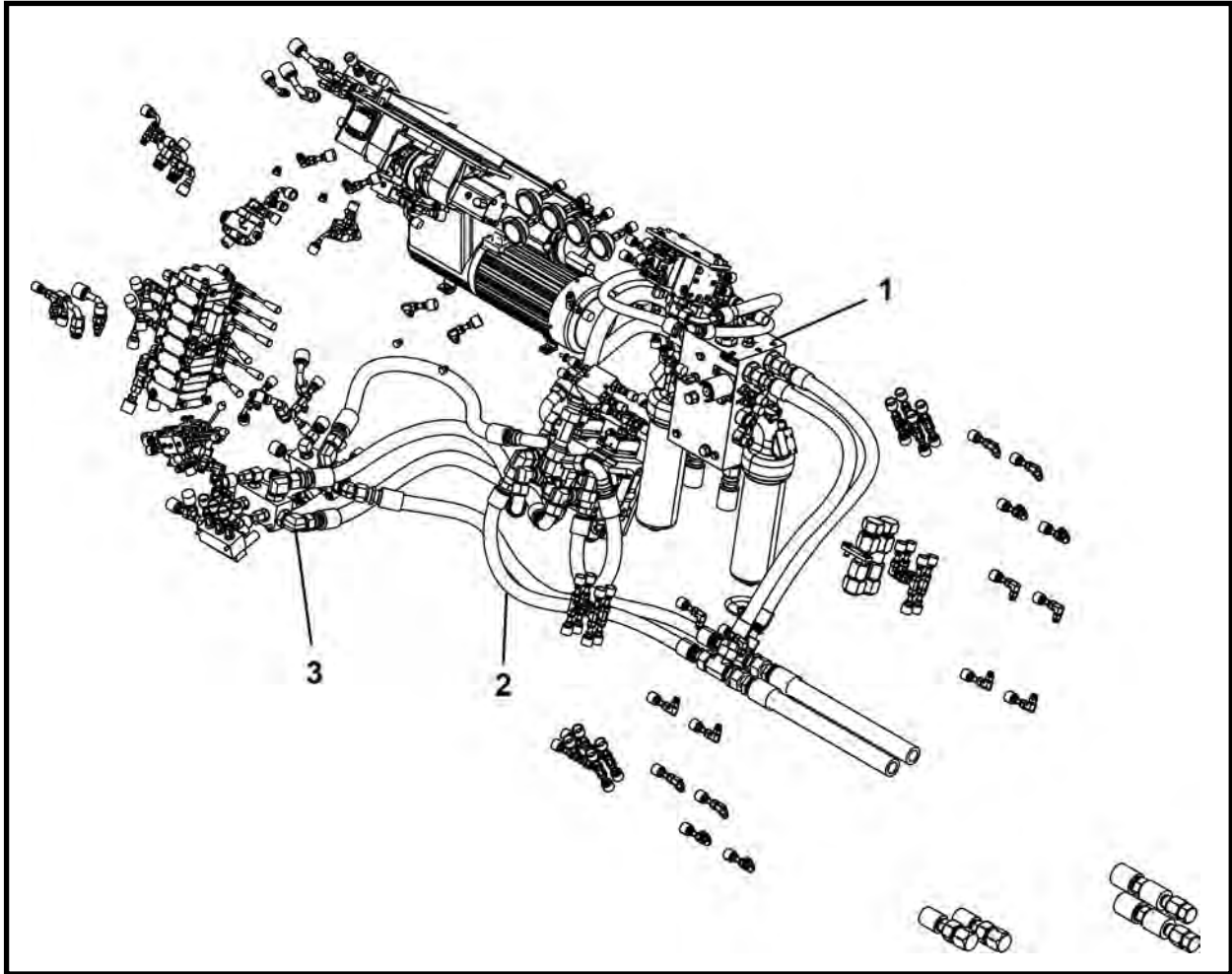


FITTING KIT, 031073A
TBM Series II: 420

ITEM	QTY	PART NO.	DESCRIPTION
53	5	P0300-594	FITTING, 4FB-4MFFOR
54	1	P0300-750	FITTING, 08MFFOR-06MB
55	1	P0300-428	FITTING, 08MFOR-08MFOR-08FFORX
56	3	P0300-603	FITTING, 06MFOR-06FFORX90
57	2	P0300-042	FITTING, 06MJ-06MB90
58	8	P0300-027	PLUG, 06MB-PLUG
59	2	P0300-791	FITTING, 06MFFOR-06MFFOR-BKHD-06MFFOR
60	4	P0300-602	FITTING, 06MFOR-06MFOR-06FFORX
61	2	P0300-766	FITTING, 06MFFOR-06MFFOR-BKDH90

NOTES

HYDRAULIC ASSEMBLY, 031701A
TBM Series II: 480



ITEM	QTY	PART NO.	DESCRIPTION
0	1	031701A	HYDRAULICS ASSEMBLY -480 Series II
1*	1	031731A	HYDRAULIC PARTS ASSEMBLY
2*	1	031729A	KIT, Hose
3*	1	031730A	KIT, Fitting

* Refer to this section for parts information.

HYDRAULIC PARTS ASSEMBLY, 031731A
TBM Series II: 480

ITEM	QTY	PART NO.	DESCRIPTION
4	4	PM6A-20-1.00	SCREW, Hex Cap M6-1.0 X 20MM 10.9
5	4	PM40-6	WASHER, Flat 6MM
6	1	P0302-513	CARTRIDGE
7	1	P0302-514	BODY, Port 3/8
8	1	A43766P	MANIFOLD, Case Drain
9	4	P0001-06-002	BOLT, Hex 3/8 UNC x.5
10	16	P0040-006	WASHER, Hardened Flat 3/8
11	1	P0302-701	CHECK VALVE
12 [^]	1	031705A	ASSEMBLY, Scavenge Pump
13	20	P0040-005	WASHER, Hardened Flat 5/16
14	12	P0001-05-003	BOLT, Hex 5/16 UNC x .75
15	5	P0301-146	GAUGE, 6000 PSI
16	1	P0302-731	LIMITER, Steering Pressure
17	2	P0001-05-010	BOLT, Hex 5/16 UNC x 2.5
18**	1	P0302-805	VALVE, Two Section
19	1	P0302-808	MANIFOLD
19a	2	P0309-208A	ELEMENT, Filter
20	2	P0040-010	WASHER, Hardened Flat 5/8
21	2	P0001-10-032	BOLT, Hex 5/8 UNC x 8
22	1	031009A	GUARD, Solenoid
23	2	P0001-04-002	BOLT, Hex 1/4 UNC x .5
24	10	P0040-004	WASHER, Hardened Flat 1/4
25*	1	031093A	ASSEMBLY, Grease/Lube
26*	1	P0302-784	VALVE, Selector
27	2	P0001-05-007	BOLT, Hex 5/16 UNC x 1.75
28**	1	P0302-680	VALVE, 15 GPM
29	6	P0001-04-006	BOLT, Hex 1/4 UNC x 1.5
30	2	P0421-012	REDUCER, 1-1/4 x 1 3K PSI
31	2	004901P01	COUPLER
32	2	004899P00	UNION, Coupler
33	2	008146P00	CAP, Pressure Line
34	2	P0084-123	RING, Back-Up
35	2	027673P	FITTING, Threaded
36	2	P0084-124	RING, Back-Up
37	2	P0085-124A	ORING, 90 Durometer
38	2	P0085-927	ORING
39	2	027671P	CAP, Storage High Pressure
40*	1	027698A	KIT, Adapter , LP to Series II
41	1	031039P	MOUNT, Valve, Two Section
42	4	PM12A-1.75-030	BOLT, Hex PM12-1.75X30-10.9
43	4	P0040-007	WASHER, Hardened Flat 7/16
44	4	P0040-008	WASHER, Hardened Flat 1/2
45	4	P0001-08-005	SCREW, Hex Cap 1/2 UNC x 1.25
46	1	031365P	MOUNT, Valve, Two Section
47	4	P0001-06-003	BOLT, Hex 3/8 UNC x .75
48	4	P0001-05-004	BOLT, Hex 5/16 UNC x 1
49	2	031748P	MANIFOLD, Drive Motor
50	4	P0001-06-013	BOLT, Hex 3/8 UNC x 3.25LT
51	1	P0302-706	SWITCH, Pressure 5000 PSI
52	1	P0302-530	VALVE, Shuttle
53	2	024545P	PLATE, Pressure Switch
54	1	P0100-004A	COUPLER, Female
55	1	P0100-004B	COUPLER, Male
56	4	P0003-06-000	NUT, Hex 3/8 UNC
57	1	P0302-810	CHECK VALVE
58	1	P0302-829	MANIFOLD, 4 Station
59	2	P0001-04-010	BOLT, Hex 1/4 UNC x 2.5
60	1	P0302-851	VALVE, Six Way Two Position
61	2	P0001-05-012	BOLT, Hex 5/16 UNC x 3
62	1	P0302-849	VALVE, Shuttle Hi Pressure
63	1	032149P	MOUNT, Shuttle Valve
64	2	P0085-123	ORING

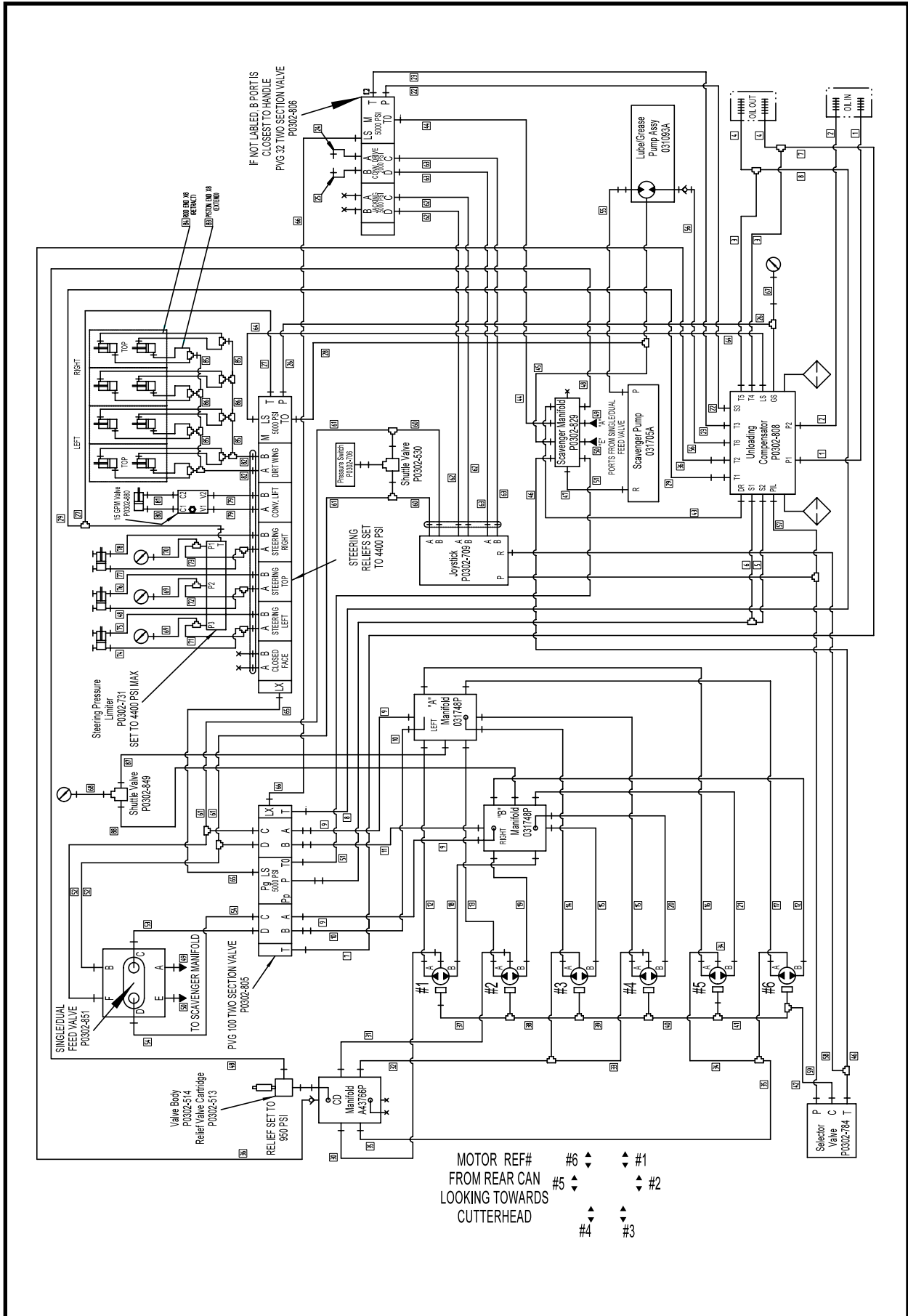
* Refer to this section for parts information

*** Refer to Section 7, Valves for parts information.

[^] Refer to Section 9, Pumps for parts information.

HOSE KIT, 031729A

TBM Series II: 480



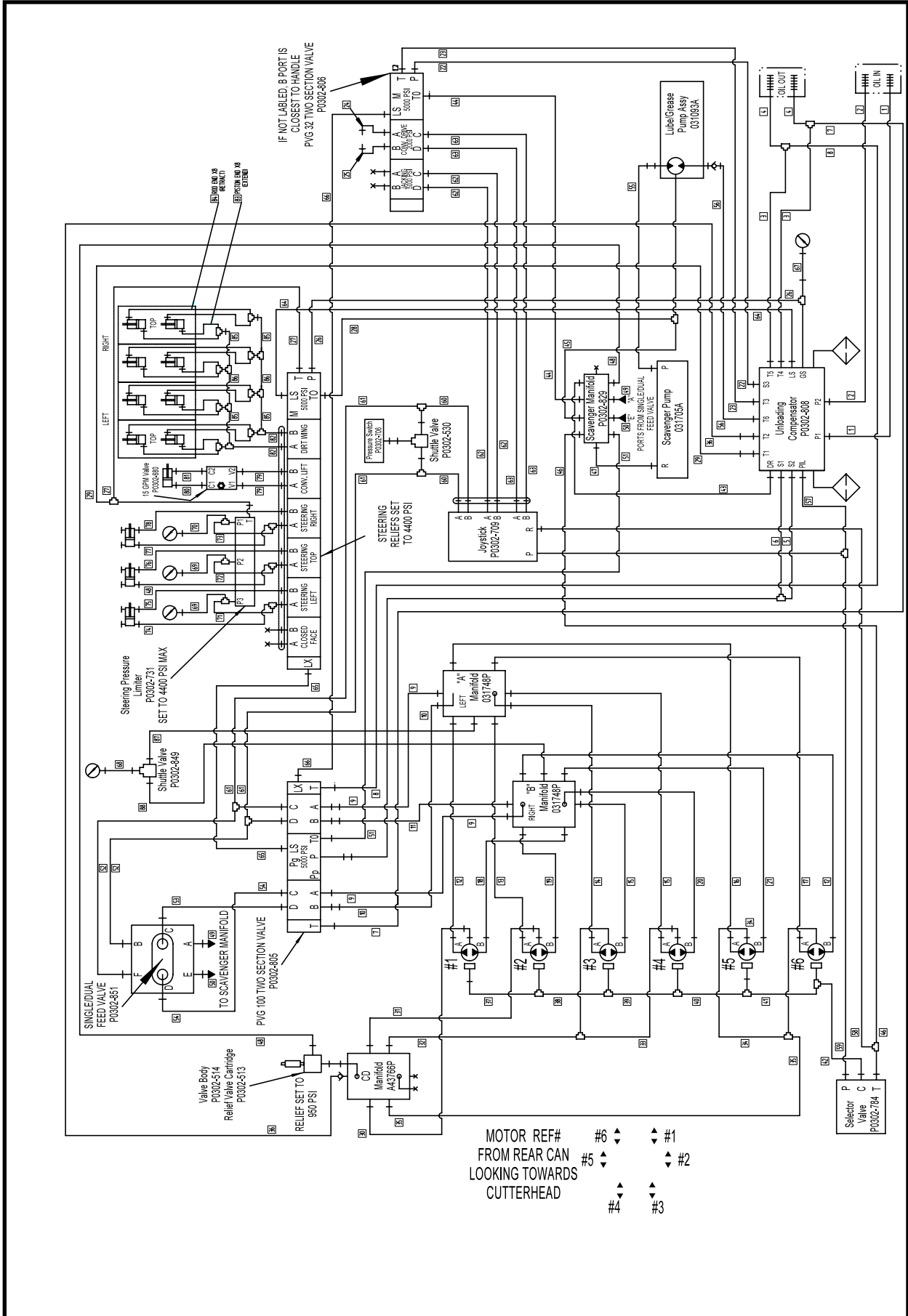
HOSE KIT, 031729A
TBM Series II: 480

ITEM	QTY	PART NO.	DESCRIPTION
0	1	031729A	HOSE KIT-480 Series II
1	1	A08536A-166	HOSE ASSEMBLY, 1 x 166
2	1	A08536A-159	HOSE ASSEMBLY, 1 x 159
3	2	A09984A-042	HOSE ASSEMBLY, 1 x 42
4	2	A10093A-120	HOSE ASSEMBLY, 1-1/4 x 120
5	1	A09897A-026	HOSE ASSEMBLY, 1 x 26
6	1	A08534A-027	HOSE ASSEMBLY, 1 x 27
7	1	A09984A-041	HOSE ASSEMBLY, 1 x 41
8	1	A09984A-031	HOSE ASSEMBLY, 1 x 31
9	2	A09865A-045	HOSE ASSEMBLY, 1 x 45
10	1	A09865A-043	HOSE ASSEMBLY, 1 x 43
11	1	A09865A-049	HOSE ASSEMBLY, 1 x 49
12	2	A09877A-088	HOSE ASSEMBLY, 5/8 x 88
13	1	A09877A-066	HOSE ASSEMBLY, 5/8 x 66
14	1	A09882A-043	HOSE ASSEMBLY, 5/8 x 43
15	2	A09877A-041	HOSE ASSEMBLY, 5/8 x 41
16	1	A09877A-058	HOSE ASSEMBLY, 5/8 x 58
17	1	A09877A-077	HOSE ASSEMBLY, 5/8 x 77
18	1	A09877A-076	HOSE ASSEMBLY, 5/8 x 76
19	1	A09877A-060	HOSE ASSEMBLY, 5/8 x 60
20	1	A09877A-048	HOSE ASSEMBLY, 5/8 x 48
21	1	A09877A-068	HOSE ASSEMBLY, 5/8 x 68
22	1	A09898A-022	HOSE ASSEMBLY, 3/4 x 22
23	1	A09859A-052	HOSE ASSEMBLY, 3/4 x 52
24	1	A09974A-052	HOSE ASSEMBLY, 1/2 x 52
25	1	A10080A-052	HOSE ASSEMBLY, 1/2 x 52
26	1	A10372A-109	HOSE ASSEMBLY, 1/2 x 109
27	1	A10491A-018	HOSE ASSEMBLY, 1/2 x 18
28	1	A09890A-081	HOSE ASSEMBLY, 1/4 x 81
29	1	A10491A-106	HOSE ASSEMBLY, 1/2 x 106
30	1	A10079A-018	HOSE ASSEMBLY, 3/8 x 18
31	1	A10079A-036	HOSE ASSEMBLY, 3/8 x 36
32	1	A10079A-046	HOSE ASSEMBLY, 3/8 x 46
33	1	A10079A-034	HOSE ASSEMBLY, 3/8 x 34
34	1	A10079A-024	HOSE ASSEMBLY, 3/8 x 24
35	1	A10079A-047	HOSE ASSEMBLY, 3/8 x 47
36	1	A09912A-059	HOSE ASSEMBLY, 1/2 x 59
37	1	A09893A-036	HOSE ASSEMBLY, 1/4 x 36
38	1	A09893A-045	HOSE ASSEMBLY, 1/4 x 45
39	1	A09893A-035	HOSE ASSEMBLY, 1/4 x 35
40	1	A09893A-050	HOSE ASSEMBLY, 1/4 x 50
41	1	A09893A-033	HOSE ASSEMBLY, 1/4 x 33
42	1	A09893A-024	HOSE ASSEMBLY, 1/4 x 24
43	1	A10313A-055	HOSE ASSEMBLY, 3/8 x 55
44	1	A09891A-040	HOSE ASSEMBLY, 1/4 x 40
45	1	A09889A-043	HOSE ASSEMBLY, 1/4 x 43
46	1	A09894A-084	HOSE ASSEMBLY, 1/4 x 84
47	1	A10079A-019	HOSE ASSEMBLY, 3/8 x 19
48	2	A10079A-059	HOSE ASSEMBLY, 3/8 x 59
49	1	A09894A-027	HOSE ASSEMBLY, 1/4 x 27
50	1	A09894A-022	HOSE ASSEMBLY, 1/4 x 22
51	1	A09887A-036	HOSE ASSEMBLY, 1/4 x 36
52	2	A09893A-023	HOSE ASSEMBLY, 1/4 x 23

(Continued On Next Page)

HOSE KIT, 031729A

TBM Series II: 480

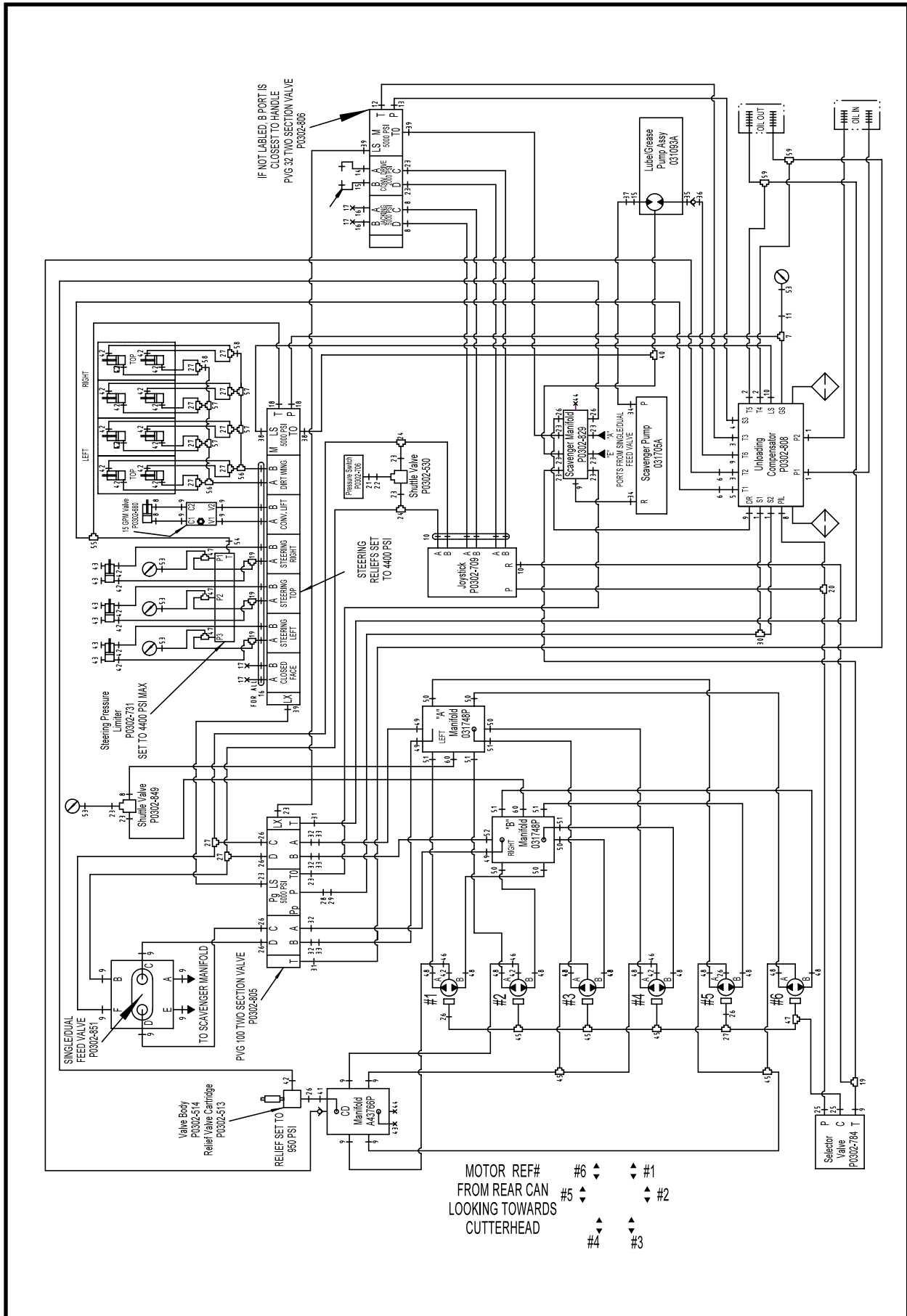


HOSE KIT, 031729A
TBM Series II: 480

ITEM	QTY	PART NO.	DESCRIPTION
53	1	A09893A-017	HOSE ASSEMBLY, 1/4 x 17
54	1	A09893A-013	HOSE ASSEMBLY, 1/4 x 13
55	1	A10082A-024	HOSE ASSEMBLY, 3/8 x 24
56	1	A10082A-048	HOSE ASSEMBLY, 3/8 x 48
57	1	A09889A-119	HOSE ASSEMBLY, 1/4 x 119
58	1	A09892A-057	HOSE ASSEMBLY, 1/4 x 57
59	1	A09890A-044	HOSE ASSEMBLY, 1/4 x 44
60	2	A09889A-027	HOSE ASSEMBLY, 1/4 x 27
61	2	A09892A-094	HOSE ASSEMBLY, 1/4 x 94
62	2	A09891A-095	HOSE ASSEMBLY, 1/4 x 95
63	2	A09889A-096	HOSE ASSEMBLY, 1/4 x 96
64	1	A10314A-135	HOSE ASSEMBLY, 1/4 x 135
65	1	A10325A-118	HOSE ASSEMBLY, 1/4 x 118
66	1	A10325A-058	HOSE ASSEMBLY, 1/4 x 58
67	1	A10325A-032	HOSE ASSEMBLY, 1/4 x 32
68	1	A10326A-054	HOSE ASSEMBLY, 1/4 x 54
69	2	A10314A-084	HOSE ASSEMBLY, 1/4 x 84
70	1	A10314A-088	HOSE ASSEMBLY, 1/4 x 88
71	1	A10079A-052	HOSE ASSEMBLY, 3/8 x 52
72	1	A10079A-048	HOSE ASSEMBLY, 3/8 x 48
73	1	A10079A-044	HOSE ASSEMBLY, 3/8 x 44
74	1	A10079A-033	HOSE ASSEMBLY, 3/8 x 33
75	1	A10079A-030	HOSE ASSEMBLY, 3/8 x 30
76	1	A10079A-085	HOSE ASSEMBLY, 3/8 x 85
77	1	A10079A-104	HOSE ASSEMBLY, 3/8 x 104
78	1	A10079A-118	HOSE ASSEMBLY, 3/8 x 118
79	2	A10327A-110	HOSE ASSEMBLY, 1/4 x 110
80	1	A10059A-073	HOSE ASSEMBLY, 1/4 x 73
81	1	A10059A-085	HOSE ASSEMBLY, 1/4 x 85
82	2	A10079A-088	HOSE ASSEMBLY, 3/8 x 88
83	8	A10313A-019	HOSE ASSEMBLY, 3/8 x 19
84	8	A10313A-025	HOSE ASSEMBLY, 3/8 x 25
85	4	A10313A-021	HOSE ASSEMBLY, 3/8 x 21
86	2	A10313A-080	HOSE ASSEMBLY, 3/8 x 80
87	1	A10326A-058	HOSE ASSEMBLY, 1/4 x 58
88	1	A10325A-054	HOSE ASSEMBLY, 1/4 x 54

FITTING KIT, 031730A

TBM Series II: 480



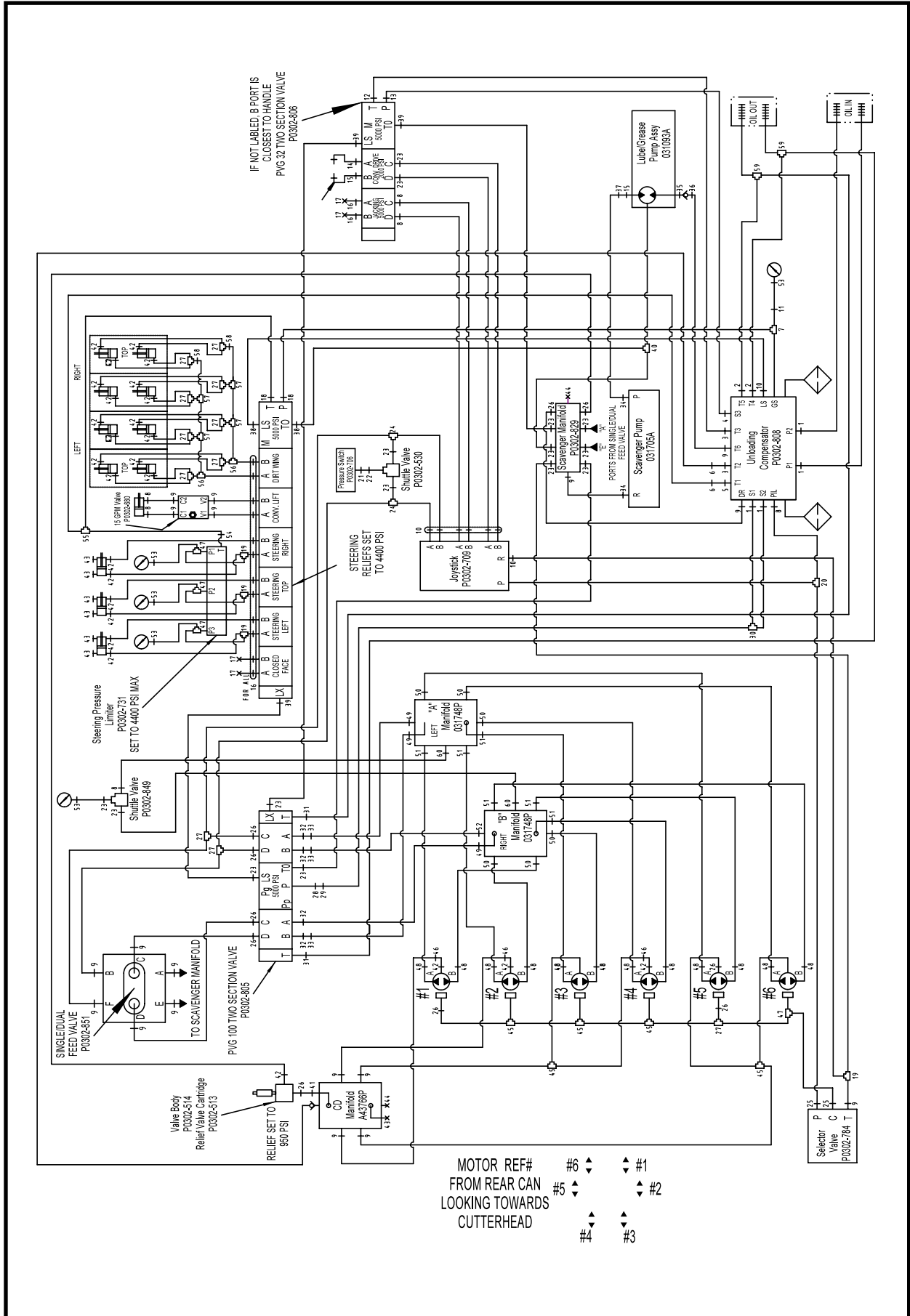
FITTING KIT, 031730A
TBM Series II: 480

ITEM	QTY	PART NO.	DESCRIPTION
0	1	031730A	FITTING KIT-480 Series II
1	4	P0300-319	FITTING, 16MFFOR-16MB
2	2	P0300-374	FITTING, 16MFOR-20MB
3	2	P0300-765	FITTING, 12MFFOR-20MB
4	1	P0300-561	FITTING, 12MFFOR-16MB45
5	1	P0300-608	FITTING, 12MFFOR-20MB90
6	2	P0300-622	FITTING, 12FFOR-08MFOR
7	1	P0300-535	FITTING, 08MFOR-08MB-08MFOR
8	6	P0300-311	FITTING, 04MFFOR-06MB90
9	18	P0300-430	FITTING, 06MFOR-08MB
10	8	P0300-362	FITTING, 04MFOR-04MB
11	1	P0300-395	FITTING, 08FFOR-04MFOR
12	1	P0300-329	FITTING, 12MFFOR-12MB
13	1	P0300-372	FITTING, 12MFOR-12MB90
14	1	P0300-300	FITTING, 08MFOR-10MB
15	2	P0300-302	FITTING, 08MFOR-10MB90
16	14	P0300-634	FITTING, 06MFOR-10MB
17	4	P0300-390	CAP, 06FOR-CAP
18	2	P0300-373	FITTING, 08MFOR-12MB90
19	4	P0300-613	FITTING, 06MFOR-06FFORX-06MFOR
20	1	P0300-730	FITTING, 4MFFOR-4MFFOR-4MB
21	1	P0300-575	FITTING, 06MORB-04FORB, ST
22	1	P0300-541	ORING, #4 OR
23	15	P0300-310	FITTING, 04MFOR-06MB
24	2	P0300-313	FITTING, 04MFOR-04MFOR-04FFORX
25	2	P0300-717	FITTING, 6MFFOR-8MB90
26	10	P0300-356	FITTING, 06MFOR-06MB
27	11	P0300-602	FITTING, 06MFOR-06MFOR-06FFORX
28	1	P0300-949	FLANGE, Split 20SFXO-M12
29	1	P0300-778	FITTING, FF1804-20-20
30	1	P0300-551	FITTING, 20MFFOR-20FFORX-20MFFOR
31	2	P0300-450	FITTING, 16MFOR-20MB90
32	4	P0300-921	FITTING, 16MFFOR-14MB
33	3	P0300-668	FITTING, 16MFFOR-16FFORX90
34	2	P0300-724	FITTING, 06MFFOR-06MBSPP
35	1	P0300-902	FITTING, 10MB-10FB90
36	1	P0300-619	FITTING, 10FFOR-06MFOR
37	1	P0300-600	FITTING, 08FFS-06MFS
38	2	P0300-429	FITTING, 06MFOR-05MB90
39	3	P0300-314	FITTING, 04MFOR-05MB
40	1	P0300-821	FITTING, 4MFFOR-4MB-4MFFOR
41	1	P0300-618	FITTING, 06FFORX-06MB90
42	26	P0300-355	FITTING, 06MFOR-06MB90
43	7	P0300-027	PLUG, 06MB-PLUG
44	2	P0300-193	PLUG, 08MB-PLUG
45	5	P0300-376	FITTING, 06MFOR-06MFOR-06MB
46	3	P0300-603	FITTING, 06MFOR-06FFORX90
47	4	P0300-386	FITTING, 06MFOR-06MB-06MFOR
48	12	P0300-580	FITTING, 10MFS-12MORB

(Continued On Next Page)

FITTING KIT, 031730A

TBM Series II: 480

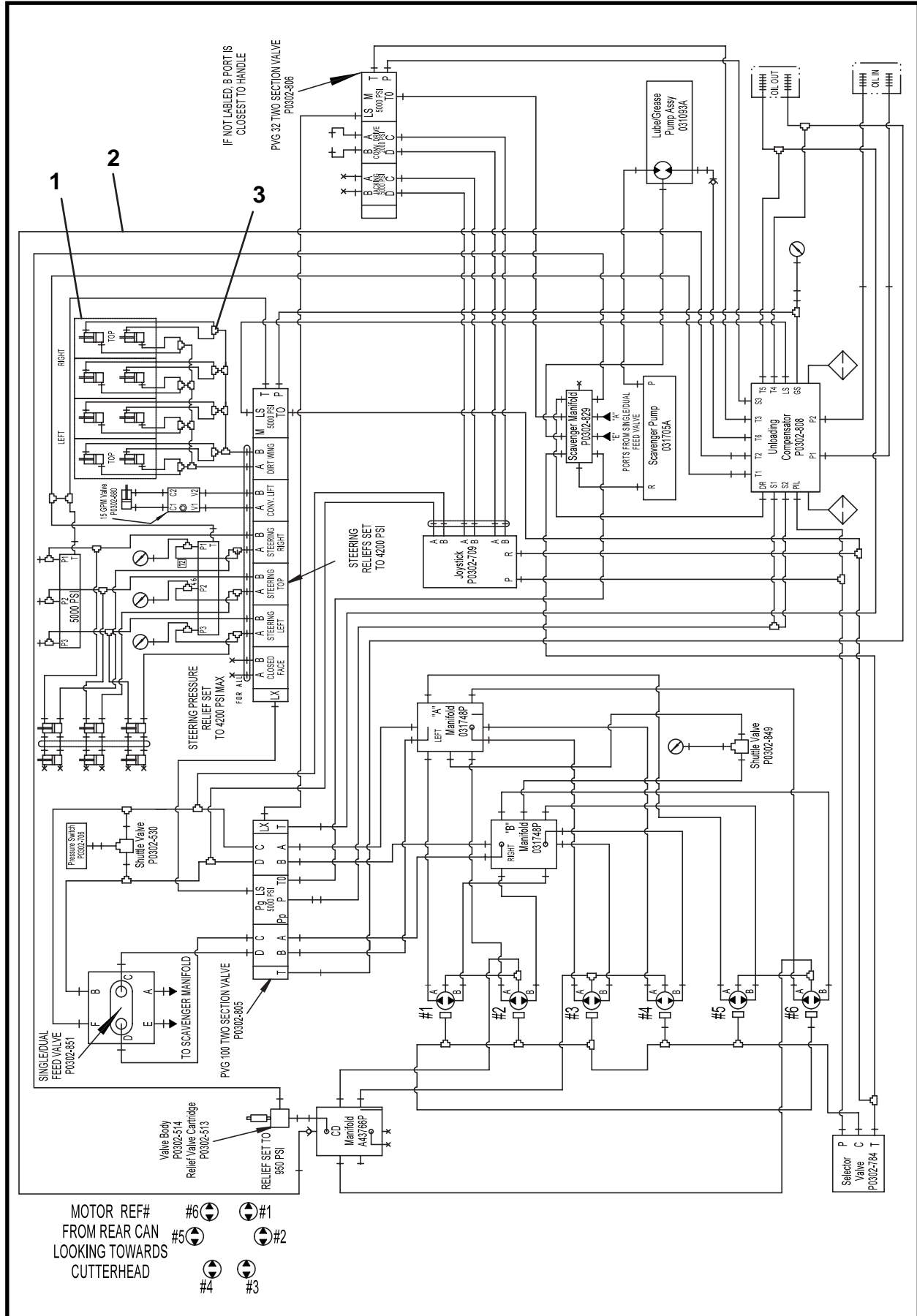


FITTING KIT, 031730A
TBM Series II: 480

ITEM	QTY	PART NO.	DESCRIPTION
49	3	P0300-371	FITTING, 16MFOR-16MB90
50	6	P0300-385	FITTING, 10MFFOR-10MB
51	6	P0300-383	FITTING, 10MFOR-10MB90
52	1	P0300-434	FITTING, 16MFOR-16MB45
53	5	P0300-594	FITTING, 4FB-4MFFOR
54	1	P0300-750	FITTING, 08MFFOR-06MB
55	1	P0300-318	FITTING, 08MFOR-08FFORX-08MFOR
56	2	P0300-791	FITTING, 06MFFOR-06MFFOR-BKHD-06MFFOR
57	4	P0300-814	TEE, Bulkhead
58	2	P0300-766	FITTING, 06MFFOR-06MFFOR-BKDH90
59	2	P0300-928	FITTING, 20MFFOR-20MFFOR-BKHD-20MFFOR
60	2	P0300-427	FITTING, 04MFOR-04MB90

HYDRAULIC ASSEMBLY, 031801A

TBM Series II: 540



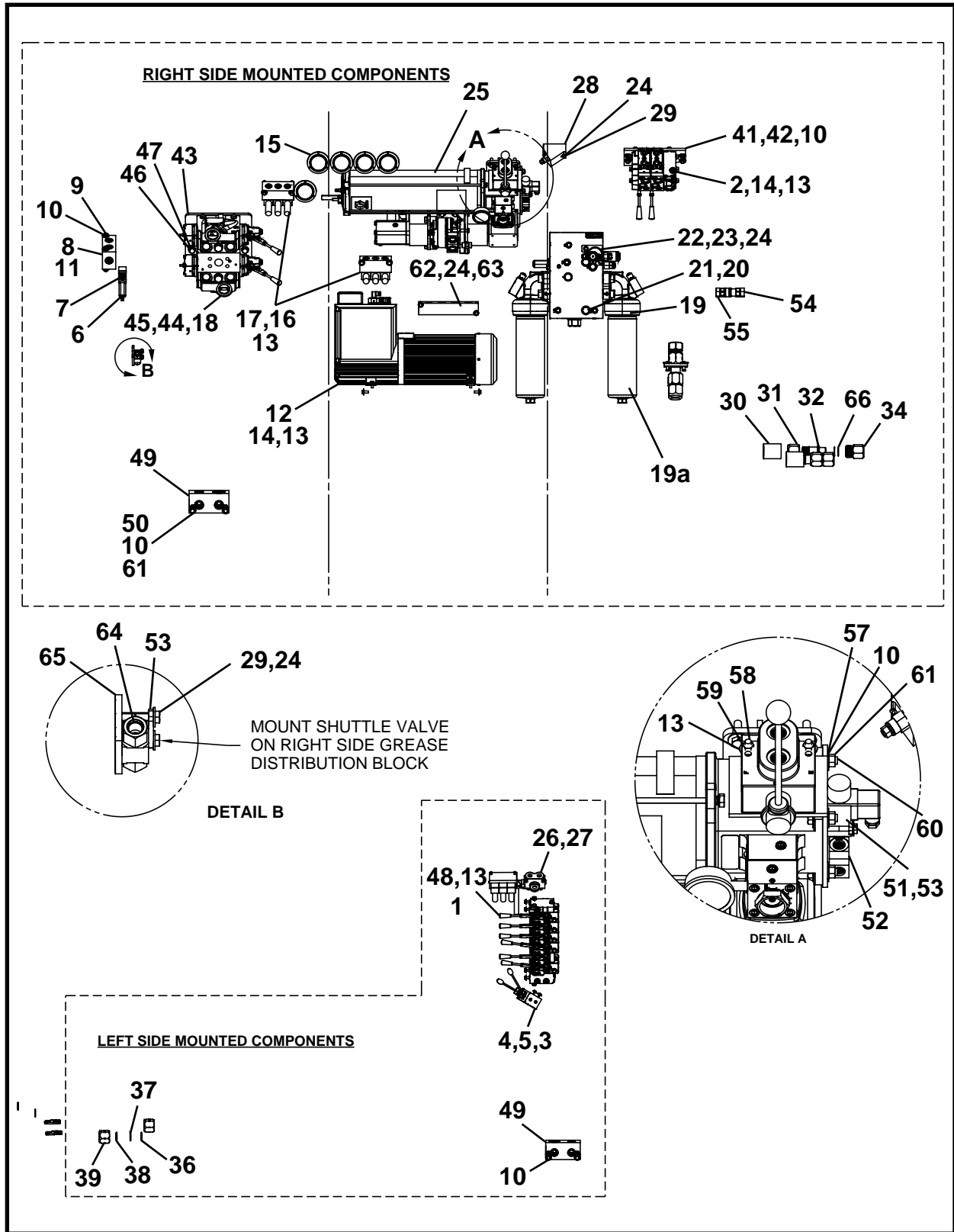
HYDRAULIC ASSEMBLY, 031801A
TBM Series II: 540

ITEM	QTY	PART NO.	DESCRIPTION
0	1	031801A	HYDRAULICS ASSEMBLY-540 Series II
1*	1	031831A	HYDRAULIC PARTS ASSEMBLY
2*	1	031829A	KIT, Hose
3*	1	031830A	KIT, Fitting

* Refer to this section for parts information.

HYDRAULIC PARTS ASSEMBLY, 031831A

TBM Series II: 540



ITEM	QTY	PART NO.	DESCRIPTION
0	1	031831A	HYDRAULIC PARTS ASSEMBLY
1**	1	P0302-815	VALVE, Six Section
2**	1	P0302-806	VALVE, Two Section
3**	1	P0302-709	JOYSTICK
4	4	PM6A-20-1.00	SCREW, Hex Cap M6-1.0 x 20MM H 10.9
5	4	PM40-6	WASHER, Flat 6MM

HYDRAULIC PARTS ASSEMBLY, 031831A
TBM Series II: 540

ITEM	QTY	PART NO.	DESCRIPTION
6	1	P0302-513	CARTRIDGE
7	1	P0302-514	BODY, Port 3/8
8	1	A43766P	MANIFOLD, Case Drain
9	4	P0001-06-002	BOLT, Hex 3/8 UNC x .5
10	24	P0040-006	WASHER, Hardened Flat 3/8
11	2	P0302-701	CHECK VALVE
12 [^]	1	031705A	ASSEMBLY, Scavenge Pump
13	24	P0040-005	WASHER, Hardened Flat 5/16
14	12	P0001-05-003	BOLT, Hex 5/16 UNC x .75
15	5	P0301-146	GAUGE, 6000 PSI
16	1	P0302-731	LIMITER, Steering Pressure
17	4	P0001-05-010	BOLT, Hex 5/16 UNC x 2.5
18 ^{**}	1	P0302-805	VALVE, Two Section
19	1	P0302-808	MANIFOLD
19a	2	P0309-208A	ELEMENT, Filter
20	2	P0040-010	WASHER, Hardened Flat 5/8
21	2	P0001-10-032	BOLT, Hex 5/8 UNC x 8
22	1	031009A	GUARD, Solenoid
23	2	P0001-04-002	BOLT, Hex 1/4 UNC x .5
24	10	P0040-004	WASHER, Hardened Flat 1/4
25 [*]	1	031093A	ASSEMBLY, Grease/Lube
26 ^{**}	1	P0302-784	VALVE, Selector
27	2	P0001-05-007	BOLT, Hex 5/16 UNC x 1.75
28 ^{**}	1	P0302-680	VALVE, 15 GPM
29	6	P0001-04-006	BOLT, Hex 1/4 UNC x 1.5
30	2	P0421-012	COUPLER, Reducer 1-1/4 x 1
31	2	004901P01	COUPLER
32	2	004899P00	UNION, Coupler
33	2	P0084-123	ORING
34	2	008146P00	CAP, Pressure Line
35	2	027673P	FITTING, Threaded
36	2	P0084-124	RING, Backup 1-1/4 ID 3/32
37	2	P0085-124A	ORING, 90 Durometer
38	2	P0085-927	ORING
39	2	027671P	CAP, Storage High Pressure
40 [*]	1	027698A	KIT, Adapter LP To Series II
41	1	031365P	MOUNT, Two Section Valve
42	4	P0001-06-003	BOLT, Hex 3/8 UNC x .75
43	1	031039P	MOUNT, Two Section Valve
44	4	PM12A-1.75-030	SCREW, Hex PM12-1.75 x 30 10.9
45	4	P0040-007	WASHER, Hardened Flat 7/16
46	4	P0040-008	WASHER, Hardened Flat 1/2
47	4	P0001-08-005	SCREW, Hex Cap 1/2 UNC x 1.25
48	4	P0001-05-004	BOLT, Hex 5/16 UNC x 1
49	2	031748P	MANIFOLD, Drive Motor
50	4	P0001-06-013	BOLT, Hex 3/8 UNC x 3.25
51	1	P0302-706	SWITCH, Pressure 5000 PSI
52	1	P0302-530	VALVE, Shuttle
53	2	024545P	PLATE, Pressure Switch
54	1	P0100-004A	COUPLER, Female
55	1	P0100-004B	COUPLER, Male
56 ^{**}	1	P0302-851	VALVE, 6 Way 2 Position
57	1	031845A	BRACKET, Single Feed Valve
58	2	P0001-05-012	BOLT, Hex 5/16 UNC x 3
59	2	P0003-05-000	NUT, Hex 5/16 UNC
60	4	P0001-06-005	BOLT, Hex 3/8 UNC x 1.25
61	8	P0003-06-000	NUT, Hex 3/8 UNC
62	1	P0302-829	MANIFOLD, 4 Station
63	2	P0001-04-010	BOLT, Hex 1/4 UNC x 2.5
64	1	P0302-849	VALVE, Shuttle High Pressure
65	1	032149P	MOUNT, Shuttle Valve
66	2	P0085-123	ORING

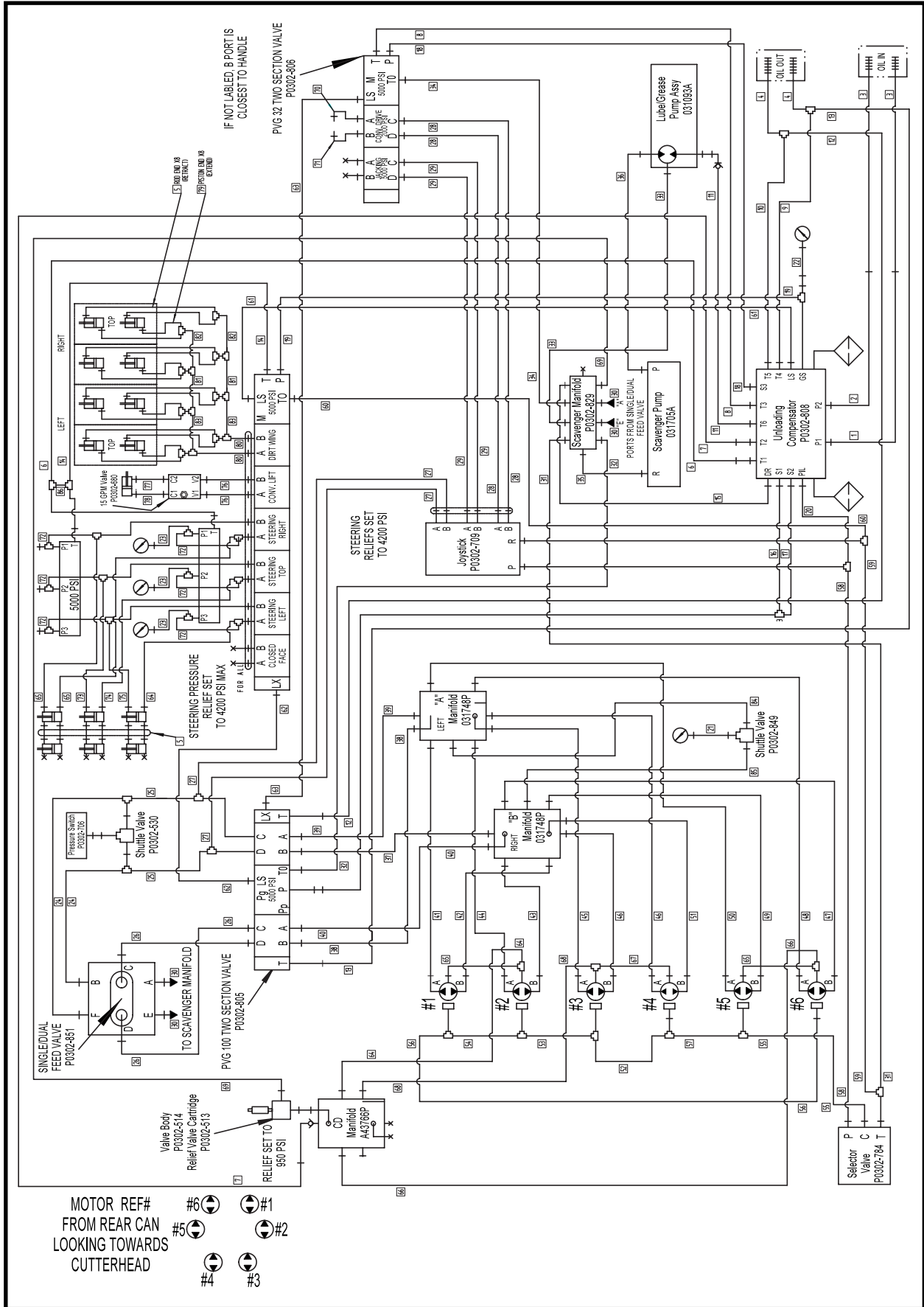
* Refer to this section for parts information

** Refer to Section 7, Valves for parts information.

[^] Refer to Section 9, Pumps for parts information.

HOSE KIT, 031829A

TBM Series II: 540



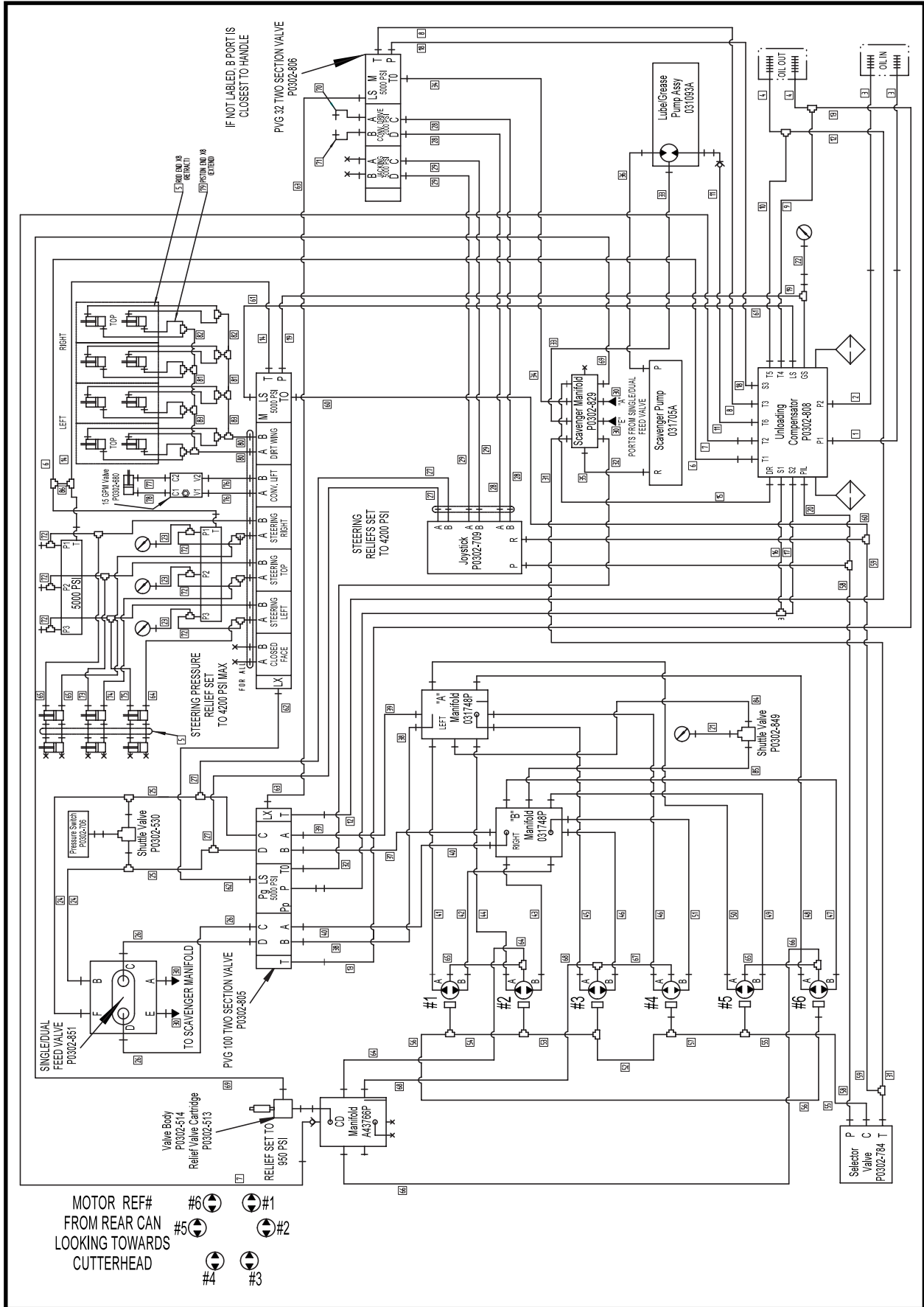
HOSE KIT, 031829A
TBM Series II: 540

ITEM	QTY	PART NO.	DESCRIPTION
0	1	031829A	HOSE KIT-540 Series II
1	1	A08546A-077	HOSE ASSEMBLY, 1-1/4 x 77
2	1	A09989A-077	HOSE ASSEMBLY, 1-1/4 x 77
3	2	A09850A-100	HOSE ASSEMBLY, 1-1/4 x 100
4	2	A10094A-100	HOSE ASSEMBLY, 1-1/4 x 100
5	14	A10313A-024	HOSE ASSEMBLY, 3/8 x 24
6	1	A10491A-028	HOSE ASSEMBLY, 1/2 x 28
7	1	A09977A-077	HOSE ASSEMBLY, 1/4 x 77
8	1	A09859A-040	HOSE ASSEMBLY, 3/4 x 40
9	1	A09846A-040	HOSE ASSEMBLY, 1 x 40
10	1	A09846A-036	HOSE ASSEMBLY, 1 x 36
11	1	A10089A-024	HOSE ASSEMBLY, 3/8 x 24
12	1	A09846A-070	HOSE ASSEMBLY, 1 x 70
13	1	A09984A-056	HOSE ASSEMBLY, 1 x 56
14	1	A10491A-120	HOSE ASSEMBLY, 1/2 x 120
15	1	A10079A-047	HOSE ASSEMBLY, 3/8 x 47
16	1	A09865A-046	HOSE ASSEMBLY, 1 x 46
17	1	A09863A-043	HOSE ASSEMBLY, 1 x 43
18	1	A10468A-026	HOSE ASSEMBLY, 3/4 x 26
19	1	A10321A-145	HOSE ASSEMBLY, 1/2 x 145
20	1	A09889A-131	HOSE ASSEMBLY, 1/4 x 131
21	1	A10325A-068	HOSE ASSEMBLY, 1/4 x 68
22	1	A10325A-049	HOSE ASSEMBLY, 1/4 x 49
23	3	A10338A-027	HOSE ASSEMBLY, 1/4 x 27
24	2	A09894A-030	HOSE ASSEMBLY, 1/4 x 30
25	2	A09894A-074	HOSE ASSEMBLY, 1/4 x 74
26	2	A09894A-063	HOSE ASSEMBLY, 1/4 x 63
27	2	A09892A-106	HOSE ASSEMBLY, 1/4 x 106
28	2	A09889A-151	HOSE ASSEMBLY, 1/4 x 151
29	2	A09891A-151	HOSE ASSEMBLY, 1/4 x 151
30	2	A09893A-068	HOSE ASSEMBLY, 1/4 x 68
31	1	A09890A-084	HOSE ASSEMBLY, 1/4 x 84
32	1	A09891A-035	HOSE ASSEMBLY, 1/4 x 35
33	1	A09889A-018	HOSE ASSEMBLY, 1/4 x 18
34	1	A09889A-054	HOSE ASSEMBLY, 1/4 x 54
35	1	A10079A-034	HOSE ASSEMBLY, 3/8 x 34
36	1	A10312A-023	HOSE ASSEMBLY, 3/8 x 23
37	1	A09865A-043	HOSE ASSEMBLY, 1 x 43
38	1	A09865A-048	HOSE ASSEMBLY, 1 x 48
39	1	A09865A-063	HOSE ASSEMBLY, 1 x 63
40	1	A09865A-040	HOSE ASSEMBLY, 1 x 40
41	1	A09877A-066	HOSE ASSEMBLY, 5/8 x 66
42	1	A09877A-062	HOSE ASSEMBLY, 5/8 x 62
43	1	A09877A-048	HOSE ASSEMBLY, 5/8 x 48
44	1	A09877A-050	HOSE ASSEMBLY, 5/8 x 50
45	1	A09877A-017	HOSE ASSEMBLY, 5/8 x 17
46	2	A09877A-020	HOSE ASSEMBLY, 5/8 x 20
47	1	A09877A-079	HOSE ASSEMBLY, 5/8 x 79
48	1	A09877A-088	HOSE ASSEMBLY, 5/8 x 88
49	1	A09877A-070	HOSE ASSEMBLY, 5/8 x 70
50	1	A09877A-064	HOSE ASSEMBLY, 5/8 x 64
51	1	A09877A-042	HOSE ASSEMBLY, 5/8 x 42
52	1	A09893A-020	HOSE ASSEMBLY, 1/4 x 20
53	1	A09893A-067	HOSE ASSEMBLY, 1/4 x 67

(Continued On Next Page)

HOSE KIT, 031829A

TBM Series II: 540

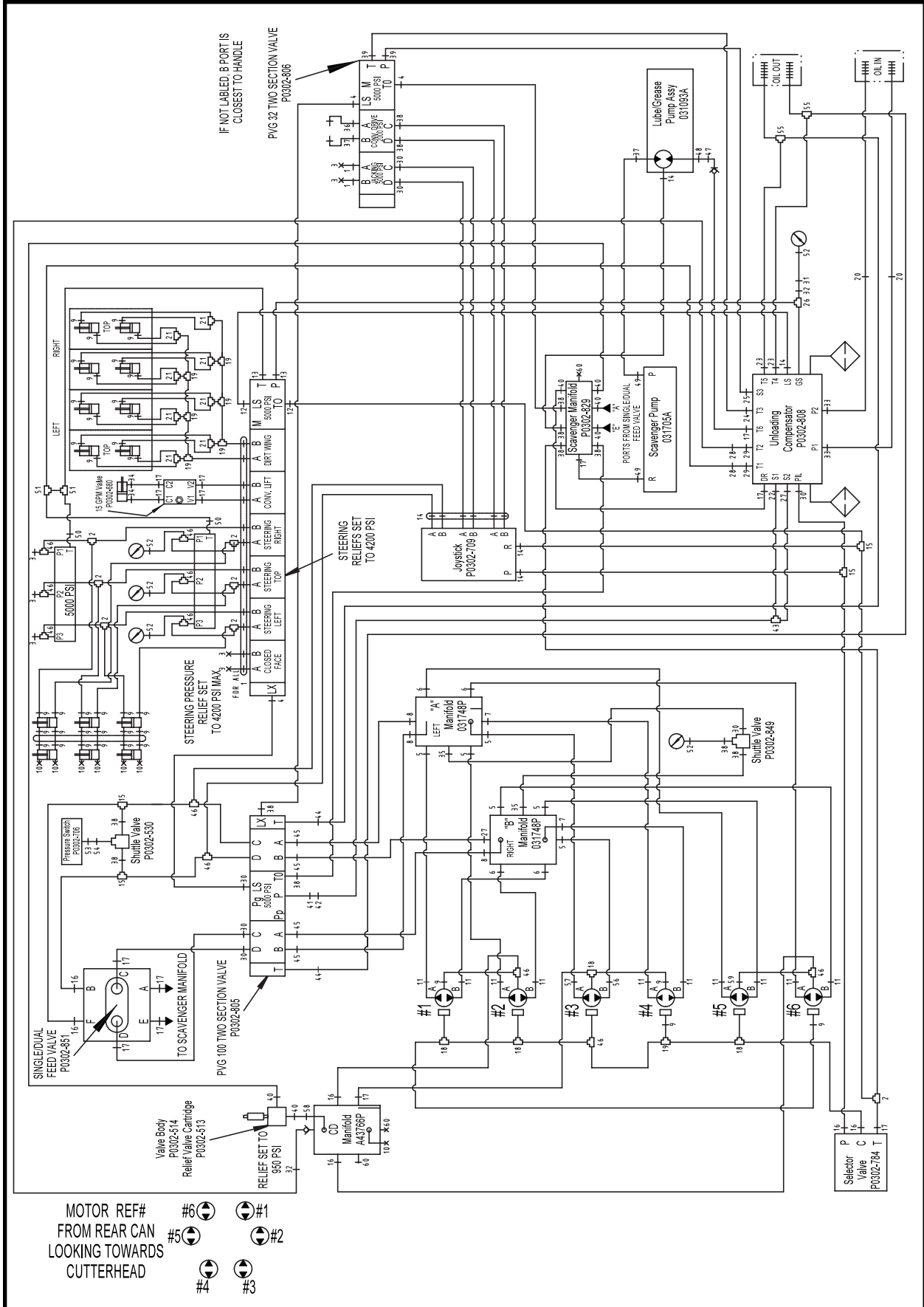


HOSE KIT, 031829A
TBM Series II: 540

ITEM	QTY	PART NO.	DESCRIPTION
54	1	A09893A-036	HOSE ASSEMBLY, 1/4 x 36
55	1	A10313A-025	HOSE ASSEMBLY, 3/8 x 25
56	1	A09893A-039	HOSE ASSEMBLY, 1/4 x 39
57	1	A09893A-050	HOSE ASSEMBLY, 1/4 x 50
58	1	A09890A-050	HOSE ASSEMBLY, 1/4 x 50
59	1	A09890A-053	HOSE ASSEMBLY, 1/4 x 53
60	1	A09890A-021	HOSE ASSEMBLY, 1/4 x 21
61	1	A10338A-153	HOSE ASSEMBLY, 1/4 x 153
62	1	A10325A-072	HOSE ASSEMBLY, 1/4 x 72
63	1	A09920A-072	HOSE ASSEMBLY, 1/4 x 72
64	2	A10079A-026	HOSE ASSEMBLY, 3/8 x 26
65	4	A10079A-024	HOSE ASSEMBLY, 3/8 x 24
66	1	A10079A-071	HOSE ASSEMBLY, 3/8 x 71
67	1	A10079A-030	HOSE ASSEMBLY, 3/8 x 30
68	1	A10313A-040	HOSE ASSEMBLY, 3/8 x 40
69	1	A10079A-063	HOSE ASSEMBLY, 3/8 x 63
70	1	A09974A-039	HOSE ASSEMBLY, 1/2 x 39
71	1	A10080A-035	HOSE ASSEMBLY, 1/2 x 35
72	3	A10079A-088	HOSE ASSEMBLY, 3/8 x 88
73	1	A10079A-106	HOSE ASSEMBLY, 3/8 x 106
74	1	A10079A-110	HOSE ASSEMBLY, 3/8 x 110
75	1	A10079A-022	HOSE ASSEMBLY, 3/8 x 22
76	2	A10327A-093	HOSE ASSEMBLY, 1/4 x 93
77	1	A10363A-048	HOSE ASSEMBLY, 1/4 x 48
78	1	A10363A-038	HOSE ASSEMBLY, 1/4 x 38
79	8	A10313A-018	HOSE ASSEMBLY, 3/8 x 18
80	2	A10079A-126	HOSE ASSEMBLY, 3/8 x 126
81	2	A10313A-085	HOSE ASSEMBLY, 3/8 x 85
82	2	A10079A-012	HOSE ASSEMBLY, 3/8 x 12
83	2	A10313A-011	HOSE ASSEMBLY, 3/8 x 11
84	1	A10326A-058	HOSE ASSEMBLY, 1/4 x 58
85	1	A10326A-054	HOSE ASSEMBLY, 1/4 x 54
86	1	A10491A-044	HOSE ASSEMBLY, 1/2 x 44

FITTING KIT, 031830A

TBM Series II: 540



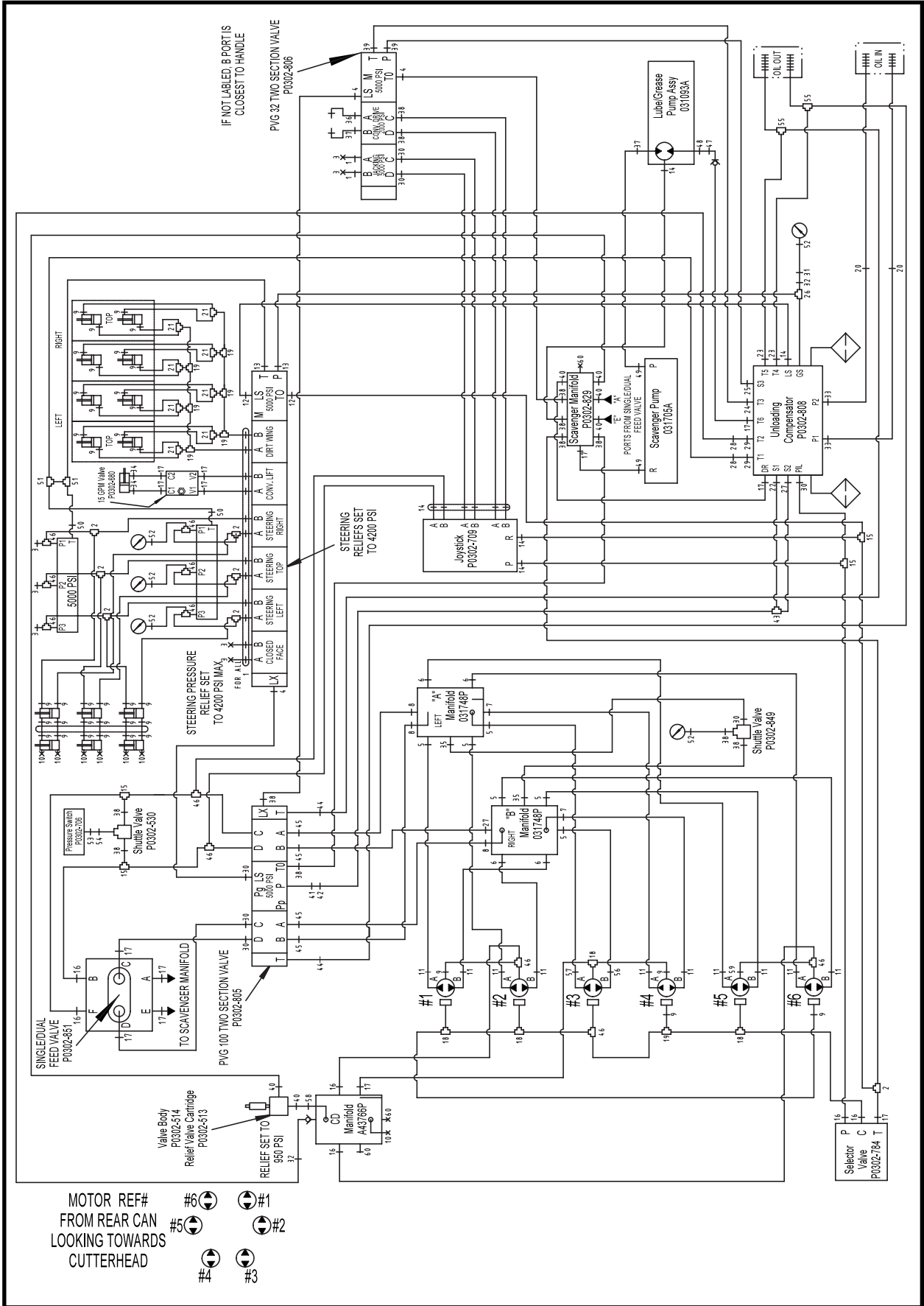
FITTING KIT, 031830A
TBM Series II: 540

ITEM	QTY	PART NO.	DESCRIPTION
0	1	031830A	FITTING KIT-540 Series II
1	14	P0300-634	FITTING, 06MFOR-10MB
2	7	P0300-613	FITTING, 06MFOR-06FFORX-06MFOR
3	7	P0300-390	CAP, 06FOR-CAP
4	4	P0300-314	FITTING, 04MFOR-05MB
5	6	P0300-383	FITTING, 10MFOR-10MB90
6	4	P0300-384	FITTING, 10MFOR-10MB45
7	2	P0300-385	FITTING, 10MFFOR-10MB
8	3	P0300-371	FITTING, 16MFOR-16MB90
9	38	P0300-355	FITTING, 06MFOR-06MB90
10	7	P0300-027	PLUG, 06MB-PLUG
11	10	P0300-633	FITTING, 10MFFOR-12MB90
12	2	P0300-429	FITTING, 06MFOR-05MB90
13	2	P0300-373	FITTING, 08MFOR-12MB90
14	10	P0300-362	FITTING, 04MFOR-04MB
15	4	P0300-313	FITTING, 04MFOR-04MFOR-04FFORX
16	7	P0300-717	FITTING, 6MFFOR-8MB90
17	13	P0300-430	FITTING, 06MFOR-08MB
18	4	P0300-376	FITTING, 06MFOR-06MFOR-06MB
19	7	P0300-602	FITTING, 06MFOR-06MFOR-06FFORX
20	2	P0300-625	FITTING, 20MFFOR-20MFFOR BKHD
21	8	P0300-814	TEE, Bulkhead
22	1	P0300-319	FITTING, 16MFFOR-16MB
23	2	P0300-374	FITTING, 16MFOR-20MB
24	1	P0300-608	FITTING, 12MFFOR-20MB90
25	1	P0300-632	FITTING, 12MFFOR-16MB90
26	1	P0300-535	FITTING, 08MFOR-08MB-08MFOR
27	2	P0300-434	FITTING, 16MFOR-16MB45
28	2	P0300-316	FITTING, 08MFOR-08MB90
29	2	P0300-675	FITTING, 20MB-8FB
30	8	P0300-311	FITTING, 04MFFOR-06MB90
31	1	P0300-395	FITTING, 08FFOR-04MFOR
32	2	P0300-317	FITTING, 08MFOR-08FFORX90
33	2	P0300-558	FITTING, 20MFFOR-16MB
34	2	P0300-042	FITTING, 06MJ-06MB90
35	2	P0300-427	FITTING, 04MFOR-04MB90
36	1	P0300-300	FITTING, 08MFOR-10MB
37	2	P0300-302	FITTING, 08MFOR-10MB90
38	12	P0300-310	FITTING, 04MFOR-06MB
39	2	P0300-372	FITTING, 12MFOR-12MB90
40	6	P0300-356	FITTING, 06MFOR-06MB
41	1	P0300-949	FLANGE, Split 20SFXO-M12
42	1	P0300-778	FITTING, FF1804-20-20
43	1	P0300-551	FITTING, 20MFFOR-20FFORX-20MFFOR
44	2	P0300-450	FITTING, 16MFOR-20MB90
45	4	P0300-921	FITTING, 16MFFOR-14MB
46	8	P0300-386	FITTING, 06MFOR-06MB-06MFOR
47	1	P0300-788	FITTING, 10MB-08FB
48	1	P0300-902	FITTING, 10MB-10FB90

(Continued On Next Page)

FITTING KIT, 031830A

TBM Series II: 540

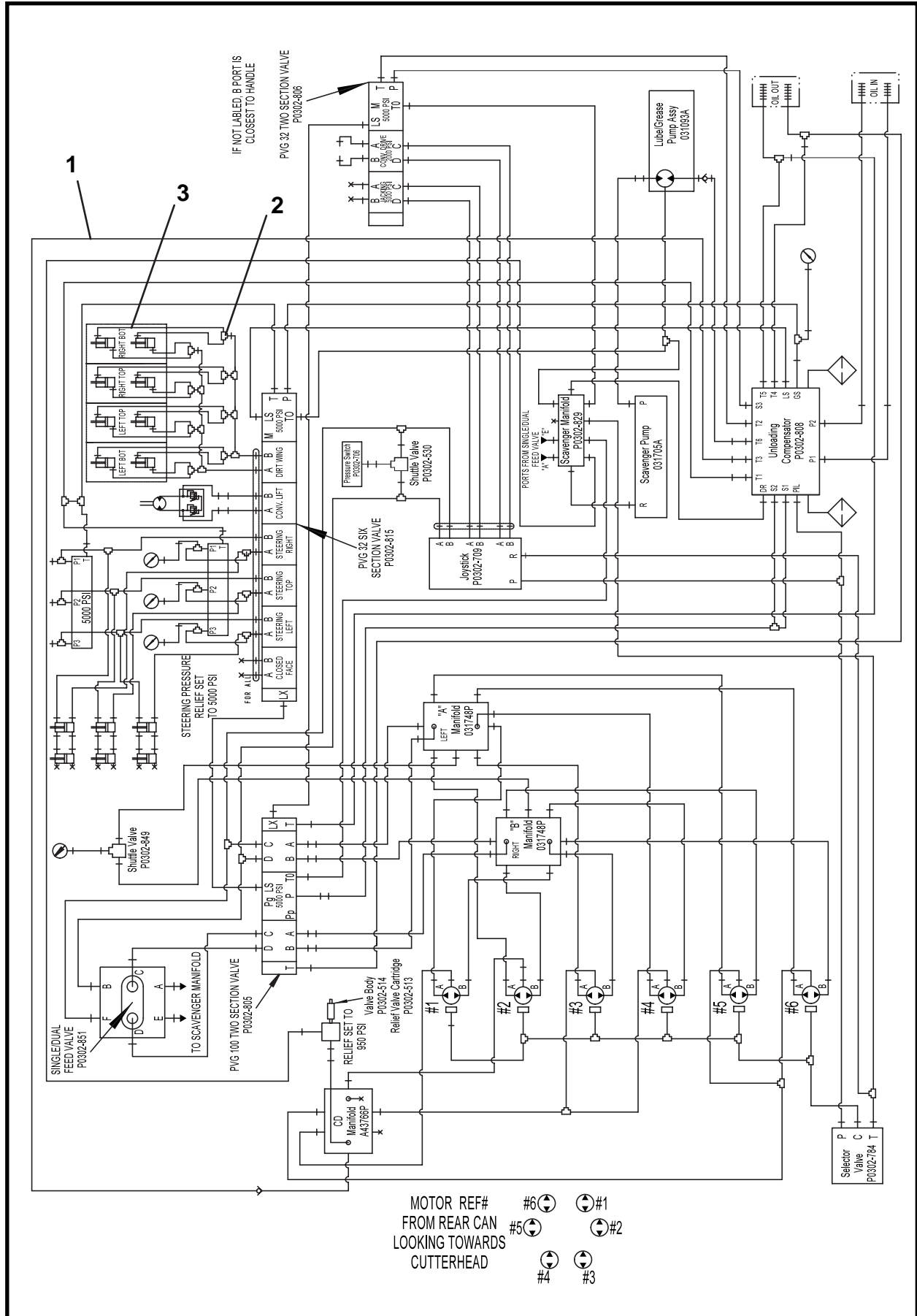


FITTING KIT, 031830A
TBM Series II: 540

ITEM	QTY	PART NO.	DESCRIPTION
49	2	P0300-724	FITTING, 06MFFOR-06MBSPP
50	1	P0300-750	FITTING, 08MFFOR-06MB
51	1	P0300-318	FITTING, 08MFOR-08FFORX-08MFOR
52	5	P0300-594	FITTING, 4FB-4MFFOR (SEE PDF FILE)
53	1	P0300-575	FITTING, 06MORB-04FORB, ST
54	1	P0300-541	ORING, #4 OR
55	2	P0300-928	FITTING, 20MFFOR-20MFFOR-BKHD-20MFFOR
56	1	P0300-580	FITTING, 10MFS-12MORB
57	1	P0300-806	FITTING, 10MFFOR-12MB45
58	1	P0300-618	FITTING, 06FFORX-06MB90
59	1	P0300-612	FITTING, 06MFOR-06MB45
60	2	P0300-193	FITTING, 08MB-PLUG

HYDRAULIC ASSEMBLY, 032701A

TBM Series II: 600



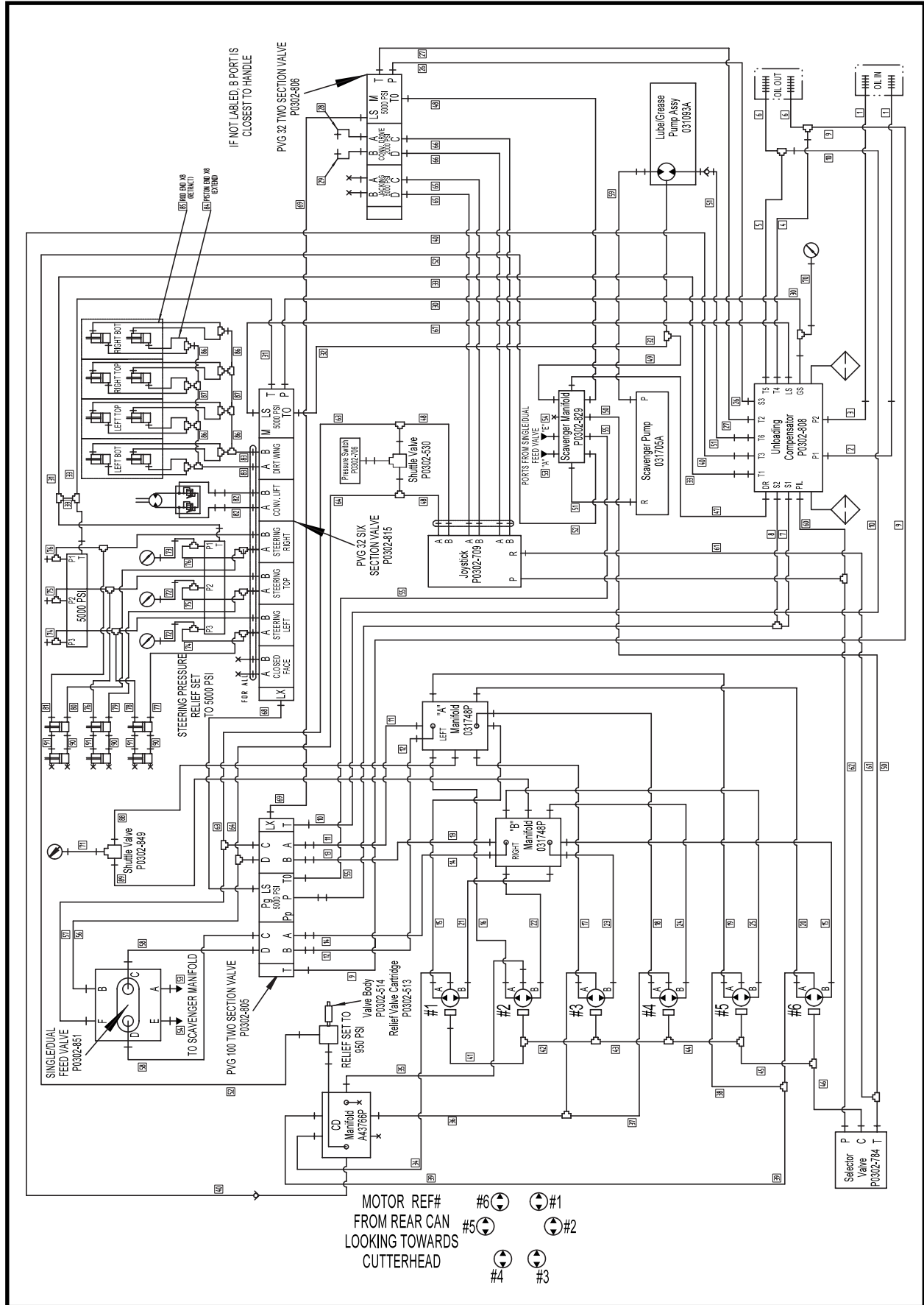
HYDRAULIC ASSEMBLY, 032701A
TBM Series II: 600

ITEM	QTY	PART NO.	DESCRIPTION
0	1	032701A	HYDRAULICS ASSEMBLY-600 Series II
1*	1	032707A	KIT, Hose
2*	1	032708A	KIT, Fitting
3*	1	032709A	HYDRAULIC PARTS ASSEMBLY

* Refer to this section for parts information.

HOSE KIT, 032707A

TBM Series II: 600



HOSE KIT, 032707A
TBM Series II: 600

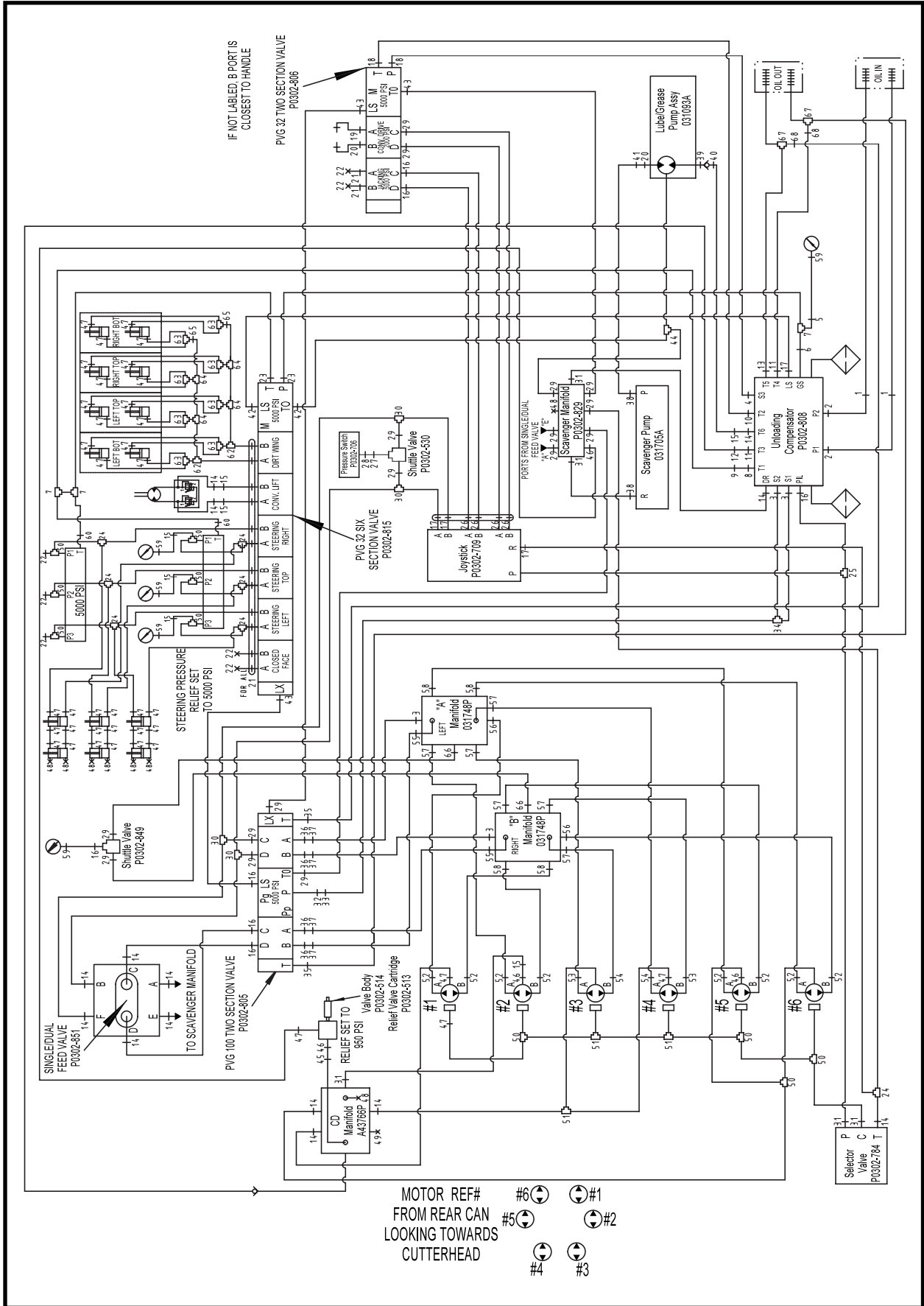
ITEM	QTY	PART NO.	DESCRIPTION
0	1	032707A	HOSE KIT-540 Series II
1	2	A08572A-100	HOSE ASSEMBLY, 1-1/4 x 100
2	1	A08546A-085	HOSE ASSEMBLY, 1-1/4 x 85
3	1	A09989A-082	HOSE ASSEMBLY, 1-1/4 x 82
4	1	A10369A-042	HOSE ASSEMBLY, 1 x 42
5	1	A09846A-041	HOSE ASSEMBLY, 1 x 41
6	2	A10093A-083	HOSE ASSEMBLY, 1-1/4 x 83
7	1	A09897A-028	HOSE ASSEMBLY, 1 x 28
8	1	A08534A-031	HOSE ASSEMBLY, 1 x 31
9	1	A09984A-069	HOSE ASSEMBLY, 1 x 69
10	1	A10369A-055	HOSE ASSEMBLY, 1 x 55
11	1	A09863A-087	HOSE ASSEMBLY, 1 x 87
12	1	A09863A-084	HOSE ASSEMBLY, 1 x 84
13	1	A09865A-082	HOSE ASSEMBLY, 1 x 82
14	1	A09865A-081	HOSE ASSEMBLY, 1 x 81
15	2	A09877A-088	HOSE ASSEMBLY, 5/8 x 88
16	1	A09877A-070	HOSE ASSEMBLY, 5/8 x 70
17	1	A09882A-052	HOSE ASSEMBLY, 5/8 x 52
18	1	A09877A-024	HOSE ASSEMBLY, 5/8 x 24
19	1	A09877A-067	HOSE ASSEMBLY, 5/8 x 67
20	1	A09877A-083	HOSE ASSEMBLY, 5/8 x 83
21	1	A09877A-082	HOSE ASSEMBLY, 5/8 x 82
22	1	A09877A-066	HOSE ASSEMBLY, 5/8 x 66
23	1	A09877A-025	HOSE ASSEMBLY, 5/8 x 25
24	1	A09882A-051	HOSE ASSEMBLY, 5/8 x 51
25	1	A09877A-069	HOSE ASSEMBLY, 5/8 x 69
26	1	A09898A-029	HOSE ASSEMBLY, 3/4 x 29
27	1	A09859A-022	HOSE ASSEMBLY, 3/4 x 22
28	1	A09974A-052	HOSE ASSEMBLY, 1/2 x 52
29	1	A10080A-052	HOSE ASSEMBLY, 1/2 x 52
30	1	A10321A-145	HOSE ASSEMBLY, 1/2 x 145
31	1	A10491A-120	HOSE ASSEMBLY, 1/2 x 120
32	1	A09890A-125	HOSE ASSEMBLY, 1/4 x 125
33	1	A10491A-044	HOSE ASSEMBLY, 1/2 x 44
34	1	A10079A-024	HOSE ASSEMBLY, 3/8 x 24
35	1	A10313A-015	HOSE ASSEMBLY, 3/8 x 15
36	1	A10313A-062	HOSE ASSEMBLY, 3/8 x 62
37	1	A10313A-019	HOSE ASSEMBLY, 3/8 x 19
38	1	A10079A-027	HOSE ASSEMBLY, 3/8 x 27
39	1	A10079A-055	HOSE ASSEMBLY, 3/8 x 55
40	1	A09912A-065	HOSE ASSEMBLY, 1/2 x 65
41	1	A09899A-031	HOSE ASSEMBLY, 1/4 x 31
42	1	A09893A-061	HOSE ASSEMBLY, 1/4 x 61
43	1	A09899A-019	HOSE ASSEMBLY, 1/4 x 19
44	1	A09893A-054	HOSE ASSEMBLY, 1/4 x 54
45	1	A09893A-026	HOSE ASSEMBLY, 1/4 x 26
46	1	A09893A-028	HOSE ASSEMBLY, 1/4 x 28
47	1	A10313A-024	HOSE ASSEMBLY, 3/8 x 24
48	3	A09889A-020	HOSE ASSEMBLY, 1/4 x 20
49	1	A09889A-063	HOSE ASSEMBLY, 1/4 x 63
50	1	A09892A-114	HOSE ASSEMBLY, 1/4 x 114
51	2	A10079A-052	HOSE ASSEMBLY, 3/8 x 52
52	1	A10313A-101	HOSE ASSEMBLY, 3/8 x 101
53	1	A09890A-022	HOSE ASSEMBLY, 1/4 x 22

(Continued On Next Page)

HOSE KIT, 032707A
TBM Series II: 600

ITEM	QTY	PART NO.	DESCRIPTION
54	1	A09890A-025	HOSE ASSEMBLY, 1/4 x 25
55	1	A09891A-051	HOSE ASSEMBLY, 1/4 x 51
56	1	A09894A-016	HOSE ASSEMBLY, 1/4 x 16
57	1	A09894A-014	HOSE ASSEMBLY, 1/4 x 14
58	2	A09894A-048	HOSE ASSEMBLY, 1/4 x 48
59	1	A10079A-036	HOSE ASSEMBLY, 3/8 x 36
60	1	A09889A-151	HOSE ASSEMBLY, 1/4 x 151
61	1	A09892A-057	HOSE ASSEMBLY, 1/4 x 57
62	1	A09890A-046	HOSE ASSEMBLY, 1/4 x 46
63	1	A09891A-088	HOSE ASSEMBLY, 1/4 x 88
64	1	A09891A-093	HOSE ASSEMBLY, 1/4 x 93
65	2	A09891A-161	HOSE ASSEMBLY, 1/4 x 161
66	2	A09889A-163	HOSE ASSEMBLY, 1/4 x 163
67	1	A10314A-156	HOSE ASSEMBLY, 1/4 x 156
68	1	A10325A-140	HOSE ASSEMBLY, 1/4 x 140
69	1	A10325A-039	HOSE ASSEMBLY, 1/4 x 39
70	1	A10325A-045	HOSE ASSEMBLY, 1/4 x 45
71	1	A10325A-099	HOSE ASSEMBLY, 1/4 x 99
72	2	A10338A-026	HOSE ASSEMBLY, 1/4 x 26
73	1	A10338A-027	HOSE ASSEMBLY, 1/4 x 27
74	1	A10079A-072	HOSE ASSEMBLY, 3/8 x 72
75	1	A10079A-074	HOSE ASSEMBLY, 3/8 x 74
76	2	A10079A-076	HOSE ASSEMBLY, 3/8 x 76
77	1	A10079A-040	HOSE ASSEMBLY, 3/8 x 40
78	1	A10082A-045	HOSE ASSEMBLY, 3/8 x 45
79	1	A10079A-070	HOSE ASSEMBLY, 3/8 x 70
80	1	A10079A-162	HOSE ASSEMBLY, 3/8 x 162
81	1	A10079A-168	HOSE ASSEMBLY, 3/8 x 168
82	2	A10079A-126	HOSE ASSEMBLY, 3/8 x 126
83	2	A10079A-084	HOSE ASSEMBLY, 3/8 x 84
84	8	A10313A-017	HOSE ASSEMBLY, 3/8 x 17
85	8	A10313A-023	HOSE ASSEMBLY, 3/8 x 23
86	4	A10313A-013	HOSE ASSEMBLY, 3/8 x 13
87	2	A10313A-115	HOSE ASSEMBLY, 3/8 x 115
88	1	A10325A-034	HOSE ASSEMBLY, 1/4 x 34
89	1	A10325A-031	HOSE ASSEMBLY, 1/4 x 31
90	3	A10313A-018	HOSE ASSEMBLY, 3/8 x 18
91	3	A10313A-016	HOSE ASSEMBLY, 3/8 x 16

FITTING KIT, 032708A TBM Series II: 600



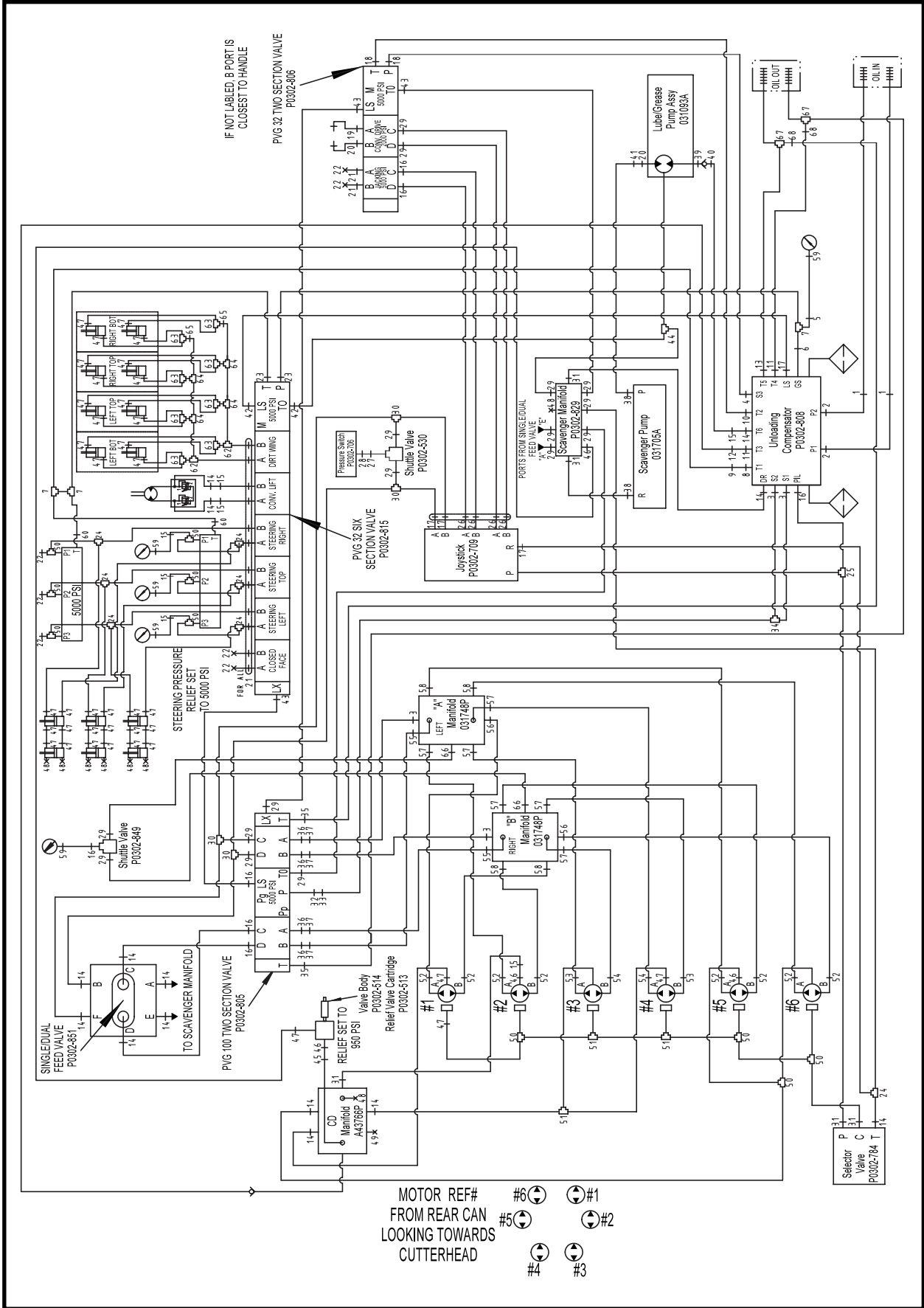
FITTING KIT, 032708A
TBM Series II: 600

ITEM	QTY	PART NO.	DESCRIPTION
0	1	032708A	FITTING KIT-600 Series II
1	2	P0300-625	FITTING, 20MFFOR-20MFFOR BKHD
2	2	P0300-558	FITTING, 20MFFOR-16MB
3	4	P0300-434	FITTING, 16MFOR-16MB45
4	1	P0300-561	FITTING, 12MFFOR-16MB45
5	1	P0300-395	FITTING, 08FFOR-04MFOR
6	1	P0300-316	FITTING, 08MFOR-08MB90
7	2	P0300-318	FITTING, 08MFOR-08FFORX-08MFOR
8	1	P0300-608	FITTING, 12MFFOR-20MB90
9	1	P0300-622	FITTING, 12FFOR-08MFOR
10	1	P0300-765	FITTING, 12MFFOR-20MB
11	2	P0300-687	FITTING, 16MFFOR-20MB45
12	1	P0300-631	FITTING, 16FFOR-08MFFOR
13	1	P0300-374	FITTING, 16MFOR-20MB
14	14	P0300-430	FITTING, 06MFOR-08MB
15	7	P0300-603	FITTING, 06MFOR-06FFORX90
16	7	P0300-311	FITTING, 04MFFOR-06MB90
17	4	P0300-362	FITTING, 04MFOR-04MB
18	2	P0300-372	FITTING, 12MFOR-12MB90
19	1	P0300-300	FITTING, 08MFOR-10MB
20	2	P0300-302	FITTING, 08MFOR-10MB90
21	14	P0300-634	FITTING, 06MFOR-10MB
22	4	P0300-390	CAP, 06FOR-CAP
23	2	P0300-373	FITTING, 08MFOR-12MB90
24	4	P0300-613	FITTING, 06MFOR-06FFORX-06MFOR
25	1	P0300-730	FITTING, 4MFFOR-4MFFOR-4MB
26	4	P0300-590	FITTING, 04MFFOR-04MB45
27	1	P0300-575	FITTING, 06MORB-04FORB, ST
28	1	P0300-541	ORING, #4 OR
29	16	P0300-310	FITTING, 04MFOR-06MB
30	4	P0300-313	FITTING, 04MFOR-04MFOR-04FFORX
31	5	P0300-717	FITTING, 6MFFOR-8MB90
32	1	P0300-949	FLANGE, Split 20SF XO-M12
33	1	P0300-778	FITTING, FF1804-20-20
34	1	P0300-551	FITTING, 20MFFOR-20FFORX-20MFFOR
35	2	P0300-450	FITTING, 16MFOR-20MB90
36	4	P0300-921	FITTING, 16MFFOR-14MB
37	4	P0300-668	FITTING, 16MFFOR-16FFORX90
38	2	P0300-724	FITTING, 06MFFOR-06MBSPP
39	1	P0300-902	FITTING, 10MB-10FB90
40	1	P0300-619	FITTING, 10FFOR-06MFOR
41	1	P0300-600	FITTING, 08FFS-06MFS
42	2	P0300-429	FITTING, 06MFOR-05MB90
43	3	P0300-314	FITTING, 04MFOR-05MB
44	1	P0300-821	FITTING, 4MFFOR-4MB-4MFFOR
45	1	P0300-618	FITTING, 06FFORX-06MB90
46	4	P0300-356	FITTING, 06MFOR-06MB
47	38	P0300-355	FITTING, 06MFOR-06MB90
48	8	P0300-027	PLUG, 06MB-PLUG

(Continued On Next Page)

FITTING KIT, 032708A

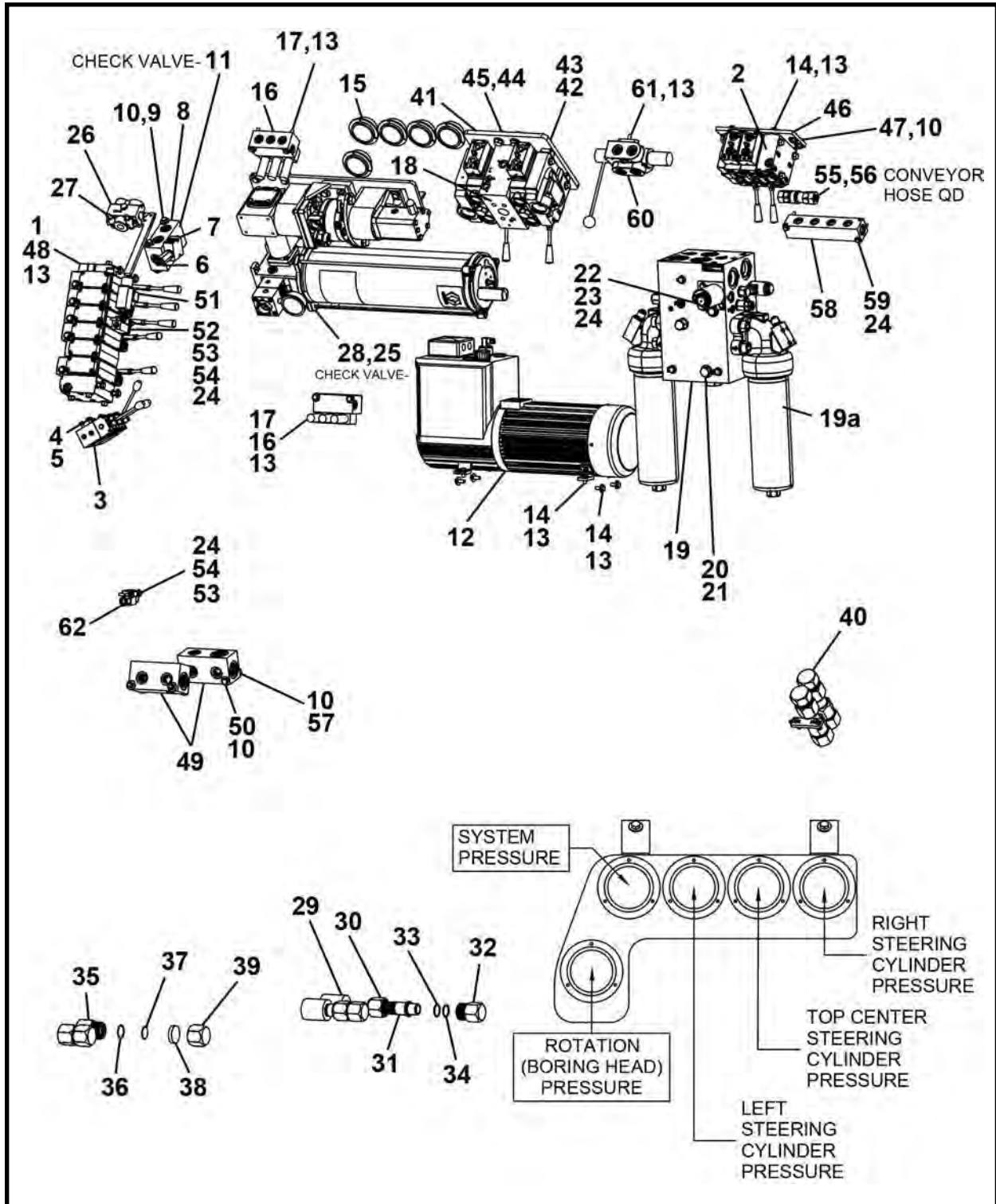
TBM Series II: 600



FITTING KIT, 032708A
TBM Series II: 600

ITEM	QTY	PART NO.	DESCRIPTION
49	1	P0300-193	PLUG, 08MB-PLUG
50	7	P0300-386	FITTING, 06MFOR-06MB-06MFOR
51	3	P0300-376	FITTING, 06MFOR-06MFOR-06MB
52	8	P0300-580	FITTING, 10MFS-12MORB
53	2	P0300-806	FITTING, 10MFFOR-12MB45
54	2	P0300-633	FITTING, 10MFFOR-12MB90
55	2	P0300-371	FITTING, 16MFOR-16MB90
56	2	P0300-385	FITTING, 10MFFOR-10MB
57	6	P0300-383	FITTING, 10MFOR-10MB90
58	4	P0300-384	FITTING, 10MFOR-10MB45
59	5	P0300-594	FITTING, 4FB-4MFFOR
60	1	P0300-750	FITTING, 08MFFOR-06MB
61	1	P0300-317	FITTING, 08MFOR-08FFORX90
62	2	P0300-791	FITTING, 06MFFOR-06MFFOR-BKHD-06MFFOR
63	8	P0300-602	FITTING, 06MFOR-06MFOR-06FFORX
64	4	P0300-814	TEE, Bulkhead
65	2	P0300-766	FITTING, 06MFFOR-06MFFOR-BKDH90
66	2	P0300-427	FITTING, 04MFOR-04MB90
67	2	P0300-928	FITTING, 20MFFOR-20MFFOR-BKHD-20MFFOR
68	2	P0300-630	FITTING, 20FFOR-16MFOR

HYDRAULIC PARTS ASSEMBLY, 032709A
TBM Series II: 600



ITEM	QTY	PART NO.	DESCRIPTION
0	1	032709A	HYDRAULIC PARTS ASSEMBLY
1**	1	P0302-815	VALVE, Six Section
2**	1	P0302-806	VALVE, Two Section
3**	1	P0302-709	JOYSTICK
4	4	PM6A-20-1.00	SCREW, Hex Cap M6-1.0 x 20MM H 10.9
5	4	PM40-6	WASHER, Flat 6MM
6	1	P0302-513	CARTRIDGE
7	1	P0302-514	BODY, Port 3/8
8	1	A43766P	MANIFOLD, Case Drain

HYDRAULIC PARTS ASSEMBLY, 032709A
TBM Series II: 600

ITEM	QTY	PART NO.	DESCRIPTION
9	4	P0001-06-002	BOLT, Hex 3/8 UNC x .5
10	16	P0040-006	WASHER, Hardened Flat 3/8
11	1	P0302-701	CHECK VALVE
12 [^]	1	031705A	ASSEMBLY, Scavenge Pump
13	22	P0040-005	WASHER, Hardened Flat 5/16
14	12	P0001-05-003	BOLT, Hex 5/16 UNC x .75
15	5	P0301-146	GAUGE, 6000 PSI
16	2	P0302-731	LIMITER, Steering Pressure
17	4	P0001-05-010	BOLT, Hex 5/16 UNC x 2.5
18**	1	P0302-805	VALVE, Two Section
19	1	P0302-808	MANIFOLD
19a	2	P0309-208A	ELEMENT, Filter
20	2	P0040-010	WASHER, Hardened Flat 5/8
21	2	P0001-10-032	BOLT, Hex 5/8 UNC x 8
22	1	031009A	GUARD, Solenoid
23	2	P0001-04-002	BOLT, Hex 1/4 UNC x .5
24	8	P0040-004	WASHER, Hardened Flat 1/4
25*	1	031093A	ASSEMBLY, Grease/Lube
26**	1	P0302-784	VALVE, Selector
27	2	P0001-05-007	BOLT, Hex 5/16 UNC x 1.75
28	1	P0302-810	CHECK VALVE
29	2	P0421-012	COUPLER, Reducer 1-1/4 x 1
30	2	004901P01	COUPLER
31	2	004899P00	UNION, Coupler
32	2	008146P00	CAP, Pressure Line
33	2	P0084-123	ORING
34	2	P0085-123	ORING
35	2	027687P	FITTING, HP Threaded 1-1/4
36	2	P0084-124	RING, Backup 1-1/4 ID 3/32
37	2	P0085-124A	ORING, 90 Durometer
38	2	027651P	INSERT, Rubber
39	2	027671P	CAP, Storage High Pressure
40*	1	027698A	KIT, Adapter LP To Series II
41	1	031039P	MOUNT, Two Section Valve
42	4	PM12A-1.75-030	SCREW, Hex PM12-1.75 x 30 10.9
43	4	P0040-007	WASHER, Hardened Flat 7/16
44	4	P0040-008	WASHER, Hardened Flat 1/2
45	4	P0001-08-005	SCREW, Hex Cap 1/2 UNC x 1.25
46	1	031365P	MOUNT, Two Section Valve
47	4	P0001-06-003	BOLT, Hex 3/8 UNC x .75
48	4	P0001-05-004	BOLT, Hex 5/16 UNC x 1
49	2	031748P	MANIFOLD, Drive Motor
50	4	P0001-06-013	BOLT, Hex 3/8 UNC x 3.25
51	1	P0302-706	SWITCH, Pressure 5000 PSI
52	1	P0302-530	VALVE, Shuttle
53	2	024545P	PLATE, Pressure Switch
54	4	P0001-04-006	BOLT, Hex 1/4 UNC x 1.5
55	1	P0100-004A	COUPLER, Female
56	1	P0100-004B	COUPLER, Male
57	4	P0003-06-000	NUT, Hex 3/8 UNC
58	1	P0302-829	MANIFOLD, 4 Station
59	2	P0001-04-010	BOLT, Hex 1/4 UNC x 2.5
60**	1	P0302-851	VALVE, 6 Way 2 Position
61	2	P0001-05-012	BOLT, Hex 5/16 UNC x 3
62	1	P0302-849	VALVE, Shuttle High Pressure

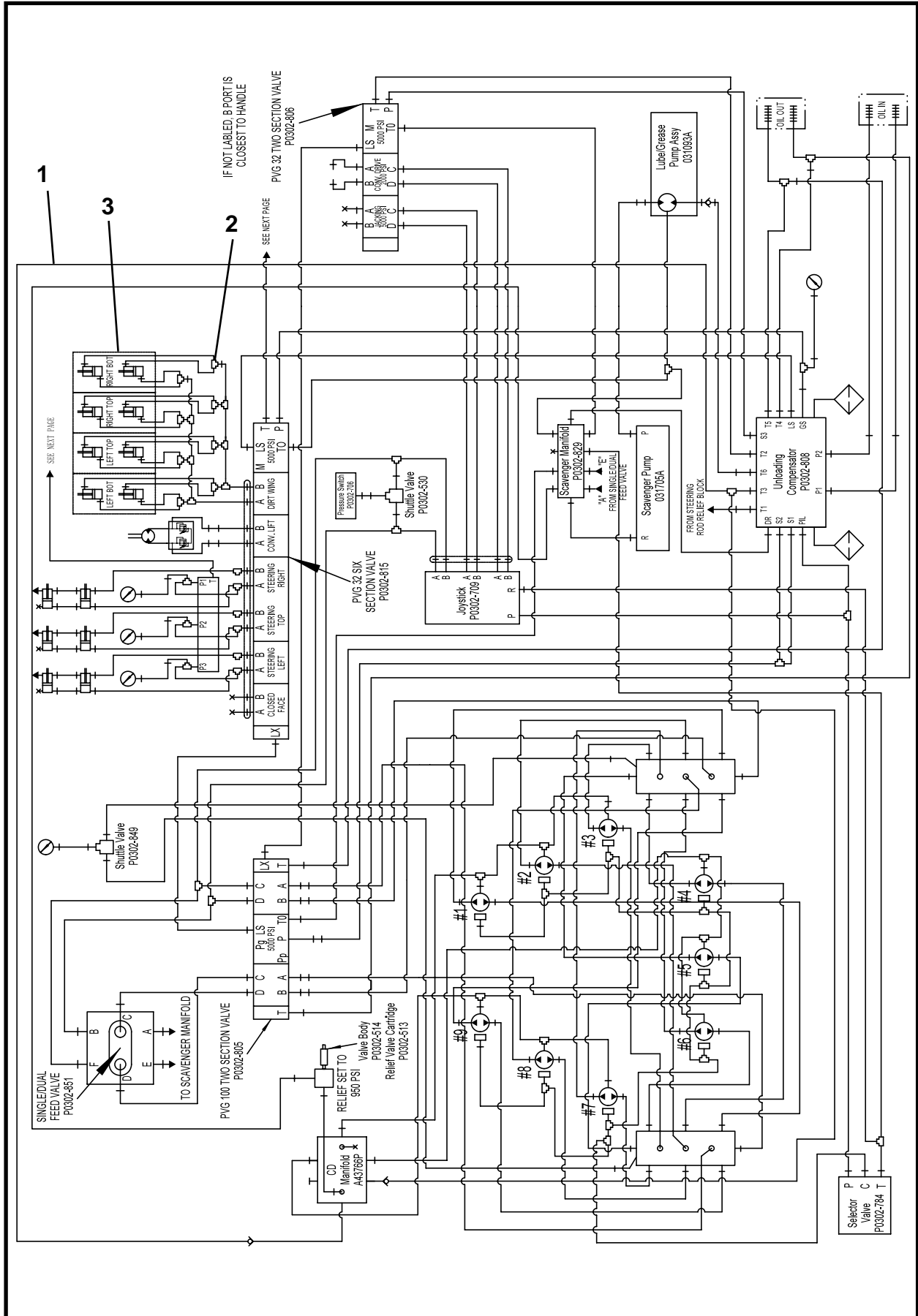
* Refer to this section for parts information

** Refer to Section 7, Valves for parts information.

[^] Refer to Section 9, Pumps for parts information.

HYDRAULIC ASSEMBLY, 033101A

TBM Series II: 720



HYDRAULIC ASSEMBLY, 033101A
TBM Series II: 720

ITEM	QTY	PART NO.	DESCRIPTION
0	1	033101A	HYDRAULICS ASSEMBLY-720 Series II
1*	1	033107A	KIT, Hose
2*	1	033108A	KIT, Fitting
3*	1	033109A	HYDRAULIC PARTS ASSEMBLY

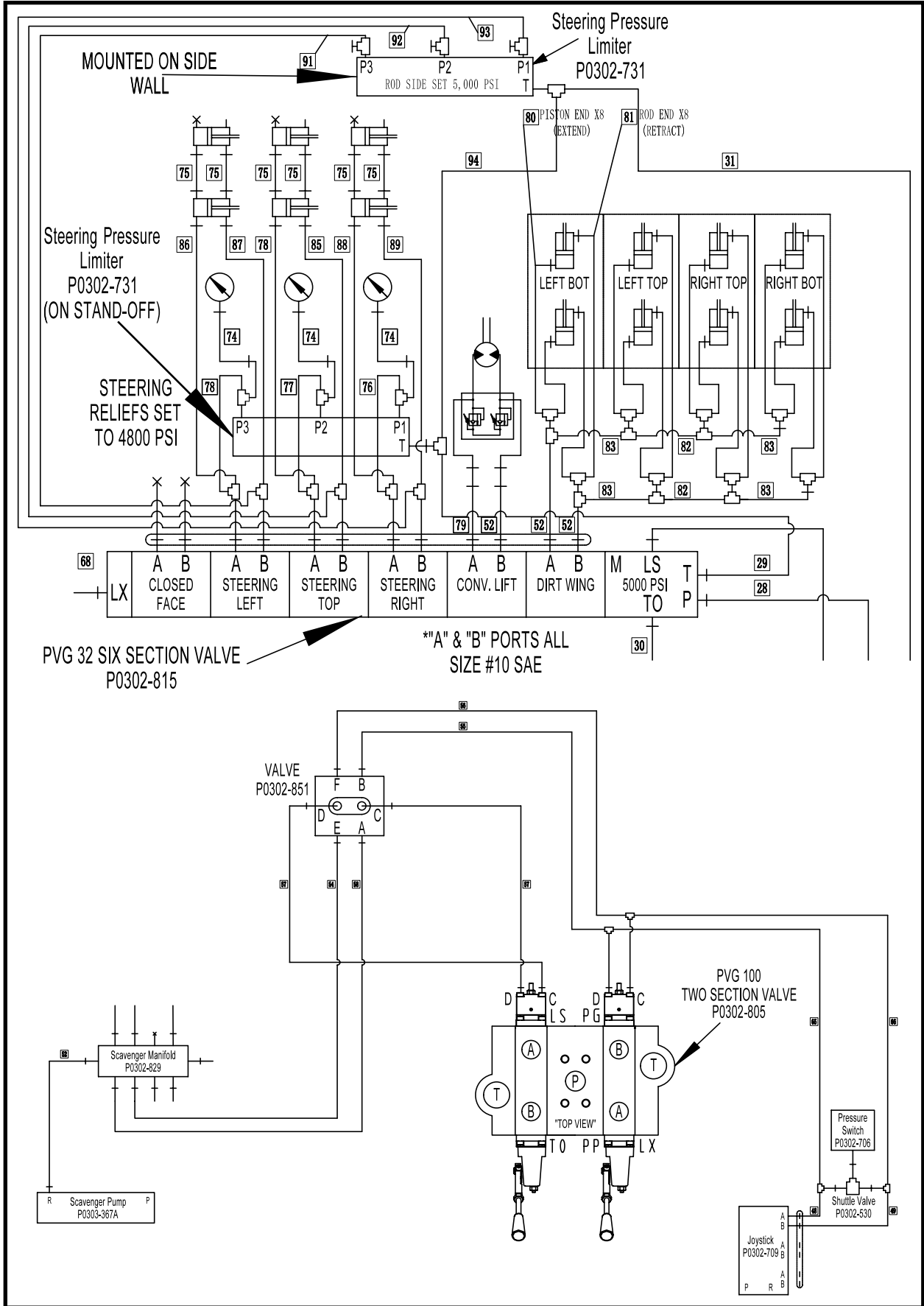
* Refer to this section for parts information.

HOSE KIT, 033107A
TBM Series II: 720

ITEM	QTY	PART NO.	DESCRIPTION
0	1	033107A	HOSE KIT-720 Series II
1	2	A09850A-100	HOSE ASSEMBLY, 1-1/4 x 100
2	1	A08546A-089	HOSE ASSEMBLY, 1-1/4 x 89
3	1	A09989A-085	HOSE ASSEMBLY, 1-1/4 x 85
4	1	A10369A-046	HOSE ASSEMBLY, 1 x 46
5	1	A09846A-045	HOSE ASSEMBLY, 1 x 45
6	2	A10093A-100	HOSE ASSEMBLY, 1-1/4 x 100
7	1	A09897A-035	HOSE ASSEMBLY, 1 x 35
8	1	A08534A-048	HOSE ASSEMBLY, 1 x 48
9	1	A10369A-068	HOSE ASSEMBLY, 1 x 68
10	1	A09984A-082	HOSE ASSEMBLY, 1 x 82
11	1	A09865A-090	HOSE ASSEMBLY, 1 x 90
12	1	A09865A-096	HOSE ASSEMBLY, 1 x 96
13	1	A09863A-108	HOSE ASSEMBLY, 1 x 108
14	1	A09863A-103	HOSE ASSEMBLY, 1 x 103
15	2	A09877A-090	HOSE ASSEMBLY, 5/8 x 90
16	2	A09877A-055	HOSE ASSEMBLY, 5/8 x 55
17	2	A09877A-066	HOSE ASSEMBLY, 5/8 x 66
18	2	A09877A-095	HOSE ASSEMBLY, 5/8 x 95
19	2	A09877A-078	HOSE ASSEMBLY, 5/8 x 78
20	2	A09877A-112	HOSE ASSEMBLY, 5/8 x 112
21	2	A09882A-027	HOSE ASSEMBLY, 5/8 x 27
22	2	A09877A-041	HOSE ASSEMBLY, 5/8 x 41
23	2	A09877A-035	HOSE ASSEMBLY, 5/8 x 35
24	1	A09898A-035	HOSE ASSEMBLY, 3/4 x 35
25	1	A09859A-030	HOSE ASSEMBLY, 3/4 x 30
26	1	A09974A-052	HOSE ASSEMBLY, 1/2 x 52
27	1	A10080A-052	HOSE ASSEMBLY, 1/2 x 52
28	1	A10321A-185	HOSE ASSEMBLY, 1/2 x 185
29	1	A10491A-125	HOSE ASSEMBLY, 1/2 x 125
30	1	A09890A-125	HOSE ASSEMBLY, 1/4 x 125
31	1	A10491A-044	HOSE ASSEMBLY, 1/2 x 44
32	1	A10313A-011	HOSE ASSEMBLY, 3/8 x 11
33	1	A10392A-011	HOSE ASSEMBLY, 3/8 x 11
34	2	A10366A-019	HOSE ASSEMBLY, 3/8 x 19
35	2	A10079A-017	HOSE ASSEMBLY, 3/8 x 17
36	1	A10362A-012	HOSE ASSEMBLY, 1/2 x 12
37	1	A08563A-087	HOSE ASSEMBLY, 1/2 x 87
38	1	A10493A-087	HOSE ASSEMBLY, 1/2 x 87
39	1	A10372A-038	HOSE ASSEMBLY, 1/2 x 38
40	1	A10372A-076	HOSE ASSEMBLY, 1/2 x 76
41	2	A10327A-014	HOSE ASSEMBLY, 1/4 x 14
42	2	A10364A-012	HOSE ASSEMBLY, 1/4 x 12
43	1	A10327A-050	HOSE ASSEMBLY, 1/4 x 50
44	1	A10327A-016	HOSE ASSEMBLY, 1/4 x 16
45	1	A10327A-051	HOSE ASSEMBLY, 1/4 x 51
46	1	A10327A-015	HOSE ASSEMBLY, 1/4 x 15
47	1	A10327A-040	HOSE ASSEMBLY, 1/4 x 40
48	1	A10313A-031	HOSE ASSEMBLY, 3/8 x 31
49	3	A09889A-020	HOSE ASSEMBLY, 1/4 x 20
50	1	A09889A-063	HOSE ASSEMBLY, 1/4 x 63
51	1	A09892A-114	HOSE ASSEMBLY, 1/4 x 114
52	3	A10079A-075	HOSE ASSEMBLY, 3/8 x 75
53	1	A10313A-101	HOSE ASSEMBLY, 3/8 x 101

(Continued On Next Page)

HOSE KIT, 033107A
TBM Series II: 720

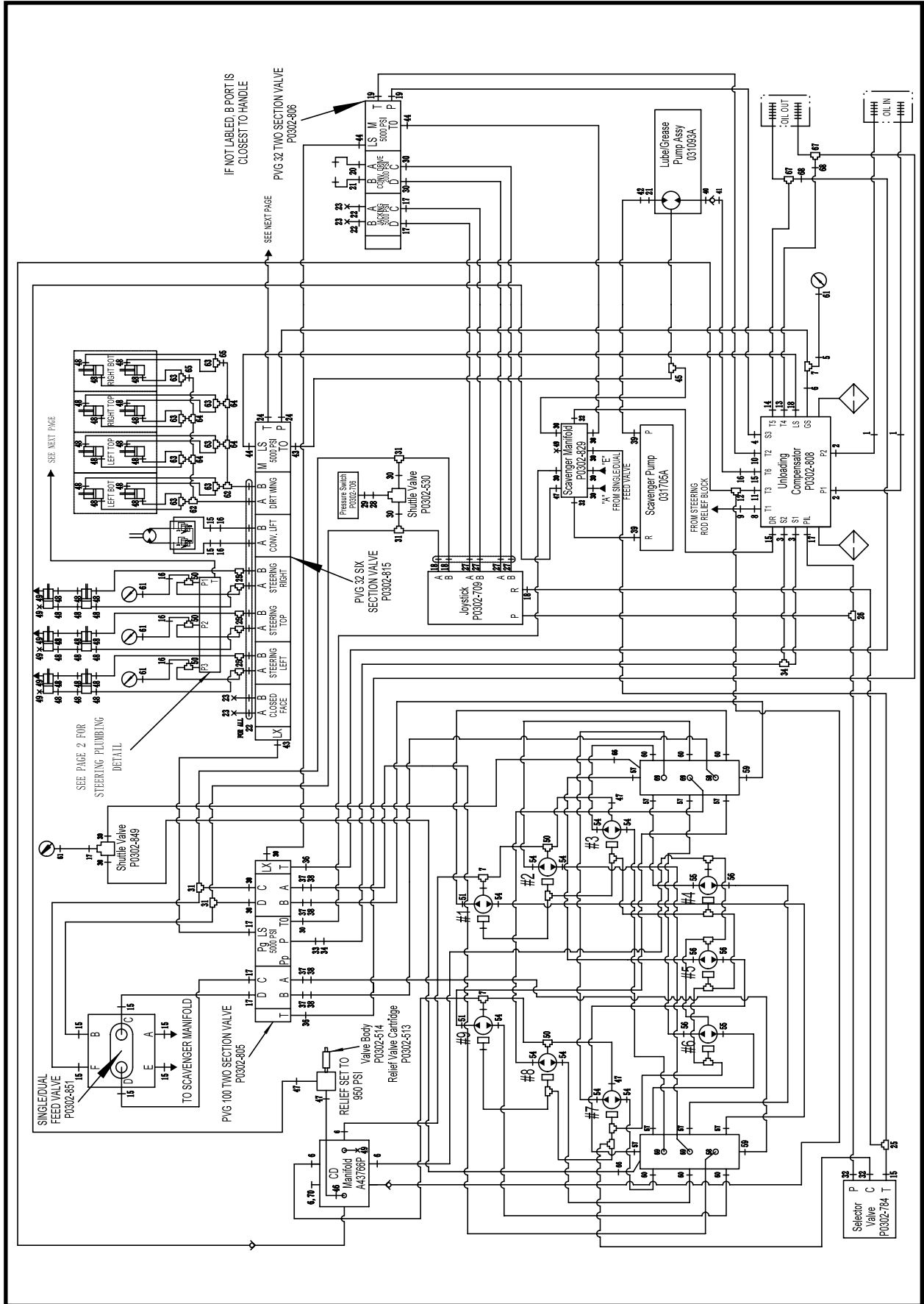


HOSE KIT, 033107A
TBM Series II: 720

ITEM	QTY	PART NO.	DESCRIPTION
54	1	A09890A-028	HOSE ASSEMBLY, 1/4 x 28
55	1	A09894A-018	HOSE ASSEMBLY, 1/4 x 18
56	1	A09894A-016	HOSE ASSEMBLY, 1/4 x 16
57	2	A09894A-048	HOSE ASSEMBLY, 1/4 x 48
58	1	A09890A-025	HOSE ASSEMBLY, 1/4 x 25
59	1	A09891A-051	HOSE ASSEMBLY, 1/4 x 51
60	1	A10079A-036	HOSE ASSEMBLY, 3/8 x 36
61	1	A10079A-052	HOSE ASSEMBLY, 3/8 x 52
62	1	A09889A-175	HOSE ASSEMBLY, 1/4 x 175
63	1	A09892A-063	HOSE ASSEMBLY, 1/4 x 63
64	1	A09890A-050	HOSE ASSEMBLY, 1/4 x 50
65	1	A09891A-105	HOSE ASSEMBLY, 1/4 x 105
66	1	A09891A-095	HOSE ASSEMBLY, 1/4 x 95
67	2	A09891A-161	HOSE ASSEMBLY, 1/4 x 161
68	2	A09889A-163	HOSE ASSEMBLY, 1/4 x 163
69	1	A10314A-177	HOSE ASSEMBLY, 1/4 x 177
70	1	A10325A-140	HOSE ASSEMBLY, 1/4 x 140
71	1	A10325A-039	HOSE ASSEMBLY, 1/4 x 39
72	1	A10325A-035	HOSE ASSEMBLY, 1/4" x 35
73	1	A10325A-015	HOSE ASSEMBLY, 1/4 x 15
74	3	A10338A-036	HOSE ASSEMBLY, 1/4 x 36
75	6	A10313A-022	HOSE ASSEMBLY, 3/8 x 22
76	1	A10079A-133	HOSE ASSEMBLY, 3/8 x 133
77	1	A10079A-138	HOSE ASSEMBLY, 3/8 x 138
78	2	A10079A-142	HOSE ASSEMBLY, 3/8 x 142
79	2	A10079A-126	HOSE ASSEMBLY, 3/8 x 126
80	8	A10313A-017	HOSE ASSEMBLY, 3/8 x 17
81	8	A10313A-023	HOSE ASSEMBLY, 3/8 x 23
82	2	A10313A-153	HOSE ASSEMBLY, 3/8 x 153
83	2	A10313A-018	HOSE ASSEMBLY, 3/8 x 18
84	2	A10326A-030	HOSE ASSEMBLY, 1/4 x 30
85	1	A10079A-090	HOSE ASSEMBLY, 3/8 x 90
86	1	A10079A-047	HOSE ASSEMBLY, 3/8 x 47
87	1	A10082A-052	HOSE ASSEMBLY, 3/8 x 52
88	1	A10079A-082	HOSE ASSEMBLY, 3/8 x 82
89	1	A10079A-192	HOSE ASSEMBLY, 3/8 x 192
90	1	A10079A-195	HOSE ASSEMBLY, 3/8 x 195
91	1	A10079A-154	HOSE ASSEMBLY, 3/8 x 154
92	1	A10079A-150	HOSE ASSEMBLY, 3/8 x 150
93	1	A10079A-145	HOSE ASSEMBLY, 3/8 x 145
94	1	A10491A-022	HOSE ASSEMBLY, 1/2 x 22

FITTING KIT, 033108A

TBM Series II: 720



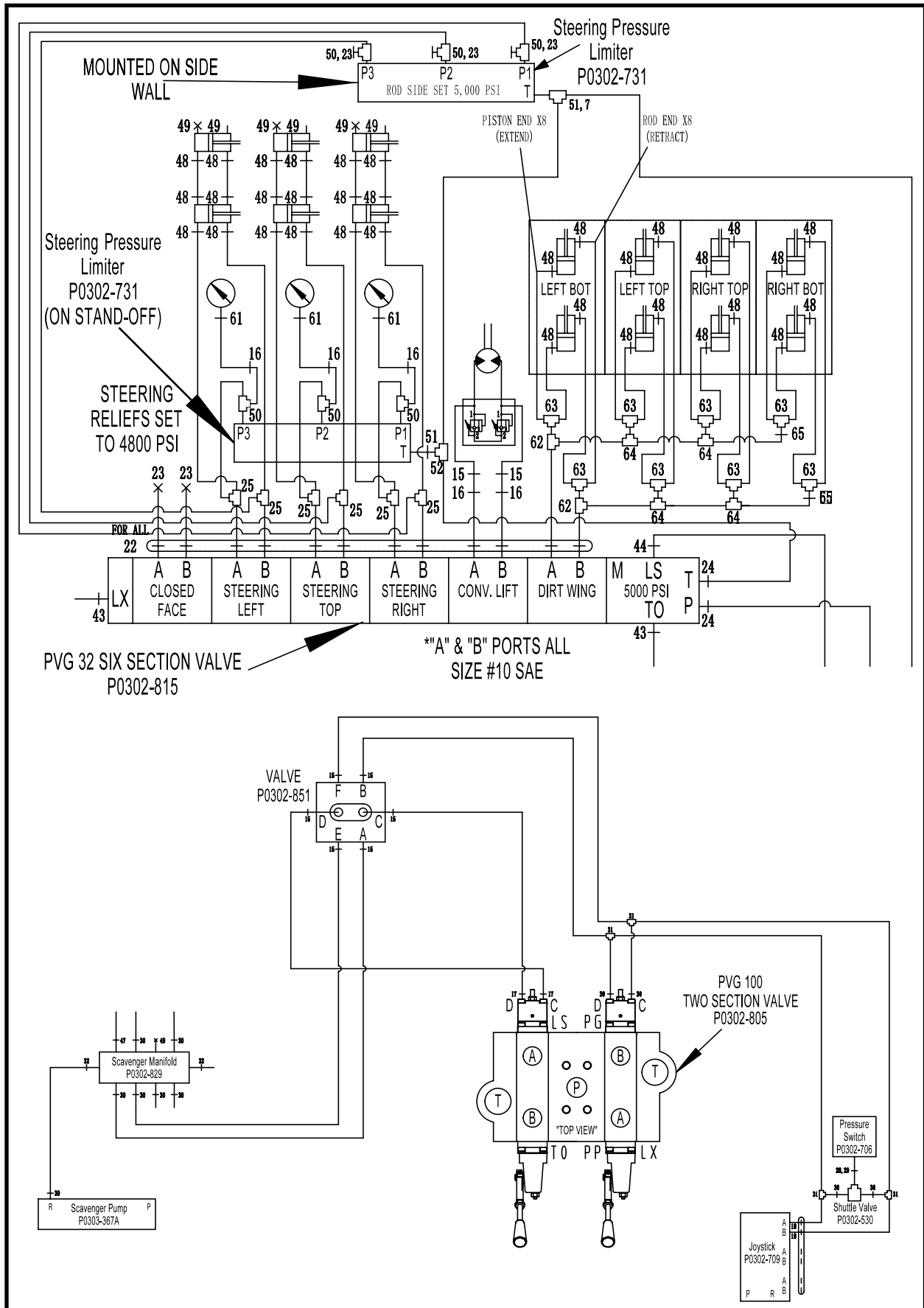
FITTING KIT, 033108A
TBM Series II: 720

ITEM	QTY	PART NO.	DESCRIPTION
0	1	033108A	FITTING KIT-720 Series II
1	2	P0300-625	FITTING, 20MFFOR-20MFFOR BKHD
2	2	P0300-558	FITTING, 20MFFOR-16MB
3	2	P0300-434	FITTING, 16MFOR-16MB45
4	1	P0300-561	FITTING, 12MFFOR-16MB45
5	1	P0300-395	FITTING, 08FFOR-04MFOR
6	5	P0300-316	FITTING, 08MFOR-08MB90
7	4	P0300-318	FITTING, 08MFOR-08FFORX-08MFOR
8	1	P0300-608	FITTING, 12MFFOR-20MB90
9	1	P0300-622	FITTING, 12FFOR-08MFOR
10	1	P0300-765	FITTING, 12MFFOR-20MB
11	1	P0300-658	FITTING, 20MB-12FB
12	1	P0300-579	FITTING, 12MFS-12MAORB-12MFS
13	1	P0300-687	FITTING, 16MFFOR-20MB45
14	1	P0300-374	FITTING, 16MFOR-20MB
15	11	P0300-430	FITTING, 06MFOR-08MB
16	3	P0300-603	FITTING, 06MFOR-06FFORX90
17	7	P0300-311	FITTING, 04MFFOR-06MB90
18	4	P0300-362	FITTING, 04MFOR-04MB
19	2	P0300-372	FITTING, 12MFOR-12MB90
20	1	P0300-300	FITTING, 08MFOR-10MB
21	2	P0300-302	FITTING, 08MFOR-10MB90
22	14	P0300-634	FITTING, 06MFOR-10MB
23	7	P0300-390	FITTING, 06FOR-CAP
24	2	P0300-373	FITTING, 08MFOR-12MB90
25	8	P0300-613	FITTING, 06MFOR-06FFORX-06MFOR
26	1	P0300-730	FITTING, 4MFFOR-4MFFOR-4MB
27	4	P0300-590	FITTING, 04MFFOR-04MB45
28	1	P0300-575	FITTING, 06MORB-04FORB, ST
29	1	P0300-541	ORING, #4 OR
30	16	P0300-310	FITTING, 04MFOR-06MB
31	4	P0300-313	FITTING, 04MFOR-04MFOR-04FFORX
32	4	P0300-717	FITTING, 6MFFOR-8MB90
33	1	P0300-949	FLANGE, Split 20SF XO-M12
34	1	P0300-778	FITTING, FF1804-20-20
35	1	P0300-551	FITTING, 20MFFOR-20FFORX-20MFFOR
36	2	P0300-450	FITTING, 16MFOR-20MB90
37	4	P0300-921	FITTING, 16MFFOR-14MB
38	4	P0300-668	FITTING, 16MFFOR-16FFORX90
39	2	P0300-724	FITTING, 06MFFOR-06MBSPP
40	1	P0300-902	FITTING, 10MB-10FB90
41	1	P0300-619	FITTING, 10FFOR-06MFOR
42	1	P0300-600	FITTING, 08FFS-06MFS
43	2	P0300-429	FITTING, 06MFOR-05MB90
44	3	P0300-314	FITTING, 04MFOR-05MB
45	1	P0300-821	FITTING, 4MFFOR-4MB-4MFFOR
46	1	P0300-618	FITTING, 06FFORX-06MB90
47	4	P0300-356	FITTING, 06MFOR-06MB
48	38	P0300-355	FITTING, 06MFOR-06MB90
49	8	P0300-027	PLUG, 06MB-PLUG
50	12	P0300-386	FITTING, 06MFOR-06MB-06MFOR
51	5	P0300-750	FITTING, 08MFFOR-06MB
52	2	P0300-428	FITTING, 08MFOR-08MFOR-08FFORX

(Continued On Next Page)

FITTING KIT, 033108A

TBM Series II: 720

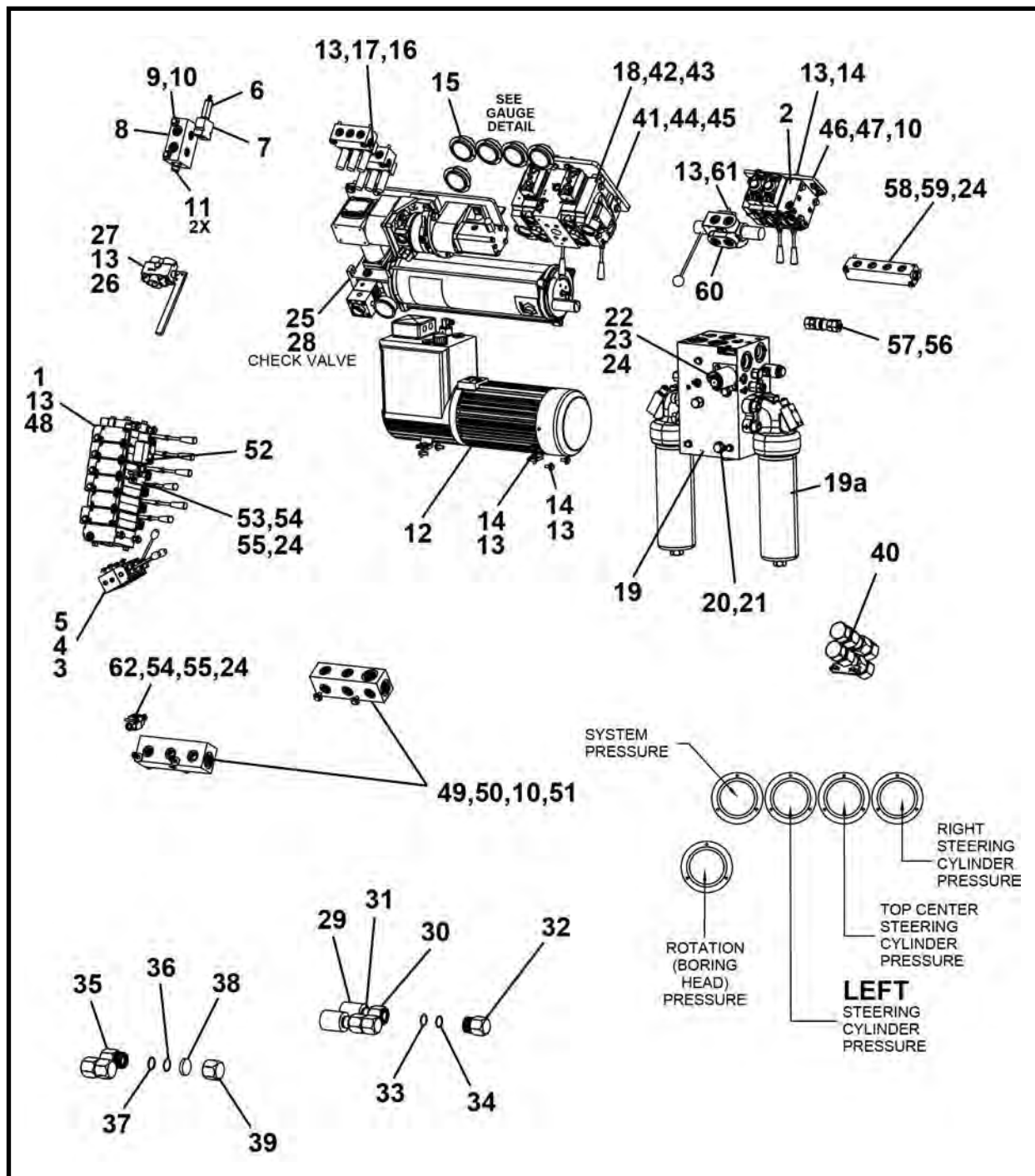


FITTING KIT, 033108A
TBM Series II: 720

ITEM	QTY	PART NO.	DESCRIPTION
53	4	P0300-376	FITTING, 06MFOR-06MFOR-06MB
54	12	P0300-580	FITTING, 10MFS-12MORB
55	2	P0300-806	FITTING, 10MFFOR-12MB45
56	4	P0300-633	FITTING, 10MFFOR-12MB90
57	8	P0300-385	FITTING, 10MFFOR-10MB
58	2	P0300-371	FITTING, 16MFOR-16MB90
59	2	P0300-319	FITTING, 16MFFOR-16MB
60	6	P0300-384	FITTING, 10MFOR-10MB45
61	5	P0300-594	FITTING, 4FB-4MFFOR
62	2	P0300-791	FITTING, 06MFFOR-06MFFOR-BKHD-06MFFOR
63	8	P0300-602	FITTING, 06MFOR-06MFOR-06FFORX
64	4	P0300-814	TEE, Bulkhead
65	2	P0300-766	FITTING, 06MFFOR-06MFFOR-BKDH90
66	2	P0300-427	FITTING, 04MFOR-04MB90
67	2	P0300-928	FITTING, 20MFFOR-20MFFOR-BKHD-20MFFOR
68	2	P0300-630	FITTING, 20FFOR-16MFOR
69	4	P0300-383	FITTING, 10MFOR-10MB90
70	1	P0300-408	CAP, 08FFOR-CAP

HYDRAULIC PARTS ASSEMBLY, 033109A

TBM Series II: 720



ITEM	QTY	PART NO.	DESCRIPTION
0	1	033109A	HYDRAULIC PARTS ASSEMBLY
1**	1	P0302-815	VALVE, Six Section
2**	1	P0302-806	VALVE, Two Section
3**	1	P0302-709	JOYSTICK
4	4	PM6A-20-1.00	SCREW, Hex Cap M6-1.0 x 20MM H 10.9
5	4	PM40-6	WASHER, Flat 6MM
6	1	P0302-513	CARTRIDGE
7	1	P0302-514	BODY, Port 3/8
8	1	A43766P	MANIFOLD, Case Drain
9	4	P0001-06-002	BOLT, Hex 3/8 UNC x .5
10	16	P0040-006	WASHER, Hardened Flat 3/8
11	2	P0302-701	CHECK VALVE

HYDRAULIC PARTS ASSEMBLY, 033109A
TBM Series II: 720

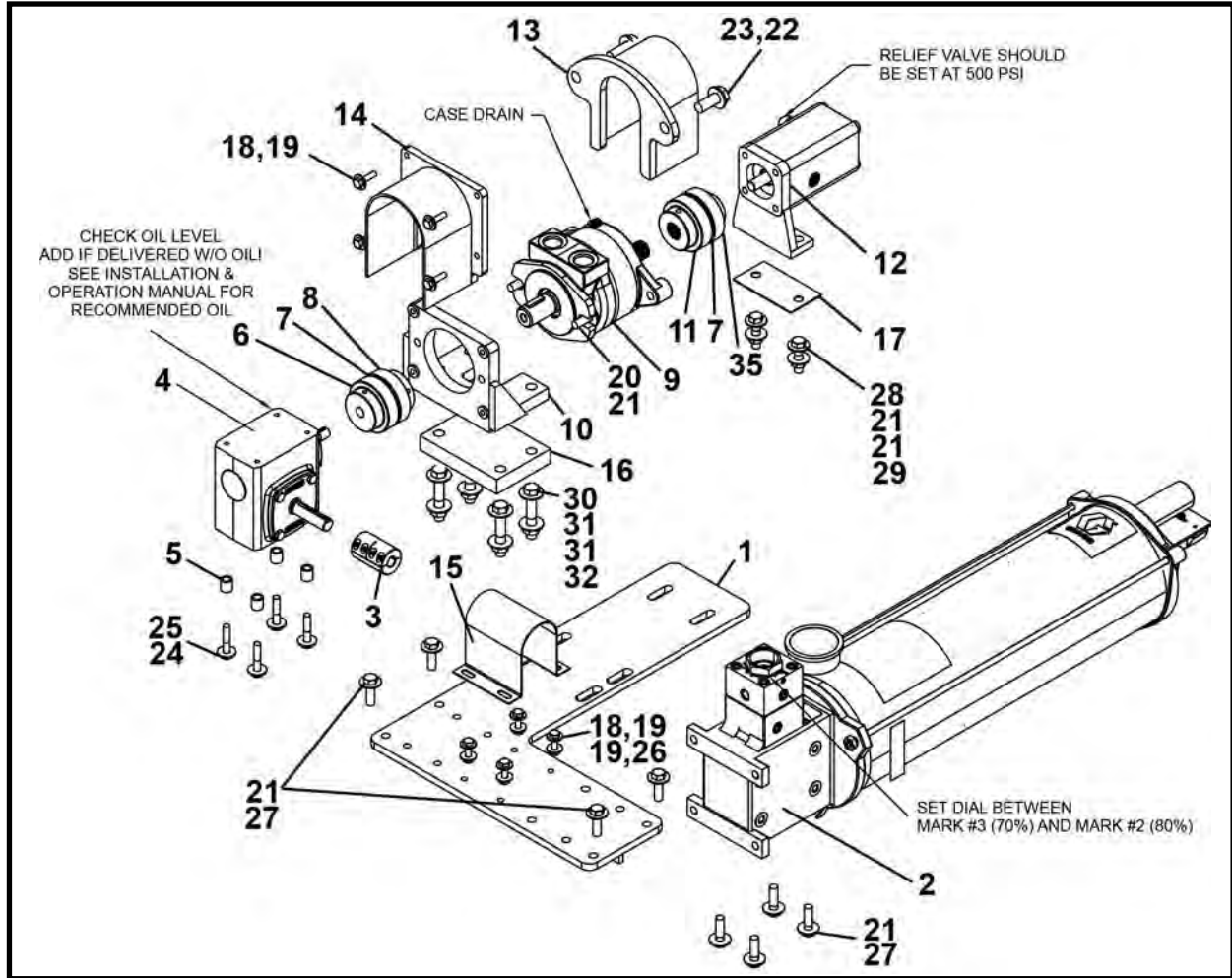
ITEM	QTY	PART NO.	DESCRIPTION
12^	1	031705A	ASSEMBLY, Scavenge Pump
13	20	P0040-005	WASHER, Hardened Flat 5/16
14	12	P0001-05-003	BOLT, Hex 5/16 UNC x .75
15	5	P0301-146	GAUGE, 6000 PSI
16	2	P0302-731	LIMITER, Steering Pressure
17	2	P0001-05-010	BOLT, Hex 5/16 UNC x 2.5
18**	1	P0302-805	VALVE, Two Section
19	1	P0302-808	MANIFOLD
19a	2	P0309-208A	ELEMENT, Filter
20	2	P0040-010	WASHER, Hardened Flat 5/8
21	2	P0001-10-032	BOLT, Hex 5/8 UNC x 8
22	1	031009A	GUARD, Solenoid
23	2	P0001-04-002	BOLT, Hex 1/4 UNC x .5
24	8	P0040-004	WASHER, Hardened Flat 1/4
25*	1	031093A	ASSEMBLY, Grease/Lube
26**	1	P0302-784	VALVE, Selector
27	2	P0001-05-007	BOLT, Hex 5/16 UNC x 1.75
28	1	P0302-810	CHECK VALVE
29	2	P0421-012	COUPLER, Reducer 1-1/4 x 1
30	2	004901P01	COUPLER
31	2	004899P00	UNION, Coupler
32	2	008146P00	CAP, Pressure Line
33	2	P0084-123	ORING
34	2	P0085-123	ORING
35	2	027687P	FITTING, HP Threaded 1-1/4
36	2	P0084-124	RING, Backup 1-1/4 ID 3/32
37	2	P0085-124A	ORING, 90 Durometer
38	2	027651P	INSERT, Rubber
39	2	027671P	CAP, Storage High Pressure
40*	1	027698A	KIT, Adapter LP To Series II
41	1	031039P	MOUNT, Two Section Valve
42	4	PM12A-1.75-030	SCREW, Hex PM12-1.75 x 30 10.9
43	4	P0040-007	WASHER, Hardened Flat 7/16
44	4	P0040-008	WASHER, Hardened Flat 1/2
45	4	P0001-08-005	SCREW, Hex Cap 1/2 UNC x 1.25
46	1	031365P	MOUNT, Two Section Valve
47	4	P0001-06-003	BOLT, Hex 3/8 UNC x .75
48	4	P0001-05-004	BOLT, Hex 5/16 UNC x 1
49	2	033123P	MANIFOLD, Drive Motor
50	4	P0001-06-013	BOLT, Hex 3/8 UNC x 3.25
51	4	P0003-06-000	NUT, Hex 3/8 UNC
52	1	P0302-706	SWITCH, Pressure 5000 PSI
53	1	P0302-530	VALVE, Shuttle
54	2	024545P	PLATE, Pressure Switch
55	4	P0001-04-006	BOLT, Hex 1/4 UNC x 1.5
56	1	P0100-004B	COUPLER, Male
57	1	P0100-004A	COUPLER, Female
58	1	P0302-829	MANIFOLD, 4 Station
59	2	P0001-04-010	BOLT, Hex 1/4 UNC x 2.5
60**	1	P0302-851	VALVE, 6 Way 2 Position
61	2	P0001-05-012	BOLT, Hex 5/16 UNC x 3
62	1	P0302-849	VALVE, Shuttle High Pressure

* Refer to this section for parts information

** Refer to Section 7, Valves for parts information.

^ Refer to Section 9, Pumps for parts information.

GREASE & LUBE ASSEMBLY, 031093A
TBM Series II: 48SC - 420 - 480 - 540 - 600 - 720



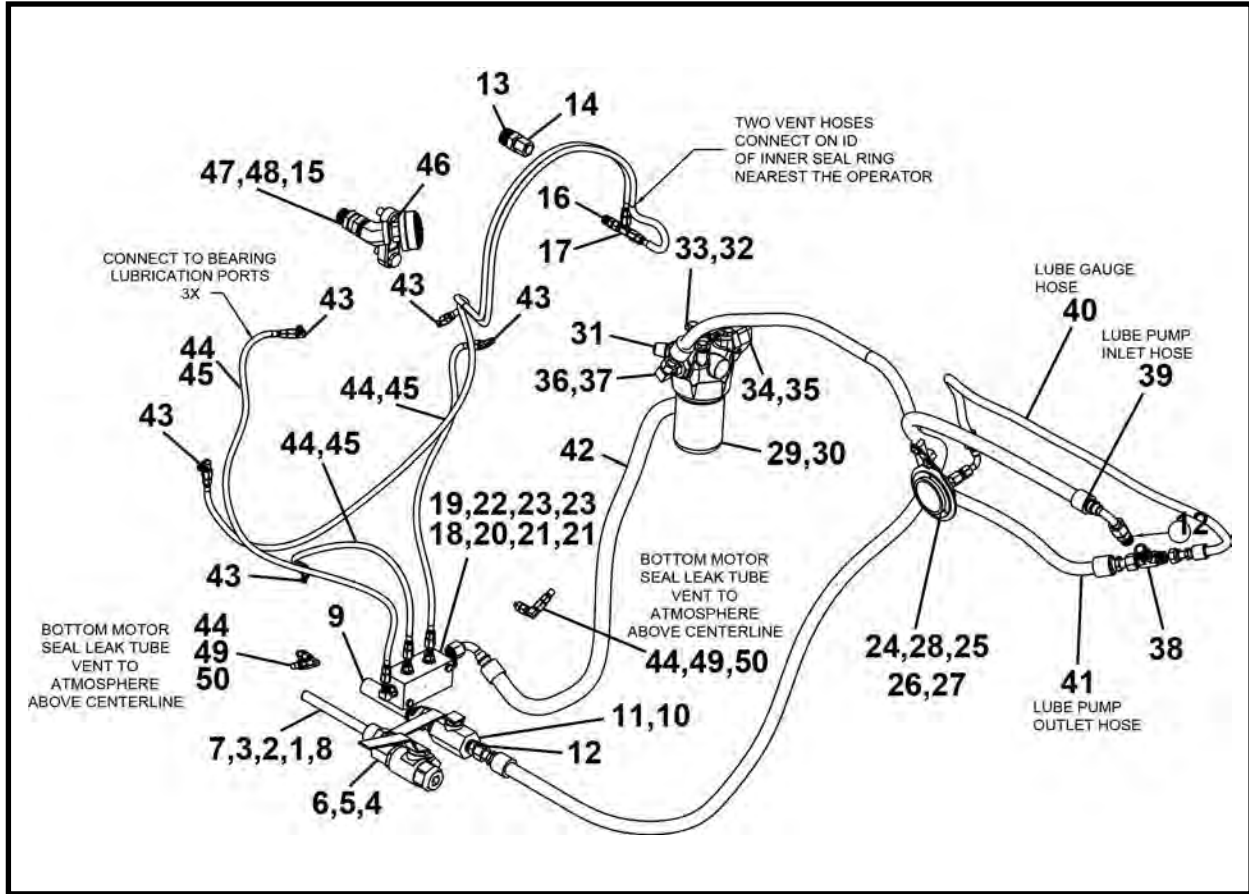
ITEM	QTY	PART NO.	DESCRIPTION
0	1	031093A	GREASE & LUBE ASSEMBLY
1	1	031083A	MOUNT, Grease/Lube
2	1	P0303-404	RESERVOIR, Grease Pump 20 LB
3	1	P0305-254	COUPLING, Rigid Shaft Two Piece
4	1	P0097-042	REDUCER, Gear Right Angle
5	4	030299P	STAND OFF, Grease Pump
6	1	P0305-253	COUPLING
7	2	P0305-139E	INSERT
8	1	P0305-139D	COUPLER
9*	1	P0304-351	MOTOR
10	1	P0304-142	BRACKET
11	1	P0305-237	COUPLING
12	1	P0303-405	PUMP
13	1	031086A	GUARD, Lube Pump
14	1	031089A	GUARD, Gear Box
15	1	031090P	FORMING, Grease
16	1	031091P	MOUNT, Motor
17	1	031092P	SPACER, Pump Mount
18	8	P0001-04-004	BOLT, Hex 1/4 UNC x 1
19	12	P0040-004	WASHER, Hardened Flat 1/4
20	2	P0001-06-004	BOLT, Hex 3/8 UNC x 1
21	14	P0040-006	WASHER, Hardened Flat 3/8

GREASE & LUBE ASSEMBLY, 031093A
TBM Series II: 48SC - 420 - 480 - 540 - 600 - 720

ITEM	QTY	PART NO.	DESCRIPTION
22	2	P0001-08-005	SCREW, Hex Cap 1/2 UNC x 1.25
23	2	P0040-008	WASHER, Hardened Flat 1/2
24	4	P0001-05-006	BOLT, 5/16 UNC x 1.5
25	4	P0040-005	WASHER, Hardened Flat 5/16
26	4	P0003-04-000	NUT, Hex 1/4 UNC
27	8	P0001-06-005	BOLT, 3/8 UNC x 1.25
28	2	P0001-06-006	BOLT, Hex 3/8 UNC x 1.5
29	2	P0003-06-000	NUT, Hex 3/8 UNC
30	4	P0001-07-010	SCREW, Hex Cap 7/16 UNC x 2.5
31	8	P0040-007	WASHER, Hardened Flat 7/16
32	4	P0003-07-000	NUT, Hex 7/16 UNC
33	1	P0303-375A	DISK, Blowout 1/4
34	1	P0303-375B	KIT, B/O Disk
35	1	032321P	COUPLING

* Refer to Section 8, Motors for parts information.

LUBE ASSEMBLY, 031630A
TBM Series II: 48SC



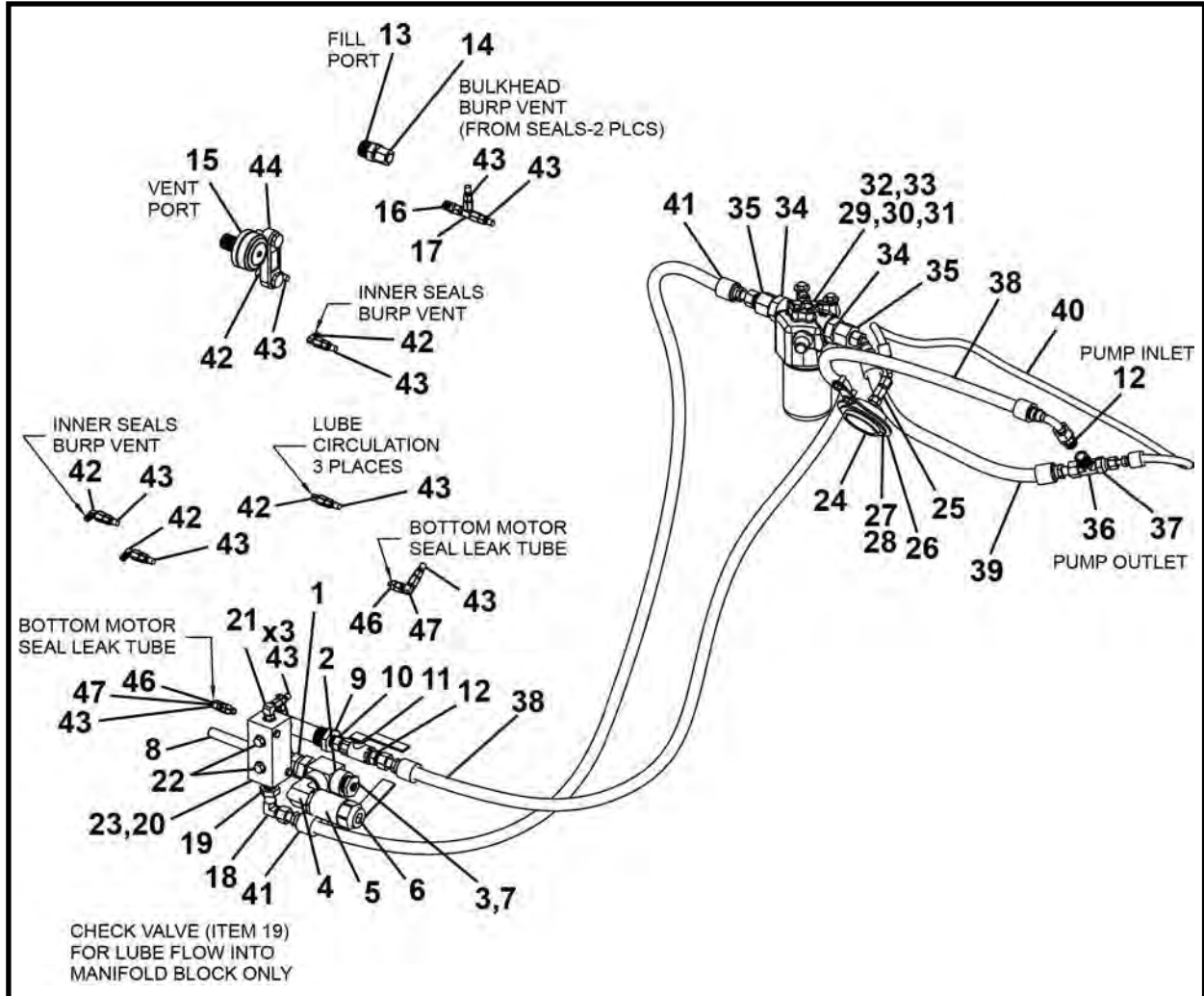
ITEM	QTY	PART NO.	DESCRIPTION
0	1	031630A	LUBE ASSEMBLY -48SC Series II
1	1	P0300-074	FITTING, 16MP-16FPX
2	1	P0300-076	FITTING, 16MP-16FP-16FP
3	1	024449P	PLUG, Tank Magnet
4	1	P0300-090	FITTING, 16MP-16MP90
5	1	P0302-231	VALVE, Ball
6	1	P0300-104	FITTING, 16MP-HHP
7	1	P0300-026	FITTING, 04MP-HHP
8	1	P0091-022	MAGNET, Tank
9	1	P0309-205	STRAINER, Suction
10	1	P0300-048	FITTING, 08MP-08MP
11	1	P0302-325	VALVE, Ball 1/2 3000PSI
12	2	P0300-382	FITTING, 08MFOR-08MP
13	1	P0300-636	FITTING, 08MFOR-12MP
14	1	P0300-408	CAP, 08FFOR-CAP
15	1	P0308-110	BREATHER, 10M 3/4 NPT
16	1	P0300-249	FITTING, 04MJ-04MP
17	1	P0300-264	FITTING, 04MJ-04FJX-04MJ
18	1	P0302-498	VALVE, Check #8
19	1	024495P	MANIFOLD, Lube
20	3	P0300-251	FITTING, 04MJ-04MB90
21	2	P0300-185	PLUG, 04MB-PLUG
22	2	P0001-04-009	BOLT, Hex 1/4 UNC x 2.25
23	2	P0300-250	FITTING, 04MJ-04MB
24	1	P0301-156	GAUGE
25	1	P0300-594	FITTING, 4FB-4MFFOR

LUBE ASSEMBLY, 031630A
TBM Series II: 48SC

ITEM	QTY	PART NO.	DESCRIPTION
26	2	P0040-005	WASHER, Hardened Flat 5/16
27	2	P0001-05-003	BOLT, Hex 5/16 UNC x .75
28	1	031060P	MOUNT, Gauge
29	1	P0309-206	FILTER
30	1	P0309-206A	ELEMENT, Filter
31	1	P0301-154	INDICATOR
32	3	P0040-006	WASHER, Hardened Flat 3/8
33	3	P0001-06-003	BOLT, Hex 3/8 UNC x .75
34	1	P0300-632	FITTING, 12MFFOR-16MB90
35	2	P0300-622	FITTING, 12FFOR-08MFOR
36	1	P0300-846	FITTING, 16MB-08FB
37	1	P0300-316	FITTING, 08MFOR-08MB90
38	1	P0300-394	FITTING, 08MFOR-08MFOR-08MP
39	1	A10324A-089	HOSE ASSEMBLY, 1/2 x 89
40	1	A10325A-040	HOSE ASSEMBLY, 1/4 x 40
41	1	A10372A-052	HOSE ASSEMBLY, 1/2 x 52
42	1	A10324A-041	HOSE ASSEMBLY, 1/2 x 41
43	3	P0300-418	FITTING, 04MJ-02MP90-FGD
44	12	P0220-303	FITTING, 02PCTS-04FJX
45	225 LI	P0201-290	HOSE, Plastic 1/8 x 225
46	1	P0303-364	GAUGE, Sight
47	1	P0300-117	FITTING, 12MP-12FPX
48	1	P0300-006	FITTING, 12MP-12FP45
49	2	P0300-811	FITTING, 04MJ-02MB
50	2	P0300-271	FITTING, 04MJ-04FJX90

LI - Linear Inch

LUBE ASSEMBLY, 031030A
TBM Series II: 420



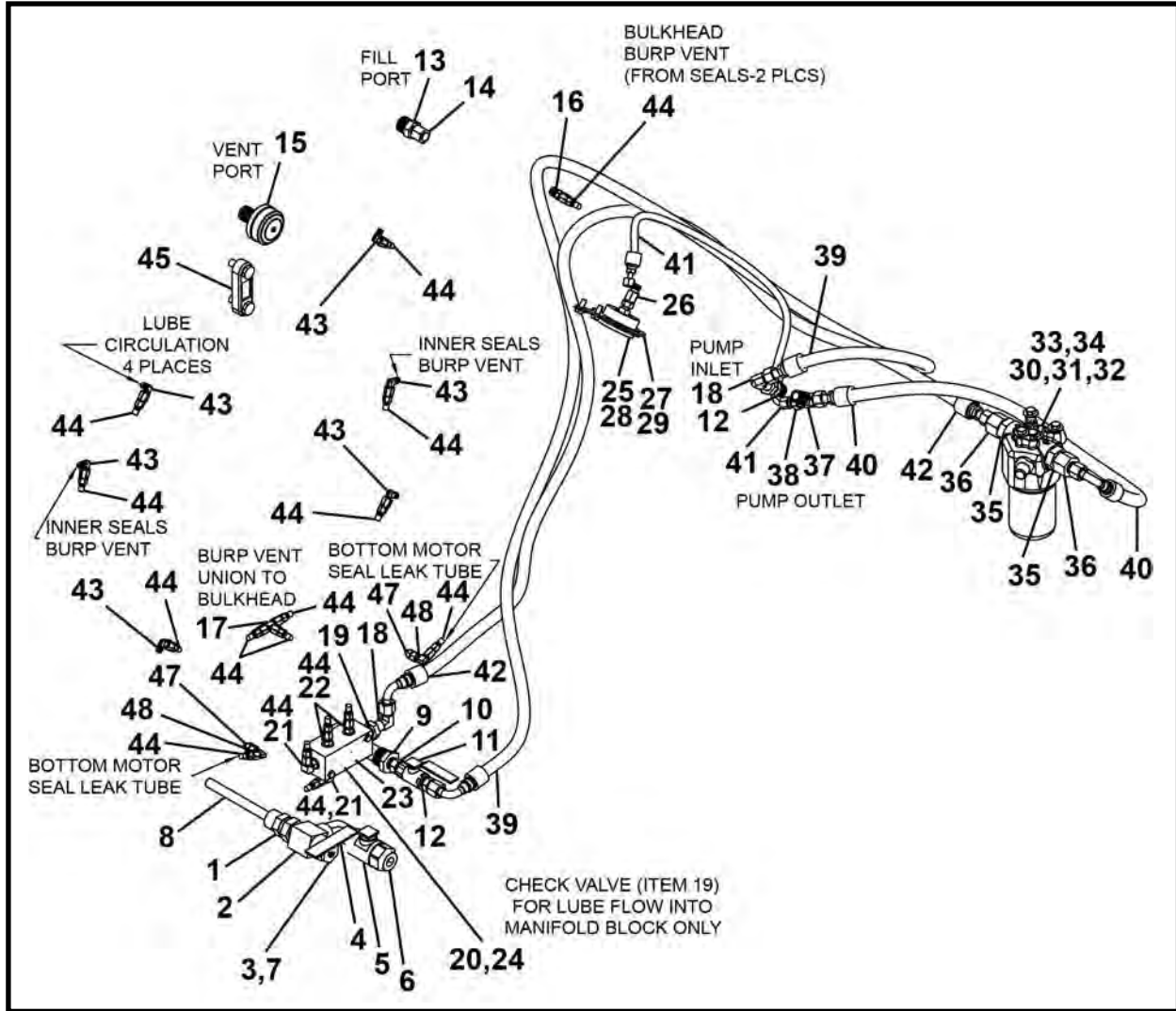
ITEM	QTY	PART NO.	DESCRIPTION
0	1	031030A	LUBE ASSEMBLY -420 Series II
1	1	P0300-074	FITTING, 16MP-16FPX
2	1	P0300-076	FITTING, 16MP-16FP-16FP
3	1	024449P	PLUG, Tank Magnet
4	1	P0300-090	FITTING, 16MP-16MP90
5	1	P0302-231	VALVE, Ball
6	1	P0300-104	FITTING, 16MP-HHP
7	1	P0300-026	FITTING, 04MP-HHP
8	1	P0091-022	MAGNET, Tank
9	1	P0309-205	STRAINER, Suction
10	1	P0300-048	FITTING, 08MP-08MP
11	1	P0302-185	VALVE 1/2" BALL
12	2	P0300-382	FITTING, 08MFOR-08MP
13	1	P0300-636	FITTING, 08MFOR-12MP
14	1	P0300-408	CAP, 08FFOR-CAP
15	1	P0308-110	BREATHER
16	1	P0300-249	FITTING, 04MJ-04MP
17	1	P0300-264	FITTING, 04MJ-04FJX-04MJ
18	1	P0300-317	FITTING, 08MFOR-08FFORX90
19	1	P0302-498	VALVE, Check #8
20	1	024495P	MANIFOLD, Lube

LUBE ASSEMBLY, 031030A
TBM Series II: 420

ITEM	QTY	PART NO.	DESCRIPTION
21	3	P0300-251	FITTING, 04MJ-04MB90
22	2	P0300-185	PLUG, 04MB-PLUG
23	2	P0001-04-009	BOLT, Hex 1/4 UNC x 2.25
24	1	P0301-156	GAUGE
25	1	P0300-594	FITTING, 4FB-4MFFOR
26	1	031060P	MOUNT, Gauge
27	2	P0040-005	WASHER, Hardened Flat 5/16
28	2	P0001-05-003	BOLT, 5/16 UNC x .75
29	1	P0309-206	FILTER
30	1	P0309-206A	ELEMENT, Filter
31	1	P0301-154	INDICATOR
32	3	P0040-006	WASHER, Hardened Flat 3/8
33	3	P0001-06-003	BOLT, Hex 3/8 UNC x .75
34	2	P0300-378	FITTING, 12MFFOR-16MB
35	2	P0300-622	FITTING, 12FFOR-08MFOR
36	1	P0300-394	FITTING, 08MFOR-08MFOR-08MP
37	1	P0300-395	FITTING, 08FFOR-04MFOR
38	1	A09912A-090	HOSE ASSEMBLY, 1/2 x 90
39	1	A09911A-024	HOSE ASSEMBLY, 1/2 x 24
40	1	A09887A-039	HOSE ASSEMBLY, 1/4 x 39
41	1	A10491A-074	HOSE ASSEMBLY, 1/2 x 74
42	5	P0300-418	FITTING, 04MJ-02MP90-FGD
43	12	P0220-303	FITTING, 02PCTS-04FJX
44	1	P0303-364	GAUGE, Sight
45	500 LI	P0201-290	HOSE, Plastic 1/8
46	2	P0300-811	FITTING, 04MJ-02MB
47	2	P0300-271	FITTING, 04MJ-04FJX90

LI - Linear Inch

LUBE ASSEMBLY, 031732A
TBM Series II: 480



ITEM	QTY	PART NO.	DESCRIPTION
0	1	031732A	LUBE ASSEMBLY -480 Series II
1	1	P0300-074	FITTING, 16MP-16FPX
2	1	P0300-076	FITTING, 16MP-16FP-16FP
3	1	024449P	PLUG, Tank Magnet
4	1	P0300-090	FITTING, 16MP-16MP90
5	1	P0302-231	VALVE, Ball
6	1	P0300-104	FITTING, 16MP-HHP
7	1	P0300-026	FITTING, 04MP-HHP
8	1	P0091-022	MAGNET, Tank
9	1	P0309-205	STRAINER, Suction
10	1	P0300-048	FITTING, 08MP-08MP
11	1	P0302-185	VALVE, Ball 1/2
12	2	P0300-382	FITTING, 08MPFOR-08MP
13	1	P0300-636	FITTING, 08MPFOR-12MP
14	1	P0300-408	CAP, 08FFOR-CAP
15	1	P0308-110	BREATHER
16	1	P0300-249	FITTING, 04MJ-04MP
17	1	P0300-745	FITTING, 04MJ-04MJ-04MJ
18	2	P0300-317	FITTING, 08MPFOR-08FFORX90
19	1	P0302-498	VALVE, Check #8

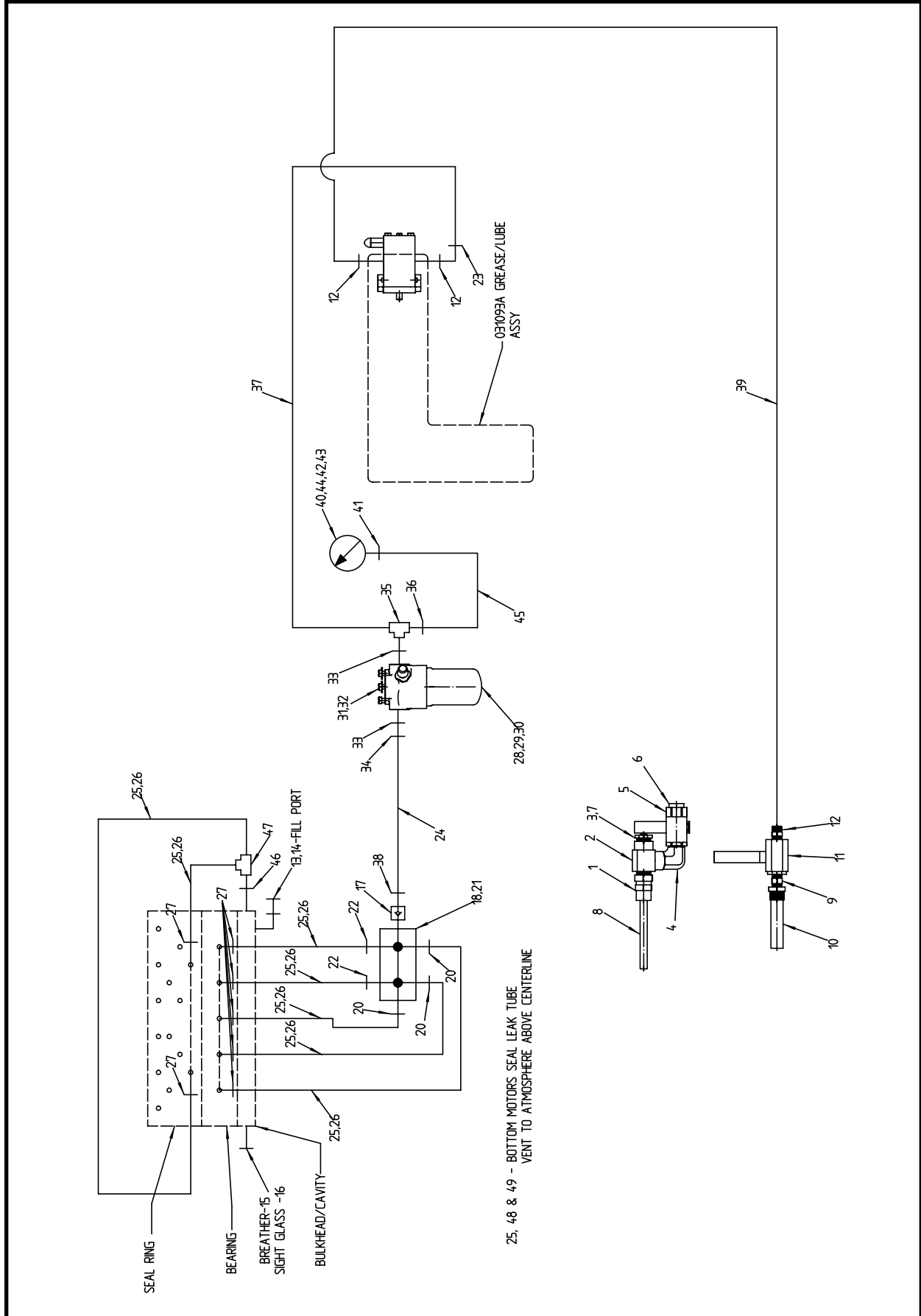
LUBE ASSEMBLY, 031732A
TBM Series II: 480

ITEM	QTY	PART NO.	DESCRIPTION
20	1	024495P	MANIFOLD, Lube
21	2	P0300-251	FITTING, 04MJ-04MB90
22	2	P0300-250	FITTING, 04MJ-04MB
23	1	P0300-185	PLUG, 04MB-PLUG
24	2	P0001-04-009	BOLT, Hex 1/4 UNC x 2.25
25	1	P0301-156	GAUGE
26	1	P0300-594	FITTING, 4FB-4MFFOR
27	1	031060P	MOUNT, Gauge
28	2	P0040-005	WASHER, Hardened Flat 5/16
29	2	P0001-05-003	BOLT, Hex 5/16 UNC x .75
30	1	P0309-206	FILTER
31	1	P0309-206A	ELEMENT, Filter
32	1	P0301-154	INDICATOR
33	3	P0040-006	WASHER, Hardened Flat 3/8
34	3	P0001-06-003	BOLT, Hex 3/8 UNC x .75
35	2	P0300-378	FITTING, 12MFFOR-16MB
36	2	P0300-622	FITTING, 12FFOR-08MFOR
37	1	P0300-394	FITTING, 08MFOR-08MFOR-08MP
38	1	P0300-395	FITTING, 08FFOR-04MFOR
39	1	A09912A-111	HOSE ASSEMBLY, 1/2 x 111
40	1	A09912A-035	HOSE ASSEMBLY, 1/2 x 35
41	1	A09889A-028	HOSE ASSEMBLY, 1/4 x 28
42	1	A09912A-088	HOSE ASSEMBLY, 1/2 x 88
43	6	P0300-418	FITTING, 04MJ-02MP90-FGD
44	16	P0220-303	FITTING, 02PCTS-04FJX
45	1	P0303-364	GAUGE, Sight
46	600 LI	P0201-290	HOSE, Plastic 1/8
47	2	P0300-811	FITTING, 04MJ-02MB
48	2	P0300-271	FITTING, 04MJ-04FJX90

LI - Linear Inch

LUBE ASSEMBLY, 031832A

TBM Series II: 540

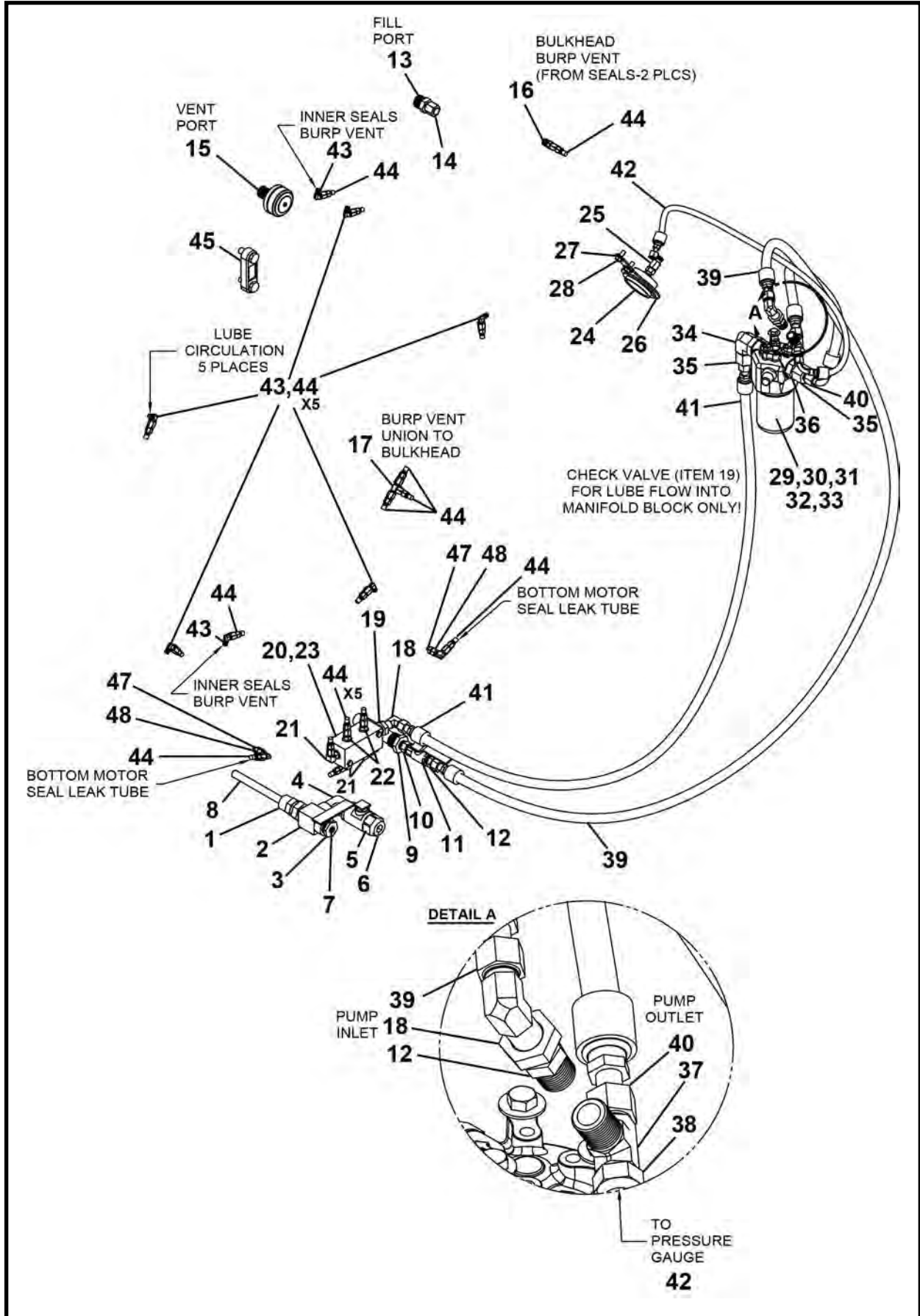


LUBE ASSEMBLY, 031832A
TBM Series II: 540

ITEM	QTY	PART NO.	DESCRIPTION
0	1	031832A	LUBE ASSEMBLY -540 Series II
1	1	P0300-074	FITTING, 16MP-16FPX
2	1	P0300-076	FITTING, 16MP-16FP-16FP
3	1	024449P	PLUG, Tank Magnet
4	1	P0300-090	FITTING, 16MP-16MP90
5	1	P0302-231	VALVE, Ball
6	1	P0300-104	FITTING, 16MP-HHP
7	3	P0300-026	FITTING, 04MP-HHP
8	1	P0091-022	MAGNET, Tank
9	1	P0300-048	FITTING, 08MP-08MP
10	1	P0309-205	STRAINER, Suction
11	1	P0302-185	VALVE, Ball 1/2
12	3	P0300-382	FITTING, 08MFOR-08MP
13	1	P0300-636	FITTING, 08MFOR-12MP
14	1	P0300-408	CAP, 08FFOR-CAP
15	1	P0308-110	BREATHER
16	1	P0303-364	GAUGE, Sight
17	1	P0302-498	VALVE, Check #8
18	1	024495P	MANIFOLD, Lube
19	REF	P0300-185	PLUG, 04MB-PLUG
20	3	P0300-251	FITTING, 04MJ-04MB90
21	2	P0001-04-009	BOLT, Hex 1/4 UNC x 2.25
22	2	P0300-250	FITTING, 04MJ-04MB
23	1	P0300-317	FITTING, 08MFOR-08FFORX90
24	1	A10491A-063	HOSE ASSEMBLY, 1/2 x 63
25	16	P0220-303	FITTING, 02PCTS-04FJX
26	400 LI	P0201-290	HOSE, Plastic 1/8
27	7	P0300-418	FITTING, 04MJ-02MP90-FGD
28	1	P0309-206	FILTER
29	1	P0309-206A	ELEMENT, Filter
30	1	P0301-154	INDICATOR
31	2	P0040-006	WASHER, Hardened Flat 3/8
32	3	P0001-06-003	BOLT, Hex 3/8 UNC x .75
33	2	P0300-846	FITTING, 16MB-08FB
34	1	P0300-316	FITTING, 08MFOR-08MB90
35	1	P0300-726	FITTING, 08MFOR-08MFOR-08MB
36	1	A09912A-072	HOSE ASSEMBLY, 1/2 x 72
37	1	A09912A-031	HOSE ASSEMBLY, 1/2 x 31
38	1	P0300-317	FITTING, 08MFOR-08FFORX90
39	1	A09912A-079	HOSE ASSEMBLY, 1/2 x 79
40	1	P0301-156	GAUGE
41	1	P0300-594	FITTING, 4FB-4MFFOR
42	2	P0040-005	WASHER, hardened Flat 5/16
43	2	P0001-05-003	BOLT, Hex 5/16 UNC x .75
44	1	031060P	MOUNT, Gauge
45	1	A10338A-053	HOSE ASSEMBLY, 1/4 x 53
46	1	P0300-249	FITTING, 04MJ-04MP
47	1	P0300-264	FITTING, 04MJ-04FJX-04MJ
48	2	P0300-811	FITTING, 04MJ-02MB
49	2	P0300-271	FITTING, 04MJ-04FJX90

LI - Linear Inch
REF - Reference

LUBE ASSEMBLY, 032702A
TBM Series II: 600

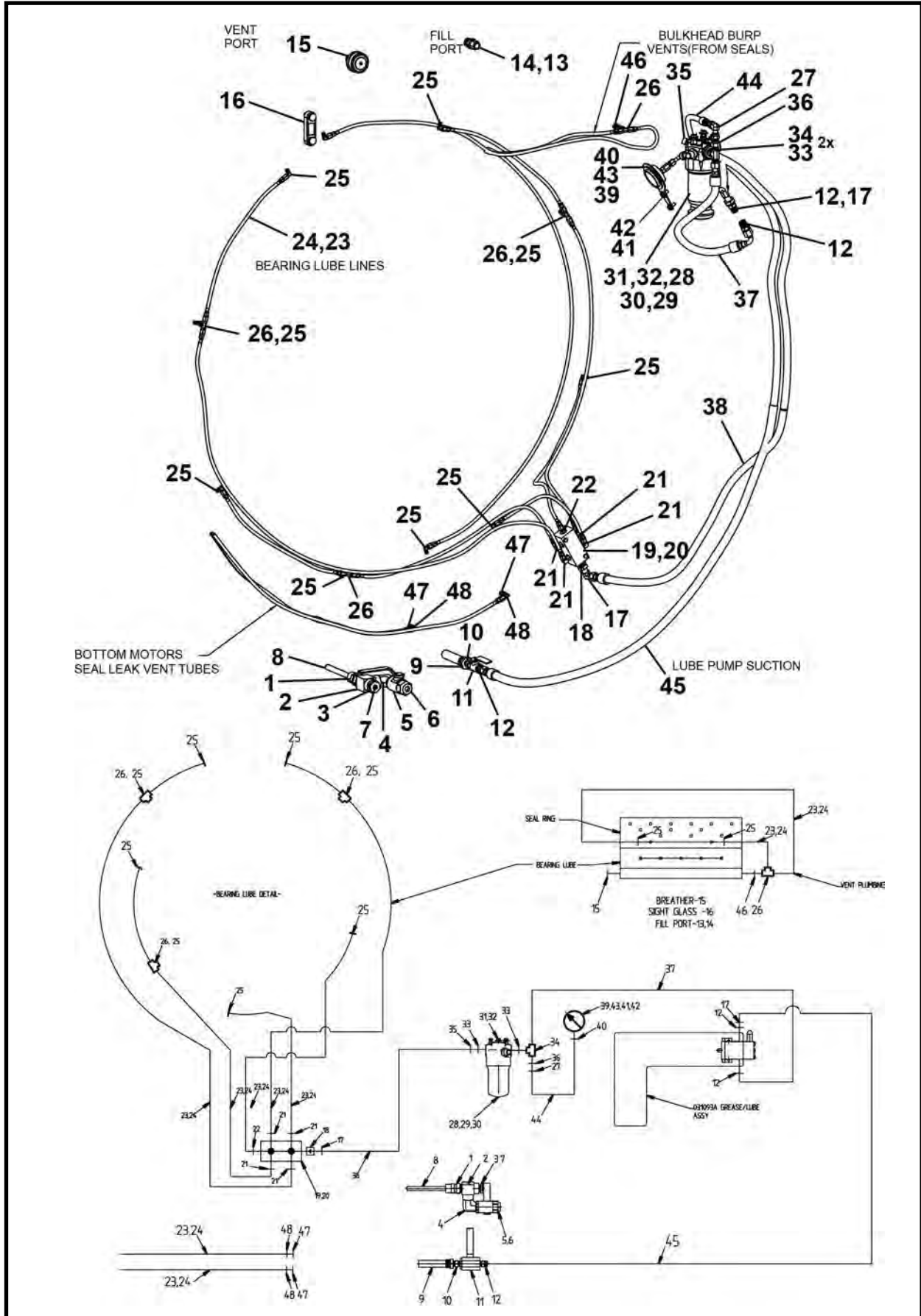


LUBE ASSEMBLY, 032702A
TBM Series II: 600

ITEM	QTY	PART NO.	DESCRIPTION
0	1	032702A	LUBE ASSEMBLY -600 Series II
1	1	P0300-074	FITTING, 16MP-16FPX
2	1	P0300-076	FITTING, 16MP-16FP-16FP
3	1	024449P	FITTING, TANK MAGNET PLUG
4	1	P0300-090	FITTING, 16MP-16MP90
5	1	P0302-231	VALVE, Ball
6	1	P0300-104	FITTING, 16MP-HHP
7	1	P0300-026	FITTING, 04MP-HHP
8	1	P0091-022	MAGNET, Tank
9	1	P0309-205	STRAINER, Suction
10	1	P0300-048	FITTING, 08MP-08MP
11	1	P0302-185	VALVE, Ball 1/2
12	2	P0300-382	FITTING, 08MFOR-08MP
13	1	P0300-636	FITTING, 08MFOR-12MP
14	1	P0300-408	FITTING, 08FFOR-CAP
15	1	P0308-110	BREATHER
16	1	P0300-249	FITTING, 04MJ-04MP
17	1	P0300-745	FITTING, 04MJ-04MJ-04MJ
18	2	P0300-317	FITTING, 08MFOR-08FFORX90
19	1	P0302-498	VALVE, Check #8
20	1	024495P	BLOCK, Lube Manifold
21	3	P0300-251	FITTING, 04MJ-04MB90
22	2	P0300-250	FITTING, 04MJ-04MB
23	2	P0001-04-009	BOLT, Hex 1/4 UNC x 2.25
24	1	P0301-156	GAUGE
25	1	P0300-594	FITTING, 4FB-4MFFOR
26	1	031060P	MOUNT, Gauge
27	2	P0040-005	WASHER, Hardened Flat 5/16
28	2	P0001-05-003	BOLT, Hex 5/16 UNC x .75
29	1	P0309-206	FILTER
30	1	P0309-206A	ELEMENT, Filter
31	1	P0301-154	INDICATOR
32	3	P0040-006	WASHER, Hardened Flat 3/8
33	3	P0001-06-003	BOLT, Hex 3/8 UNC x .75
34	1	P0300-632	FITTING, 12MFFOR-16MB90
35	2	P0300-622	FITTING, 12FFOR-08MFOR
36	1	P0300-378	FITTING, 12MFFOR-16MB
37	1	P0300-394	FITTING, 08MFOR-08MFOR-08MP
38	1	P0300-395	FITTING, 08FFOR-04MFOR
39	1	A10491A-106	HOSE ASSEMBLY, 1/2 x 106
40	1	A09912A-024	HOSE ASSEMBLY, 1/2 x 24
41	1	A10491A-063	HOSE ASSEMBLY, 1/2 x 63
42	1	A09889A-035	HOSE ASSEMBLY, 1/4 x 35
43	7	P0300-418	FITTING, 04MJ-02MP90-FGD
44	18	P0220-303	FITTING, 02PCTS-04FJX
45	1	P0303-364	GAUGE, Sight
46	600 LI	P0201-290	HOSE, Plastic 1/8
47	2	P0300-811	FITTING, 04MJ-02MB
48	2	P0300-271	FITTING, 04MJ-04FJX90

LI - Linear Inch

LUBE ASSEMBLY, 033102A
TBM Series II: 720

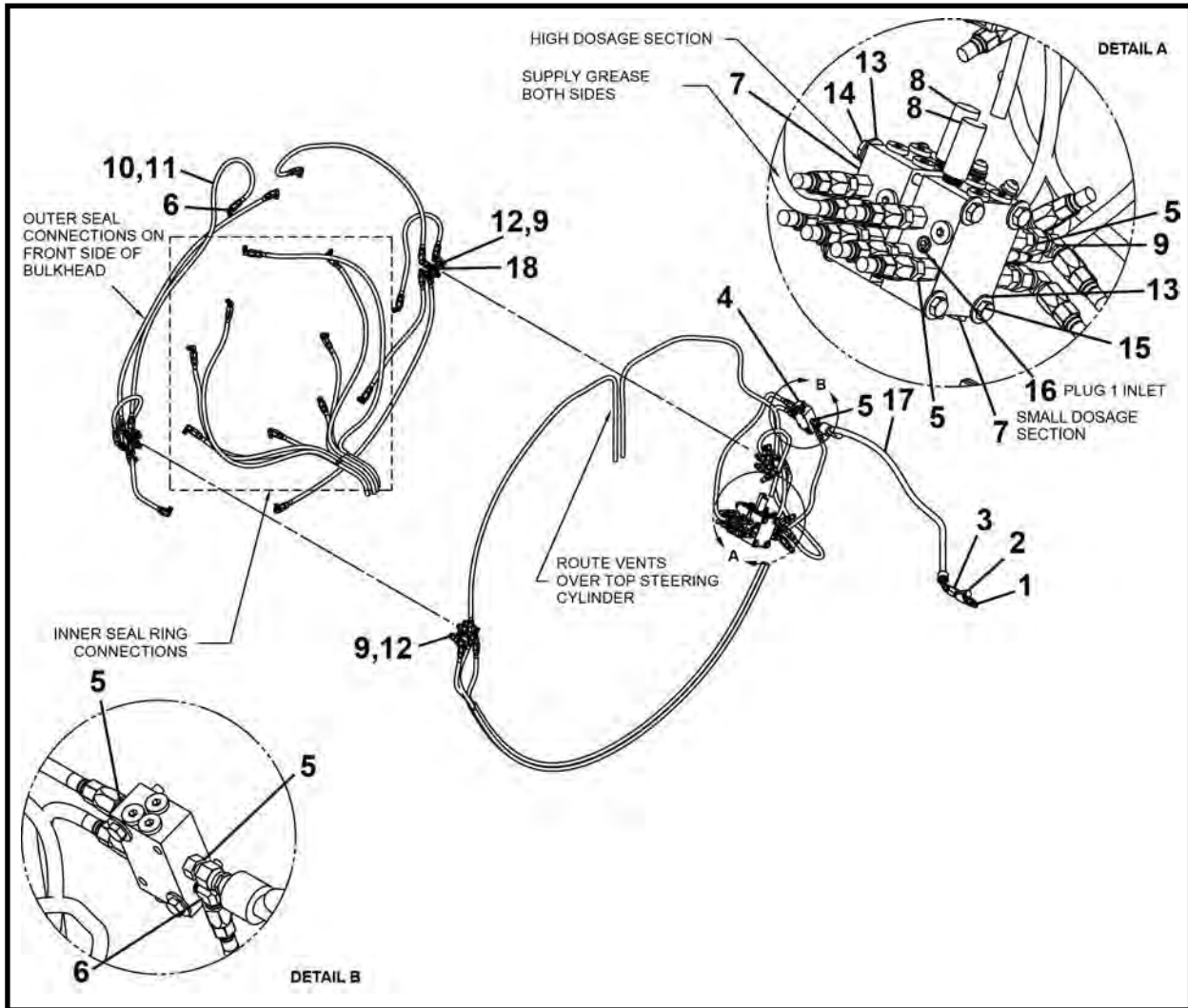


LUBE ASSEMBLY, 033102A
TBM Series II: 720

ITEM	QTY	PART NO.	DESCRIPTION
0	1	033102A	ASSY, LUBE-720 SERIES II TBM
1	1	P0300-074	FITTING, 16MP-16FPX
2	1	P0300-076	FITTING, 16MP-16FP-16FP
3	1	024449P	PLUG, Tank Magnet
4	1	P0300-090	FITTING, 16MP-16MP90
5	1	P0302-231	VALVE, Ball
6	1	P0300-104	FITTING, 16MP-HHP
7	1	P0300-026	FITTING, 04MP-HHP
8	1	P0091-022	MAGNET, Tank
9	1	P0309-205	STRAINER, Suction
10	1	P0300-048	FITTING, 08MP-08MP
11	1	P0302-185	VALVE 1/2" BALL
12	3	P0300-382	FITTING, 08MFOR-08MP
13	1	P0300-636	FITTING, 08MFOR-12MP
14	1	P0300-408	FITTING, 08FFOR-CAP
15	1	P0308-110	BREATHER
16	1	P0303-364	GAUGE, Sight
17	2	P0300-317	FITTING, 08MFOR-08FFORX90
18	1	P0302-498	CHECK VALVE #8
19	1	024495P	BLOCK, Lube Manifold
20	2	P0001-04-009	BOLT, Hex 1/4 UNC x 2.25
21	4	P0300-251	FITTING, 04MJ-04MB90
22	1	P0300-250	FITTING, 04MJ-04MB
23	17	P0220-303	FITTING, 02PCTS-04FJX
24	600 LI	P0201-290	HOSE, Plastic 1/8
25	10	P0300-418	FITTING, 04MJ-02MP90-FGD
26	4	P0300-805	FITTING, 04MJ-04MJ-04FJX
27	1	P0300-603	FITTING, 06MFOR-06FFORX90
28	1	P0309-206	FILTER
29	1	P0309-206A	ELEMENT, Filter
30	1	P0301-154	INDICATOR
31	3	P0040-006	WASHER, Hardened Flat 3/8
32	3	P0001-06-003	BOLT, Hex 3/8 UNC x .75
33	2	P0300-846	FITTING, 16MB-08FB
34	1	P0300-726	FITTING, 08MFOR-08MFOR-08MB
35	1	P0300-316	FITTING, 08MFOR-08MB90
36	1	P0300-600	FITTING, 08FFS-06MFS
37	1	A09912A-026	HOSE ASSEMBLY, 1/2 x 26
38	1	A10491A-085	HOSE ASSEMBLY, 1/2 x 85
39	1	P0301-156	GAUGE
40	1	P0300-594	FITTING, 4FB-4MFFOR
41	2	P0040-005	WASHER, Hardened Flat 5/16
42	2	P0001-05-003	BOLT, Hex 5/16 UNC x .75
43	1	031060P	MOUNT, Gauge
44	1	A08571A-020	HOSE ASSEMBLY, 1/4 x 20
45	1	A10491A-105	HOSE ASSEMBLY, 1/2 x 105
46	1	P0300-249	FITTING, 04MJ-04MP
47	3	P0300-811	FITTING, 04MJ-02MB
48	3	P0300-271	FITTING, 04MJ-04FJX90

LI - Linear Inch

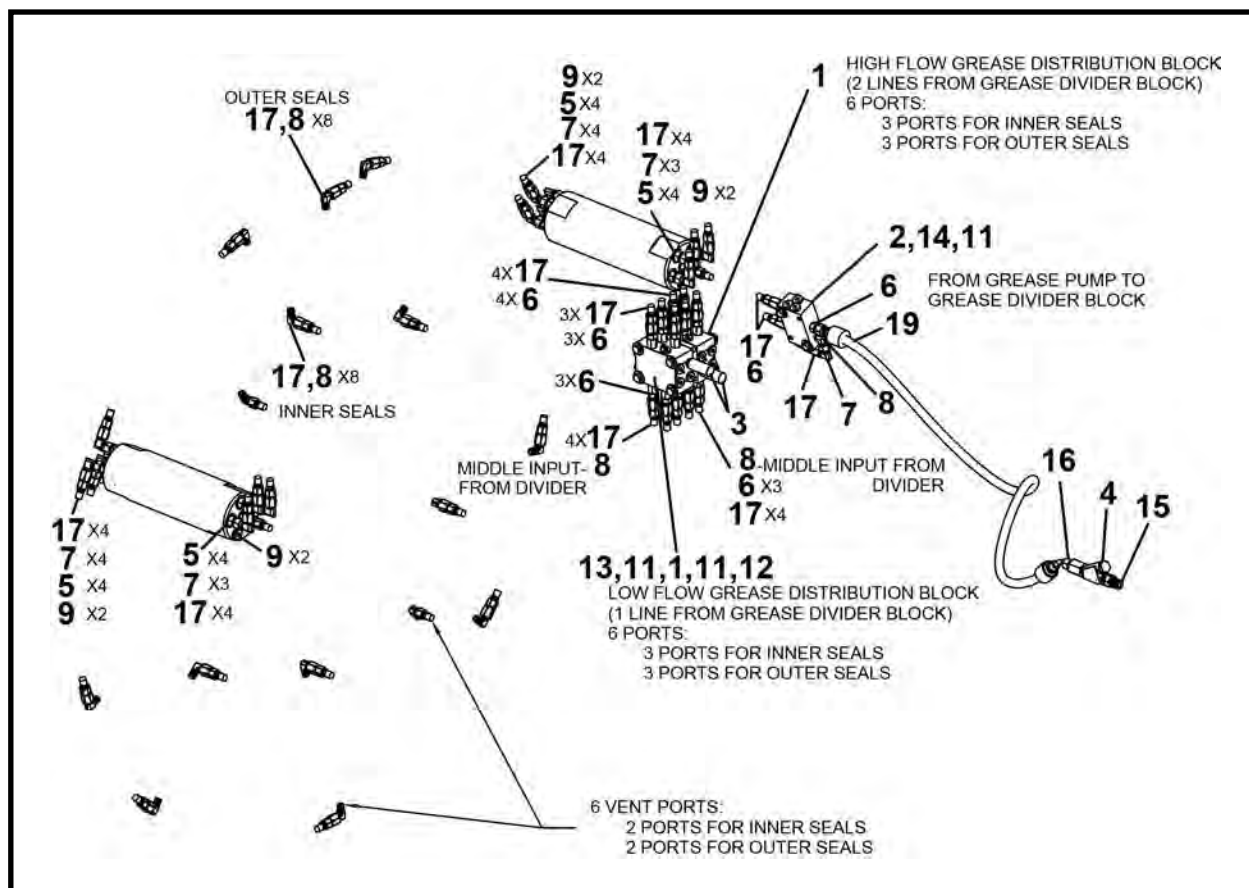
GREASE ASSEMBLY, 031633A
TBM Series II: 48SC



ITEM	QTY	PART NO.	DESCRIPTION
0	1	031633A	GREASE ASSEMBLY -48SC Series II
1	1	P0300-113	FITTING, 04MP-04MP
2	1	P0309-210	FILTER, Grease
3	1	P0300-268	FITTING, 04MJ-04FP
4	1	P0302-743	DIVIDER, Grease 3 Port
5	18	P0300-363	FITTING, 04MJ-02MP
6	17	P0300-418	FITTING, 04MJ-02MP90-FGD
7	2	P0302-741	BLOCK, Grease Distribution 6 Port
8	2	P0302-744	INDICATOR, Grease Flow
9	21	P0300-271	FITTING, 04MJ-04FJX90
10	51	P0220-303	FITTING, 02PCTS-04FJX
11	710 LI	P0201-290	HOSE, Plastic 1/8
12	16	P0300-250	FITTING, 04MJ-04MB
13	10	P0040-004	WASHER, Hardened Flat 1/4
14	4	P0003-04-000	NUT, Hex 1/4 UNC T
15	4	P0001-04-016	BOLT, Hex 1/4 UNC x 3.75
16	1	P0300-144	FITTING, 02MP-HHP
17	1	A10404A-036	HOSE ASSEMBLY, 1/4 x 36
18	8	P0300-682	FITTING, 4MB-HHP
19	2	P0001-04-006	BOLT, Hex 1/4 UNC x 1.5

LI - Linear Inch

GREASE ASSEMBLY, 031031A
TBM Series II: 420



ITEM	QTY	PART NO.	DESCRIPTION
0	1	031031A	GREASE ASSEMBLY -420 Series II
1	2	P0302-741	BLOCK, Grease Distribution 6 Port
2	1	P0302-743	DIVIDER, Grease 3 Port
3	2	P0302-744	INDICATOR, Grease Flow
4	1	P0309-210	FILTER, Grease
5	16	P0300-250	FITTING, 04MJ-04MB
6	16	P0300-363	FITTING, 04MJ-02MP
7	15	P0300-271	FITTING, 04MJ-04FJX90
8	19	P0300-418	FITTING, 04MJ-02MP90-FGD
9	8	P0300-682	FITTING, 4MB-HHP
10*	35 LB	P0126-049	GREASE, Mobil SHC 101 EAL
11	10	P0040-004	WASHER, Hardened Flat 1/4
12	4	P0003-04-000	NUT, Hex 1/4 UNC
13	4	P0001-04-016	BOLT, Hex 1/4 UNC x 3.75
14	2	P0001-04-006	BOLT, Hex 1\4 UNC x 1.5
15	1	P0300-113	FITTING, 04MP-04MP
16	1	P0300-268	FITTING, 04MJ-04FP
17	50	P0220-303	FITTING, 02PCTS-04FJX
18*	1000 LI	P0201-290	HOSE, Plastic 1/8
19	1	A09895A-036	HOSE ASSEMBLY, 1/4 x 36

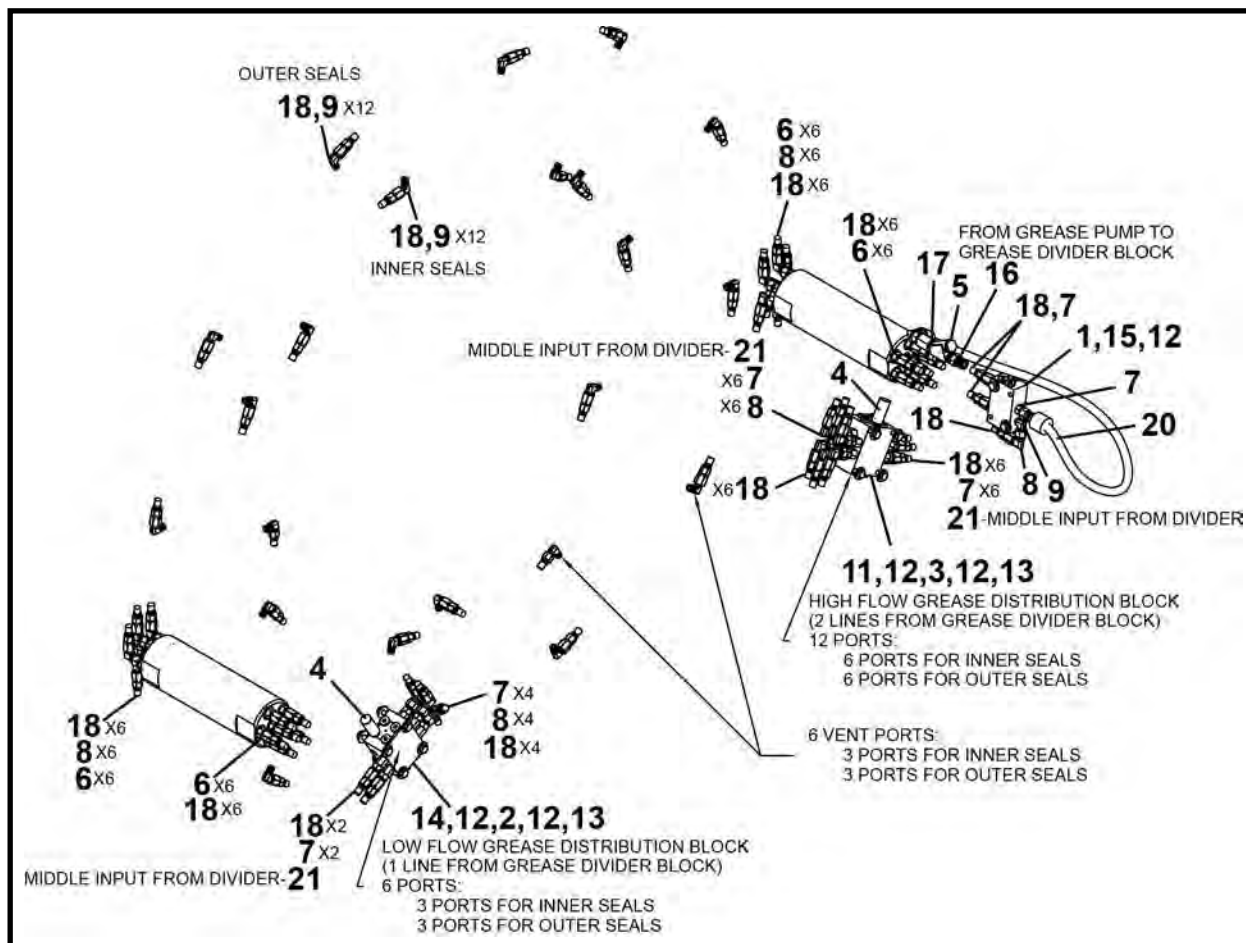
LB - Pound (Grease)

LI - Linear Inch

* Not Shown

GREASE ASSEMBLY, 031733A

TBM Series II: 480



ITEM	QTY	PART NO.	DESCRIPTION
0	1	031733A	GREASE ASSEMBLY -480 Series II
1	1	P0302-743	DIVIDER, Grease 3 Port
2	1	P0302-741	BLOCK, Grease Distribution 6 Port
3	1	P0302-742	BLOCK, Grease Distribution 12 Port
4	2	P0302-744	INDICATOR, Grease Flow
5	1	P0309-210	FILTER, Grease
6	24	P0300-250	FITTING, 04MJ-04MB
7	21	P0300-363	FITTING, 04MJ-02MP
8	23	P0300-271	FITTING, 04MJ-04FJX90
9	25	P0300-418	FITTING, 04MJ-02MP90-FGD
10*	35 LB	P0126-049	GREASE, Mobil SHC 101 EAL
11	4	P0001-04-010	BOLT, Hex 1/4 UNC x 2.5
12	18	P0040-004	WASHER, Hardened Flat 1/4
13	8	P0003-04-000	NUT, Hex 1/4 UNC
14	4	P0001-04-009	BOLT, Hex 1/4 UNC x 2,25
15	2	P0001-04-006	BOLT, Hex 1¼ UNC x 1.5
16	1	P0300-113	FITTING, 04MP-04MP
17	1	P0300-268	FITTING, 04MJ-04FP
18	69	P0220-303	FITTING, 02PCTS-04FJX
19*	1200 LI	P0201-290	HOSE, Plastic 1/8
20	1	A08535A-032	HOSE ASSEMBLY, 1/4 x 32
21	3	P0220-302	FITTING, 02PCTS-02MP

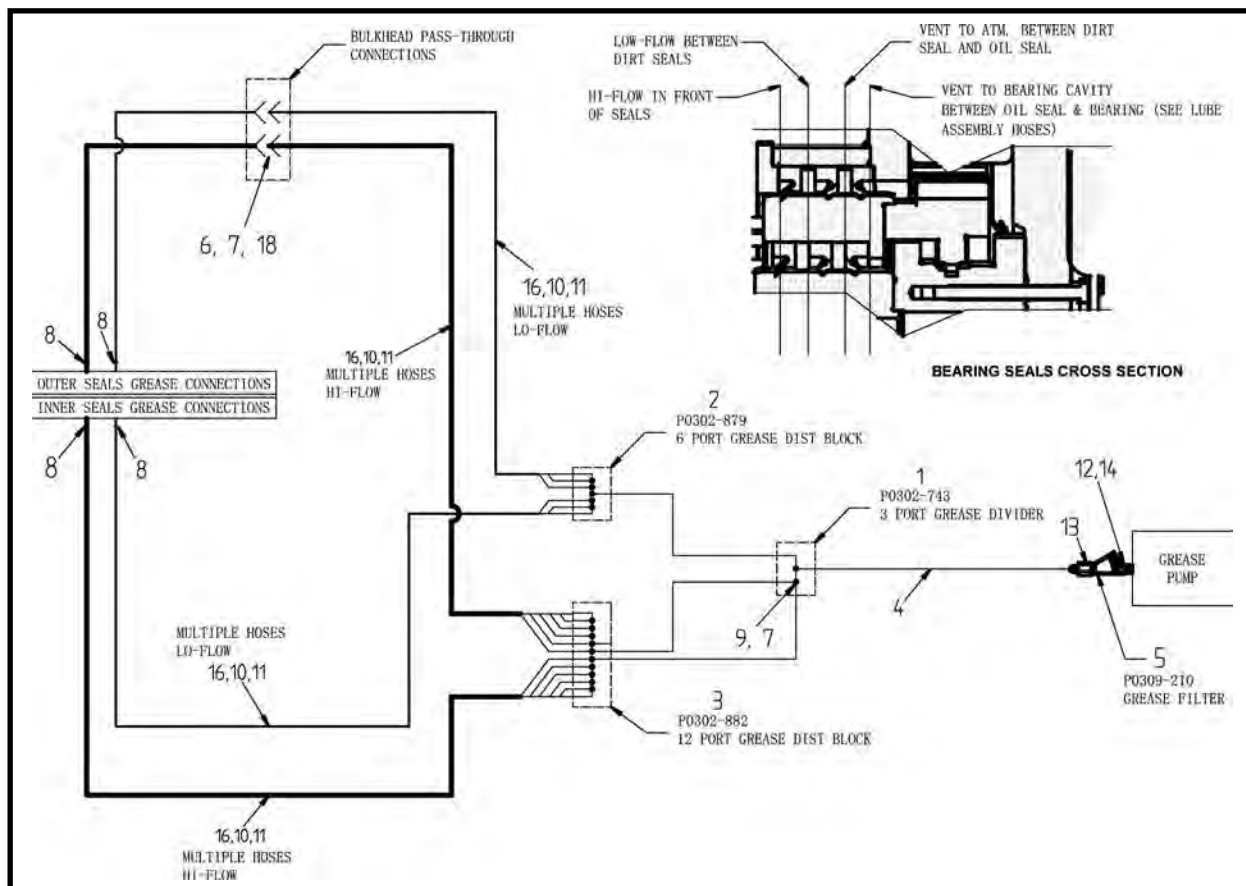
LB - Pound (Grease)

LI - Linear Inch

* Not Shown

GREASE ASSEMBLY, 031898A

TBM Series II: 540



ITEM	QTY	PART NO.	DESCRIPTION
0	1	031898A	GREASE ASSEMBLY -540 Series II
1	1	P0302-743	DIVIDER, Grease 3 Port
2	1	P0302-879	BLOCK, Grease
3	1	P0302-882	BLOCK, Grease
4	1	A10405A-075	HOSE ASSEMBLY, 1/4 x 75
5	1	P0309-210	FILTER, Grease
6	20	P0300-250	FITTING, 04MJ-04MB
7	26	P0300-271	FITTING, 04MJ-04FJX90
8	26	P0300-418	FITTING, 04MJ-02MP90-FGD
9	4	P0300-363	FITTING, 04MJ-02MP
10	50	P0220-303	FITTING, 02PCTS-04FJX
11	18	P0220-302	FITTING, 02PCTS-02MP
12	1	P0300-113	FITTING, 04MP-04MP
13	1	P0300-268	FITTING, 04MJ-04FP
14	2	P0300-164	FITTING, 04MP-04FP90-BRZ
15*	1	P0063-016	FITTING, Grease 1/4-NPT Straight
16	400 LI	P0201-290	HOSE, Plastic 1/8
17*	35 LB	P0126-049	GREASE, Mobil SHC 101 EAL
18	8	P0300-682	FITTING, 4MB-HHP
19*	18	P0040-004	WASHER, Hardened Flat 1/4
20*	8	P0003-04-000	NUT, Hex 1/4 UNC
21*	8	P0001-04-010	BOLT, Hex 1/4 UNC x 2.5
22*	2	P0001-04-006	BOLT, Hex 1/4 UNC x 1.5
23*	1	P0303-375A	DISC, Blowout 1/4
24*	1	P0303-375B	KIT, B/O Disc 6 Pk

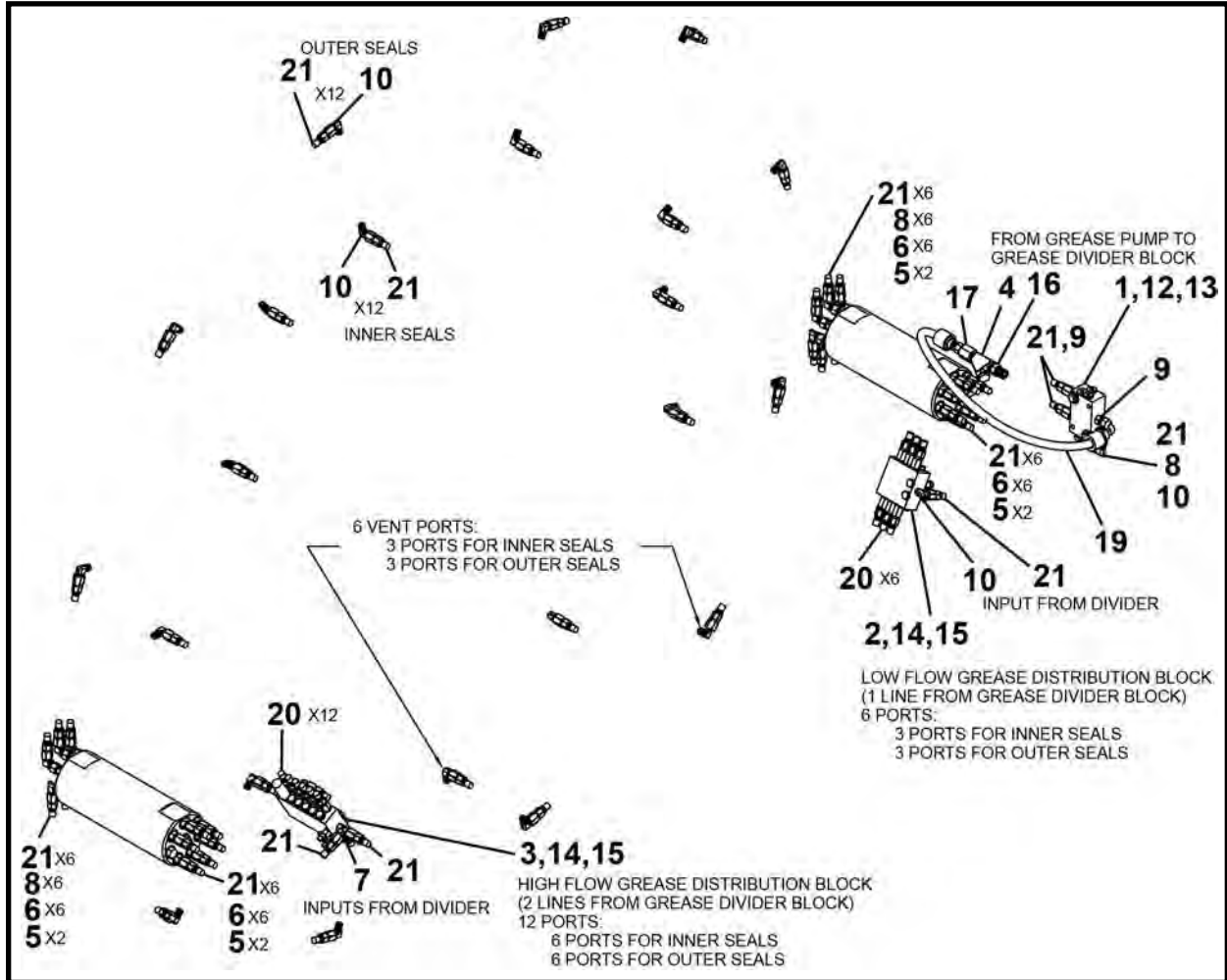
LB - Pound (Grease)

LI - Linear Inch

* Not Shown

GREASE ASSEMBLY, 032703A

TBM Series II: 600



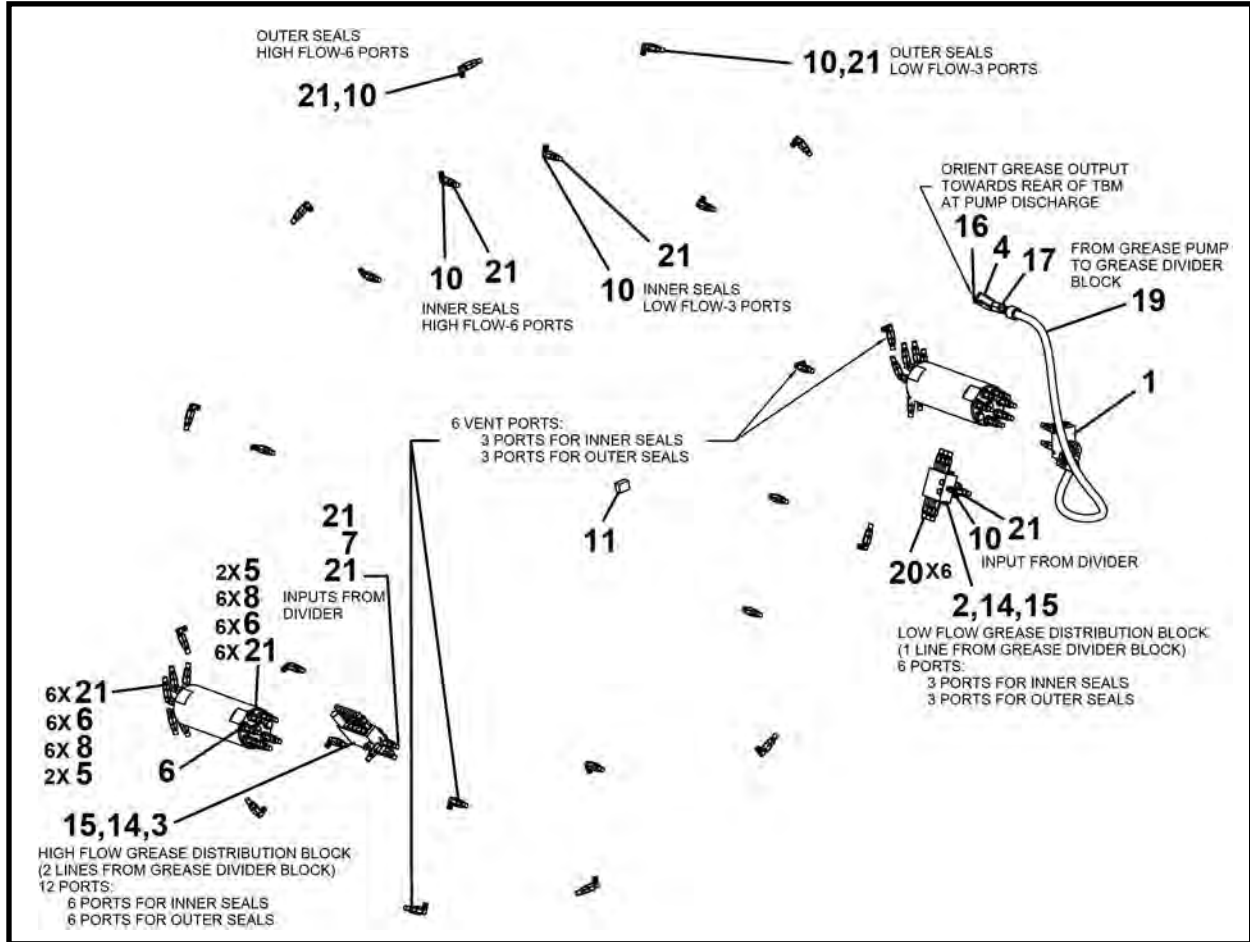
ITEM	QTY	PART NO.	DESCRIPTION
0	1	032703A	GREASE ASSEMBLY -600 Series II
1	1	P0302-743	DIVIDER, Grease 3 Port
2	1	P0302-879	BLOCK, Grease
3	1	P0302-882	BLOCK, Grease
4	1	P0309-210	BLOCK, Grease
5	8	P0300-185	PLUG, 04MB-PLUG
6	24	P0300-250	FITTING, 04MJ-04MB
7	1	P0300-265	FITTING, 04MJ-02MP-04MJ
8	13	P0300-271	FITTING, 04MJ-04FJX90
9	3	P0300-363	FITTING, 04MJ-02MP
10	26	P0300-418	FITTING, 04MJ-02MP90-FGD
11	35 LB	P0126-049	GREASE, Mobil SHC GREASE 101 EAL
12	2	P0040-004	WASHER, Hardened Flat 1/4
13	2	P0001-04-006	BOLT, Hex 1/4 UNC x 1.5
14	4	P0001-04-008	BOLT, Hex 1/4 UNC x 2
15	4	P0003-04-000	NUT, Hex 1/4 UNC
16	1	P0300-113	FITTING, 04MP-04MP
17	1	P0300-268	FITTING, 04MJ-04FP
18	1500 LI	P0201-290	HOSE, Plastic 1/8
19	1	A08535A-026	HOSE ASSEMBLY, 1/4 x 26
20	18	P0220-302	FITTING, 02PCTS-02MP
21	54	P0220-303	FITTING, 02PCTS-04FJX

LB - Pound (Grease)

LI - Linear Inch

* Not Shown

GREASE ASSEMBLY, 033103A
TBM Series II: 720



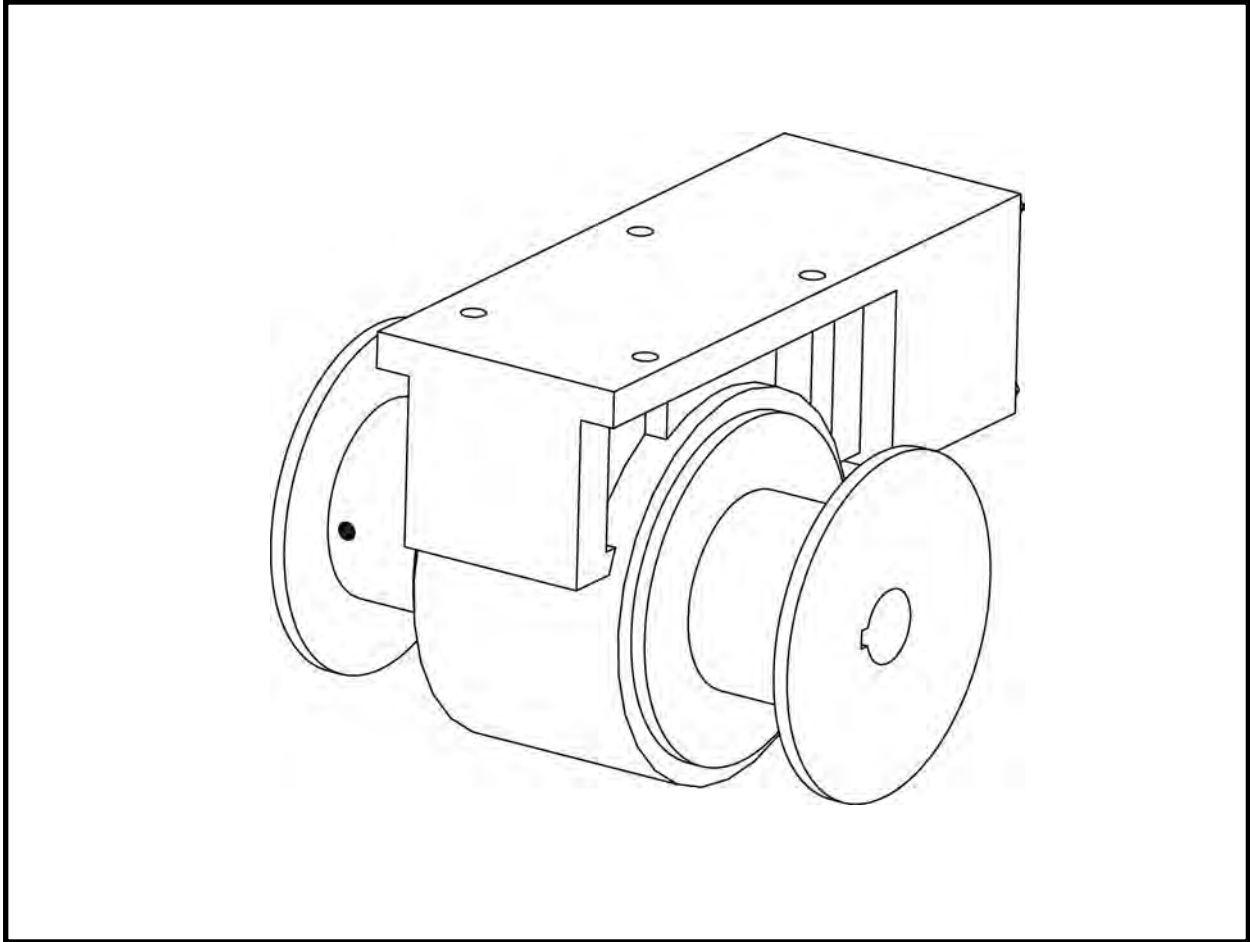
ITEM	QTY	PART NO.	DESCRIPTION
0	1	033103A	GREASE ASSEMBLY -720 SERIES II TBM
1	1	P0302-743	DIVIDER, Grease 3 Port
2	1	P0302-879	BLOCK, Grease
3	1	P0302-882	BLOCK, Grease
4	1	P0309-210	BLOCK, Grease
5	8	P0300-185	FITTING, 04MB-PLUG
6	24	P0300-250	FITTING, 04MJ-04MB
7	1	P0300-265	FITTING, 04MJ-02MP-04MJ
8	13	P0300-271	FITTING, 04MJ-04FJX90
9	3	P0300-363	FITTING, 04MJ-02MP
10	26	P0300-418	FITTING, 04MJ-02MP90-FGD
11	35 LB	P0126-049	GREASE, Mobil SHC GREASE 101 EAL
12	2	P0040-004	WASHER, Hardened Flat 1/4
13	2	P0001-04-006	BOLT, Hex 1/4 UNC x 1.5
14	4	P0001-04-008	BOLT, Hex 1/4 UNC x 2
15	4	P0003-04-000	NUT, Hex 1/4 UNC
16	1	P0300-113	FITTING, 04MP-04MP
17	1	P0300-268	FITTING, 04MJ-04FP
18	2500 LI	P0201-290	HOSE, Plastic 1/8
19	1	A08535A-041	HOSE ASSEMBLY, 1/4 x 41
20	18	P0220-302	FITTING, 02PCTS-02MP
21	54	P0220-303	FITTING, 02PCTS-04FJX

LB - Pound (Grease)

LI - Linear Inch

* Not Shown

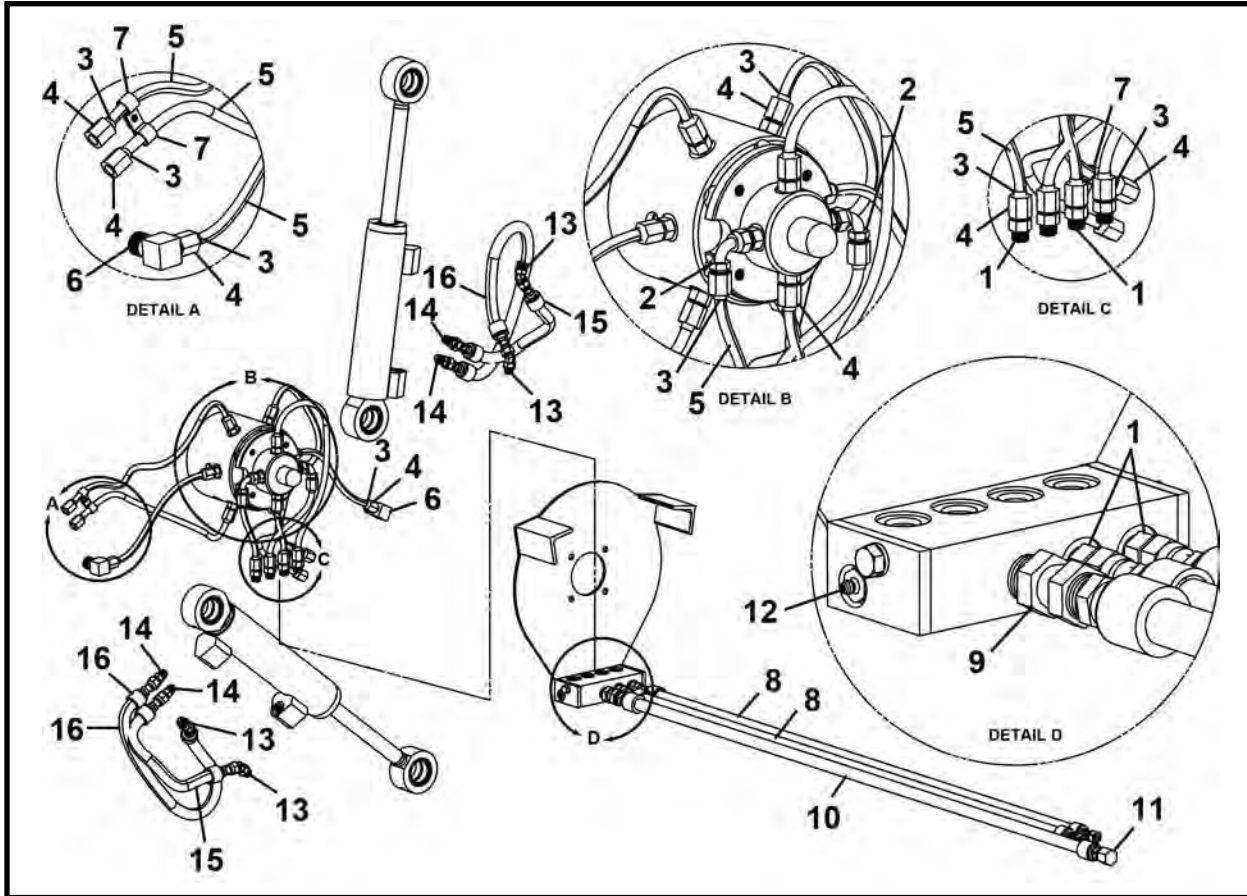
CONVEYOR LIFT HYDRAULIC WINCH, P0106-002
TBM Series II: 600 - 720



ITEM	QTY	PART NO.	DESCRIPTION
0	1	P0106-002	WINCH, Hydraulic
1	1	P0106-002A	KIT, Brake Housing Gasket
2	1	P0106-002B	GASKET, Brake Cover

NOTES

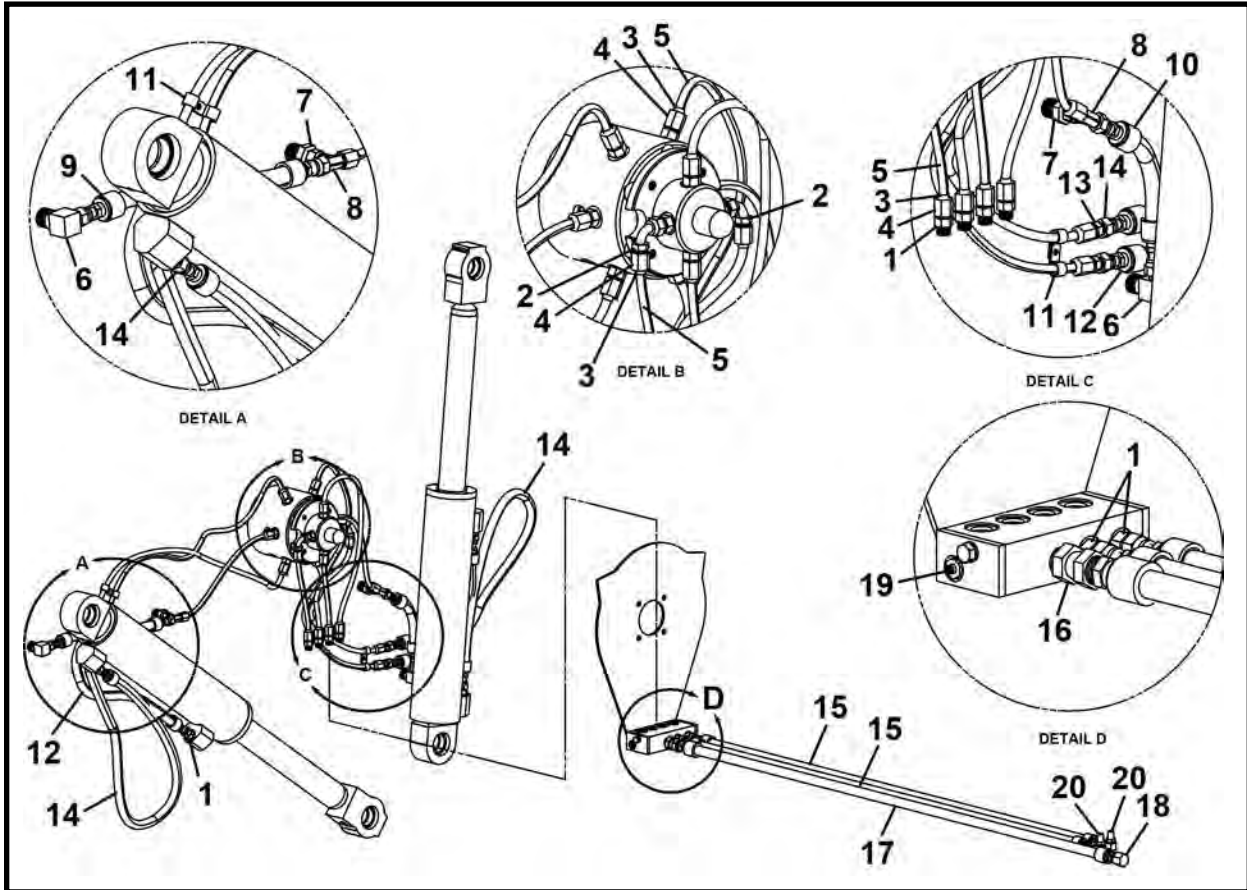
CLOSED FACE HYDRAULIC ASSEMBLY, 023986A
TBM Series II: 48SC - 420 - 480



ITEM	QTY	PART NO.	DESCRIPTION
0	1	023986A	HYDRAULIC ASSEMBLY, 48SC - 420 - 480 Series II
1	6	P0300-041	FITTING, 06MJ-06MB
2	2	P0300-123	FITTING, 500454-6S
3	20	P0300-127	FITTING, 06TS
4	20	P0300-128	FITTING, 06TSN
5	190 LI	P0110-106	TUBING, Hydraulic Steel 3/8 x 190
6	2	P0300-014	FITTING, 06MJ-08MP90
7	4	P0055-126	CLAMP, Insulated Tube
8	2	A10311A-090	HOSE ASSEMBLY, 3/8 x 90
9	1	P0300-010	FITTING, 08MP-08FPX
10	1	A10320A-120	HOSE ASSEMBLY, 1/2 x 120
11	1	P0417-003	CAP, Pipe 1/2
12	1	P0063-016	FITTING, Grease 1/4-NPT Straight
13	4	P0300-043	FITTING, 06MJ-06MB45
14	4	P0300-129	FITTING, 06MJ-06MJ
15	2	A10311A-021	HOSE ASSEMBLY, 3/8 x 21
16	2	A10311A-037	HOSE ASSEMBLY, 3/8 x 37

LI - Linear Inch

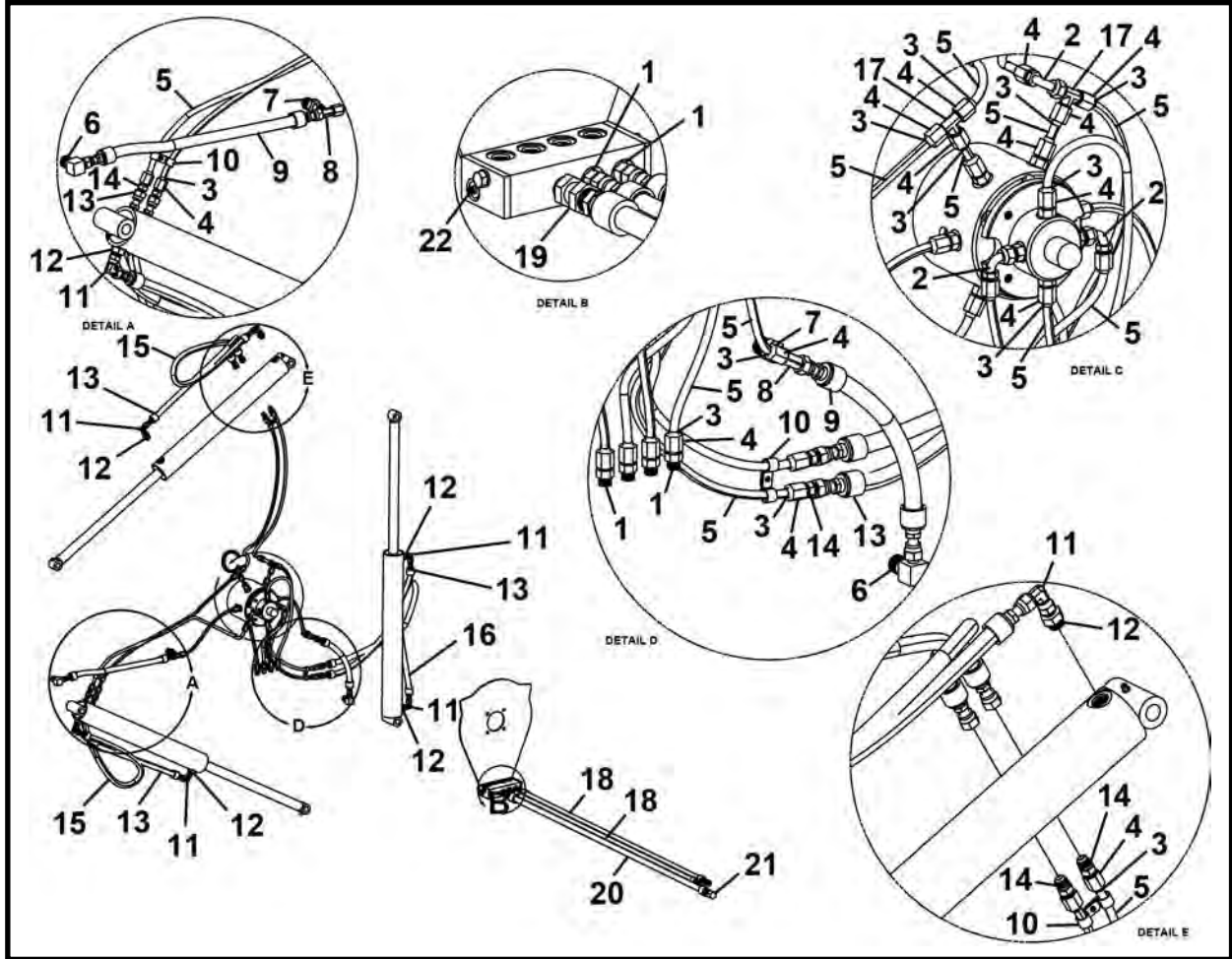
CLOSED FACE HYDRAULIC ASSEMBLY, 027561A
TBM Series II: 540 - 600



ITEM	QTY	PART NO.	DESCRIPTION
0	1	027561A	HYDRAULIC ASSEMBLY, 540 - 600 Series II
1	10	P0300-041	FITTING, 06MJ-06MB
2	2	P0300-123	FITTING, 500454-6S
3	20	P0300-127	FITTING, 06TS
4	20	P0300-128	FITTING, 06TSN
5	190 LI	P0110-106	TUBING, Hydraulic Steel 3/8 x 190
6	2	P0300-014	FITTING, 06MJ-08MP90
7	2	P0300-120	FITTING, 06MJ-08MP
8	2	P0300-131	FITTING, 06MJ-06MJ-06FJX
9	1	A10311A-014	HOSE ASSEMBLY, 3/8 x 14
10	1	A10311A-008	HOSE ASSEMBLY, 3/8 HOSE
11	4	P0055-126	CLAMP, Insulated Tube
12	2	A10311A-025	HOSE ASSEMBLY, 3/8 x 25
13	4	P0300-129	FITTING, 06MJ-06MJ
14	2	A10311A-040	HOSE ASSEMBLY, 3/8 x 40
15	2	A10311A-090	HOSE ASSEMBLY, 3/8 x 90
16	1	P0300-010	FITTING, 08MP-08FPX
17	1	A10320A-120	HOSE ASSEMBLY, 1/2 x 120
18	1	P0417-003	CAP, Pipe 1/2
19	1	P0063-016	FITTING, Grease 1/4-NPT Straight
20	2	P0300-042	FITTING, 06MJ-06MB90

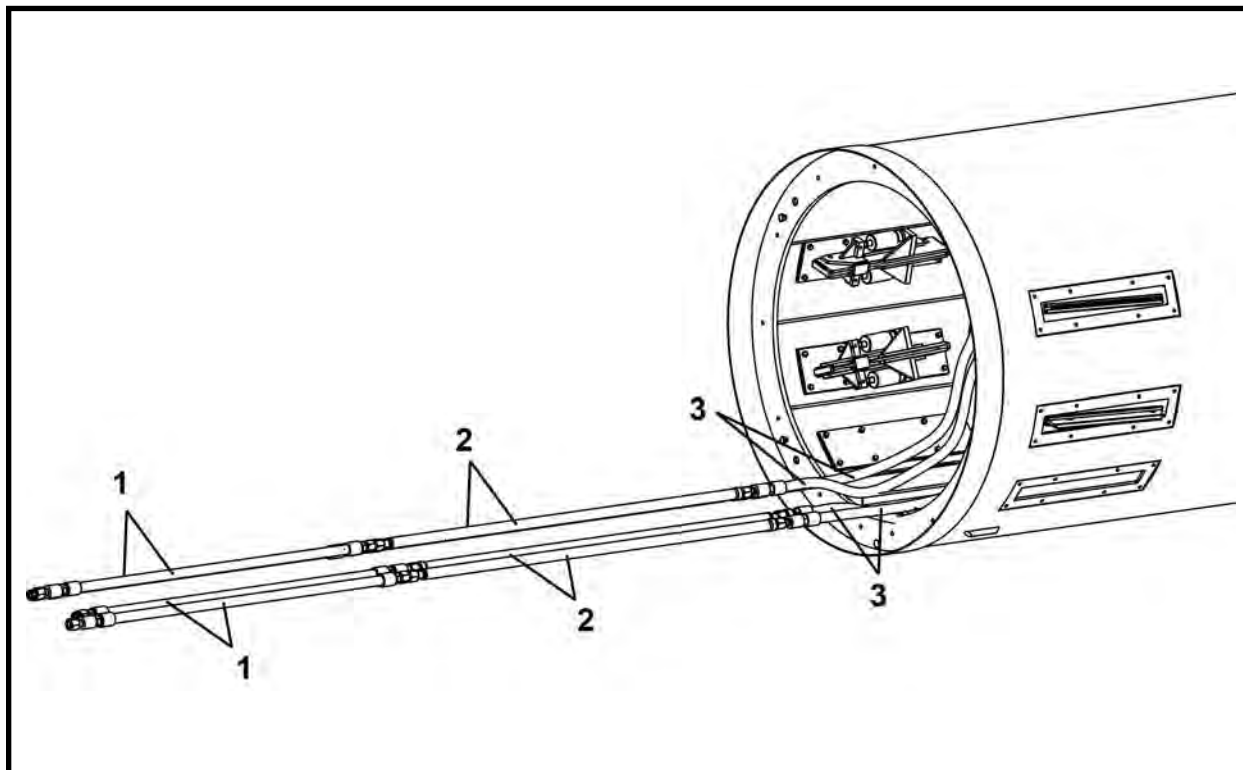
LI - Linear Inch

CLOSED FACE HYDRAULIC ASSEMBLY, 020985A
TBM Series II: 720



ITEM	QTY	PART NO.	DESCRIPTION
0	1	020985A	HYDRAULIC ASSEMBLY - 720 Series II
1	6	P0300-041	FITTING, 06MJ-06MB
2	3	P0300-123	FITTING, 500454-6S
3	28	P0300-127	FITTING, 06TS
4	28	P0300-128	FITTING, 06TSN
5	250 LI	P0110-106	TUBING, Hydraulic Steel 3/8 x 250
6	2	P0300-014	FITTING, 06MJ-08MP90
7	2	P0300-120	FITTING, 06MJ-08MP
8	2	P0300-131	FITTING, 06MJ-06MJ-06FJX
9	2	A10311A-014	HOSE ASSEMBLY, 3/8 x 14
10	6	P0055-126	CLAMP, Insulated Tube 1/2
11	6	P0300-149	FITTING, 06MJ-06FJX90
12	6	P0300-269	FITTING, 06MJ-08MB
13	3	A10311A-028	HOSE ASSEMBLY, 3/8 x 28
14	6	P0300-129	FITTING, 06MJ-06MJ
15	2	A10311A-037	HOSE ASSEMBLY, 3/8 x 37
16	1	A10311A-040	HOSE ASSEMBLY, 3/8 x 40
17	2	P0300-138	FITTING, 06MJ-06MJ-06MJ
18	2	A10311A-090	HOSE ASSEMBLY, 3/8 x 90
19	1	P0300-010	FITTING, 08MP-08FPX
20	1	A10320A-120	HOSE ASSEMBLY, 1/2 x 120
21	1	P0417-003	CAP, Pipe 1/2
22	1	P0063-016	FITTING, Grease 1/4-NPT Straight

TBM HYDRAULIC TUNNEL HOSES & LINES



ITEM	QTY	PART NO.	DESCRIPTION
1.1 [^]	AR	F13597F00	HOSE ASSEMBLY, Hydraulic Starter 1-1/4 x 35' (3,000 psi)
1.2 [^]	AR	F27691F	HOSE ASSEMBLY, Hydraulic Starter 1-1/4 x 35' (5,000 psi)
2.1 [^]	AR	F13326F00	HYDRAULIC LINE, TBM 1.5 x 21' (1-1/4 Ends) (3,000 psi)
2.2 [^]	AR	F27674F	HYDRAULIC LINE, TBM 1.5 x 21' (1-1/4 Ends) (5,000 psi)
3.1 [^]	4	A09850A-100	HOSE ASSEMBLY 1-1/4 x 100 (5,000 psi)
3.2 [^]	4	A10094A-100	HOSE ASSEMBLY 1-1/4 x 100 (3,000 psi)

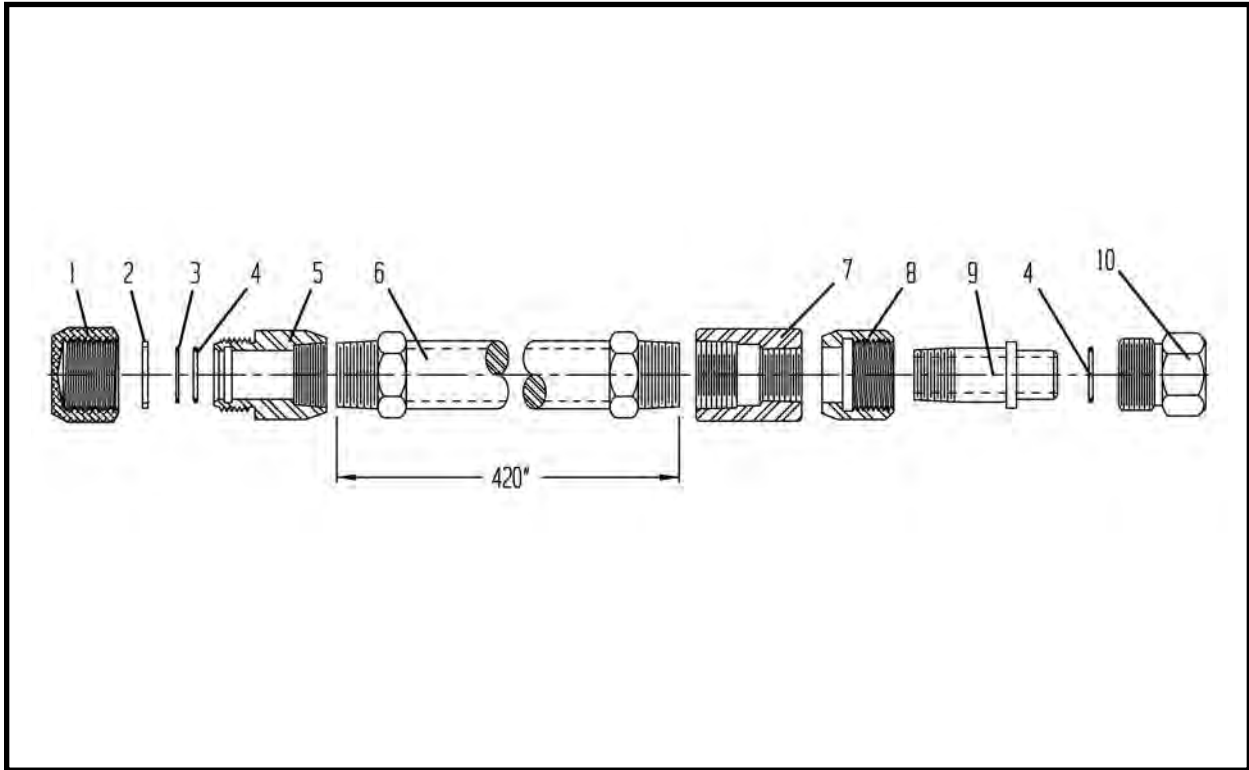
[^] IMPORTANT: If using 5,000 psi supply hydraulic oil to the Series II TBM, the supply hoses/lines MUST be rated at a minimum of 5,000 psi.

* Refer to this section for parts information.

AR - As Required (Per Job)

NOTE: Use 027698A Adapter Kit (included in Series II TBM) to adapt the TBM to low and high pressure lines. Refer to this section for parts information.

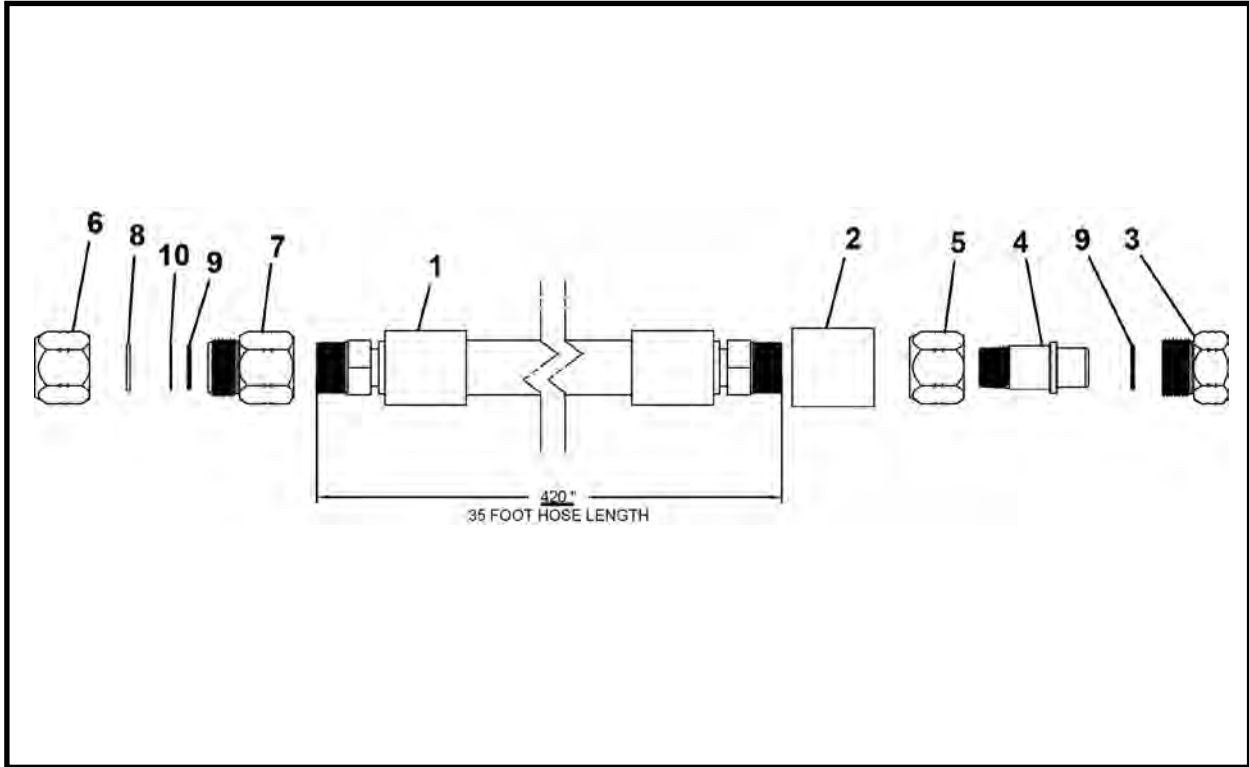
HYDRAULIC STARTER HOSE ASSEMBLY (3,000 PSI), F13597F00



ITEM	QTY	PART NO.	DESCRIPTION
0	AR	F13597F00	HOSE ASSEMBLY 1-1/4 x 35'
1	1	007002P02	CAP, Coupler 1-1/4
2	1	P0085-927	ORING
3	1	P0084-123	RING, Back-Up
4	2	P0085-123	ORING
5	1	005348P00	COUPLER, Female 1-1/4
6	1	A10350A-420	HOSE ASSEMBLY, 1-1/4 x 420
7	1	P0421-012	COUPLER, Reducer
8	1	004901P01	COUPLER
9	1	004899P00	UNION, Coupler
10	1	005350P03	CAP, Coupler 1-1/4

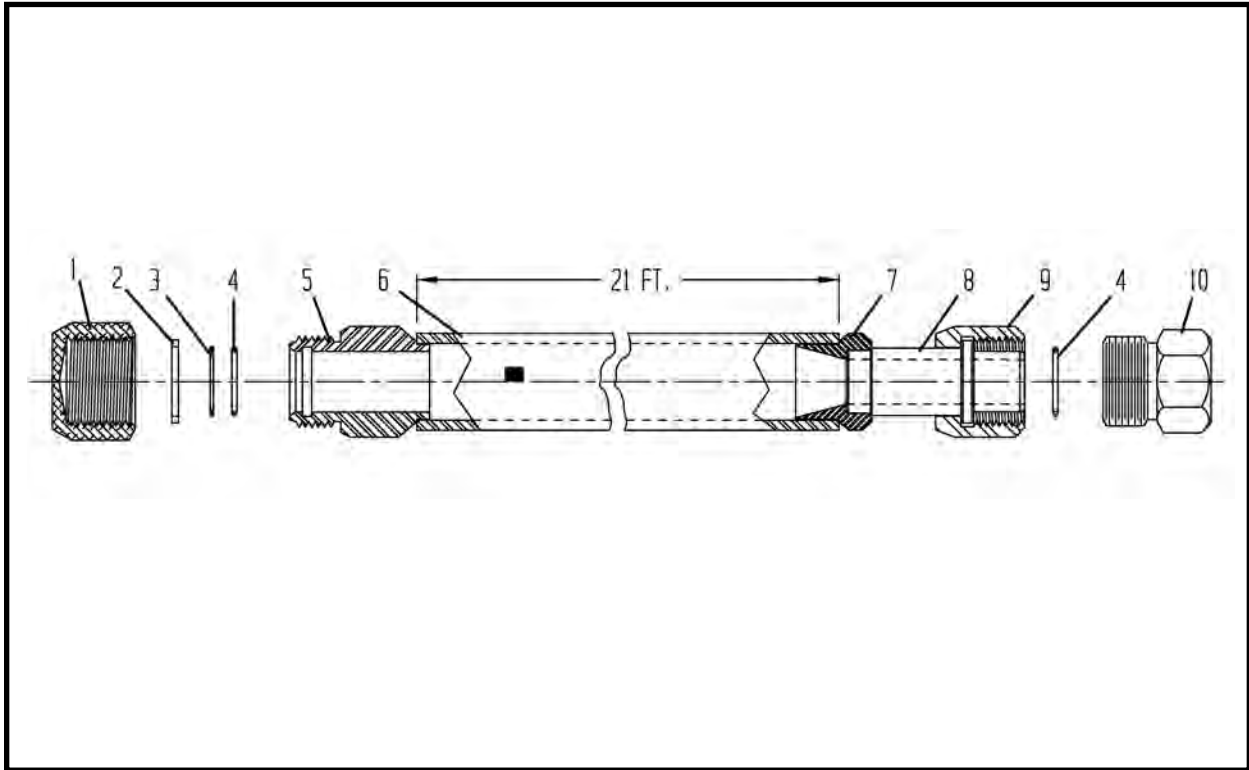
AR - As Required

HYDRAULIC STARTER HOSE ASSEMBLY (5,000 PSI), F27691F



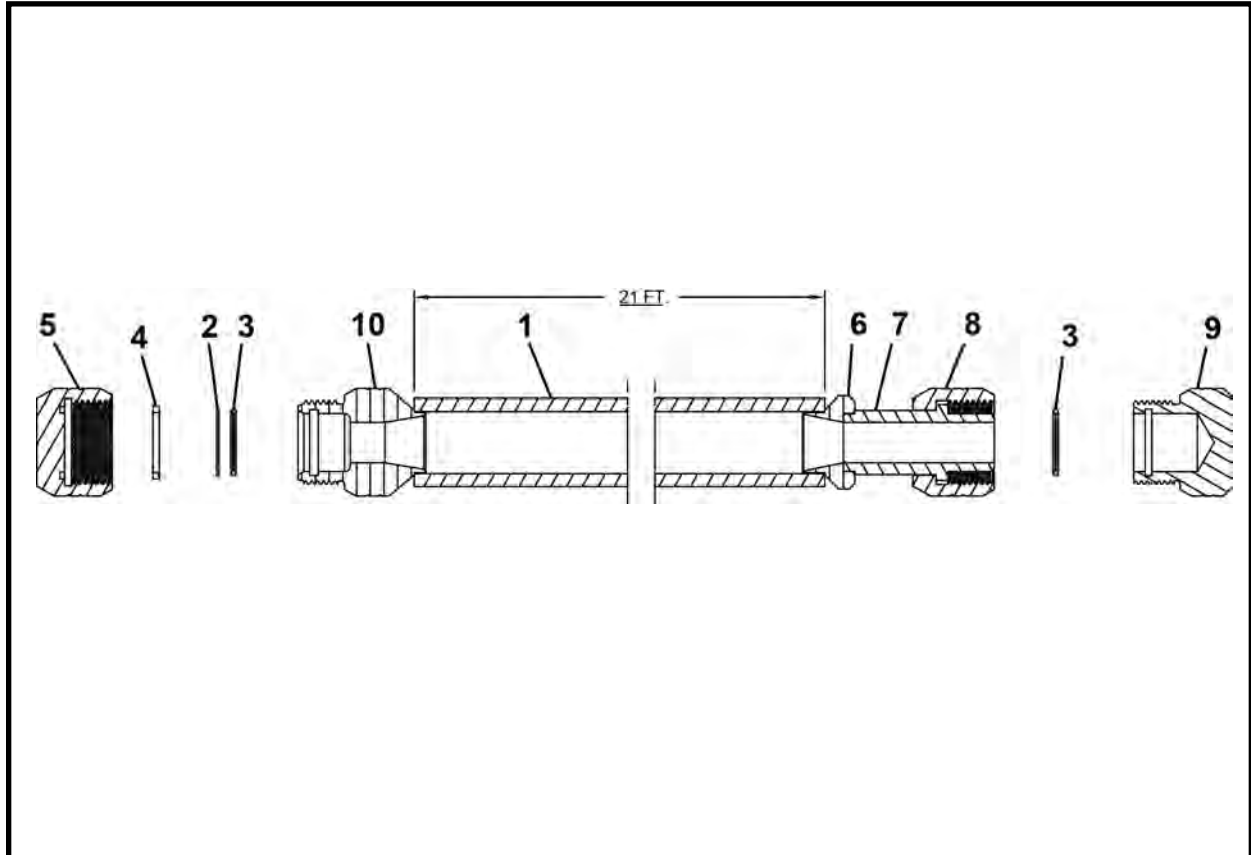
ITEM	QTY	PART NO.	DESCRIPTION
0	1	F27691F	STARTER HOSE ASSEMBLY, 35'
1	1	A09851A-420	HOSE ASSEMBLY, 1-1/4 x 420
2	1	P0421-022	REDUCER, Threaded 1-1/4 x 1
3	1	027672P	PLUG, Storage HP
4	1	027669P	NIPPLE, Threaded -HP
5	1	027667P	NUT, Coupler - HP
6	1	027671P	CAP. Storage - HP
7	1	027687P	FITTING, Threaded 1-1/4 -HP
8	1	P0085-927	ORING
9	2	P0085-124A	ORING
10	1	P0084-124	RING, Back-Up

TBM HYDRAULIC LINES LP (3,000 PSI) ASSEMBLY, F13326F00



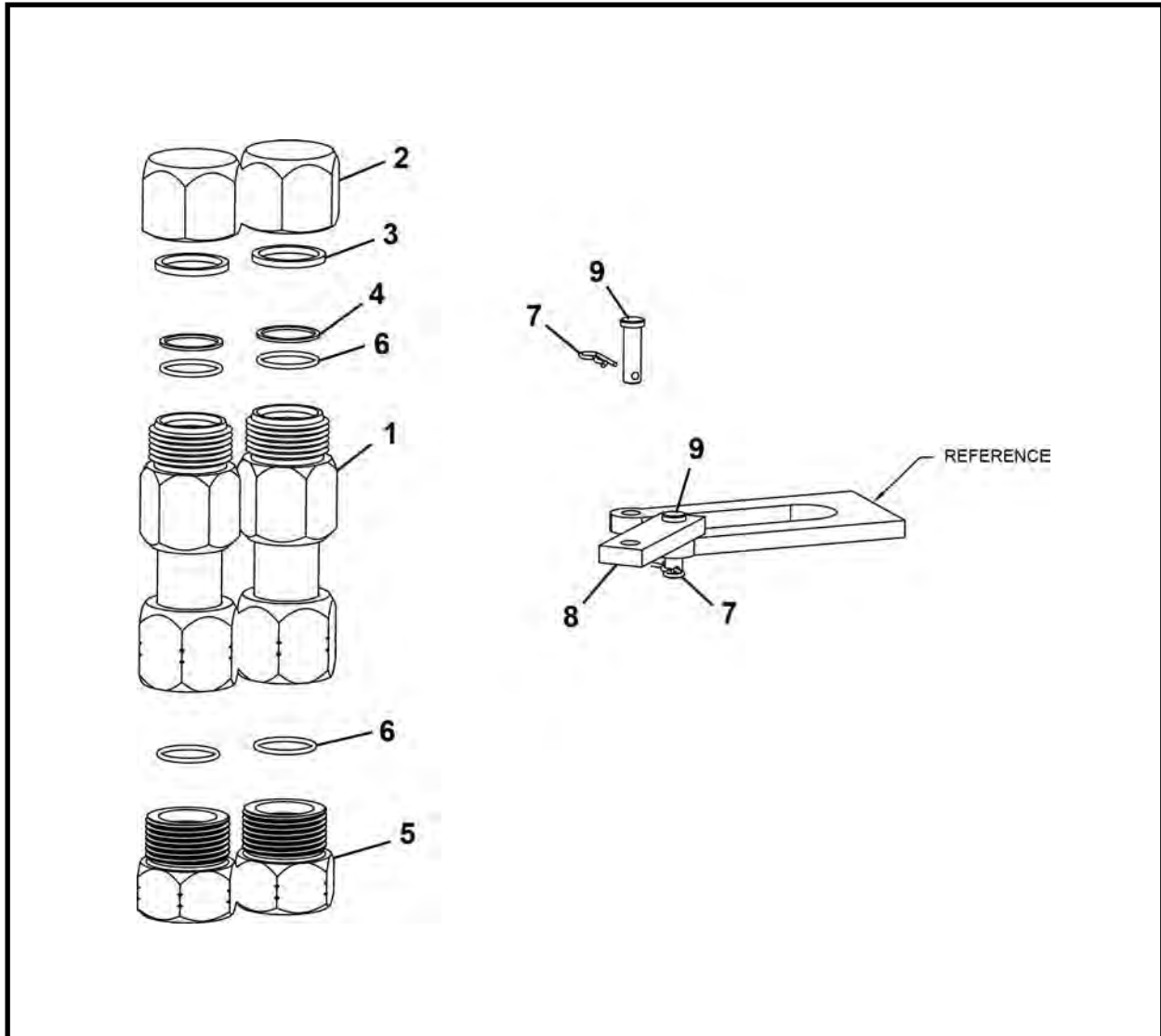
ITEM	QTY	PART NO.	DESCRIPTION
0	1	F13326F00	HYDRAULIC LINE 1.5 x 21' (1-1/4 Ends)
1	1	007002P02	CAP, Coupler 1-1/4
2	1	P0085-927	ORING
3	1	P0084-123	RING, Back-Up
4	2	P0085-123	ORING
5	1	013322P01	COUPLER, Female 1-1/4
6	1	013316P00	PIPE, Supply Line
7	1	013323P00	ADAPTER
8	1	007324P00	FITTING, 1-1/4 Oil Line (Male)
9	1	004901P01	COUPLER
10	1	005350P03	CAP, Coupler 1-1/4

TBM HYDRAULIC LINES HP (5,000 PSI) ASSEMBLY, F27674F



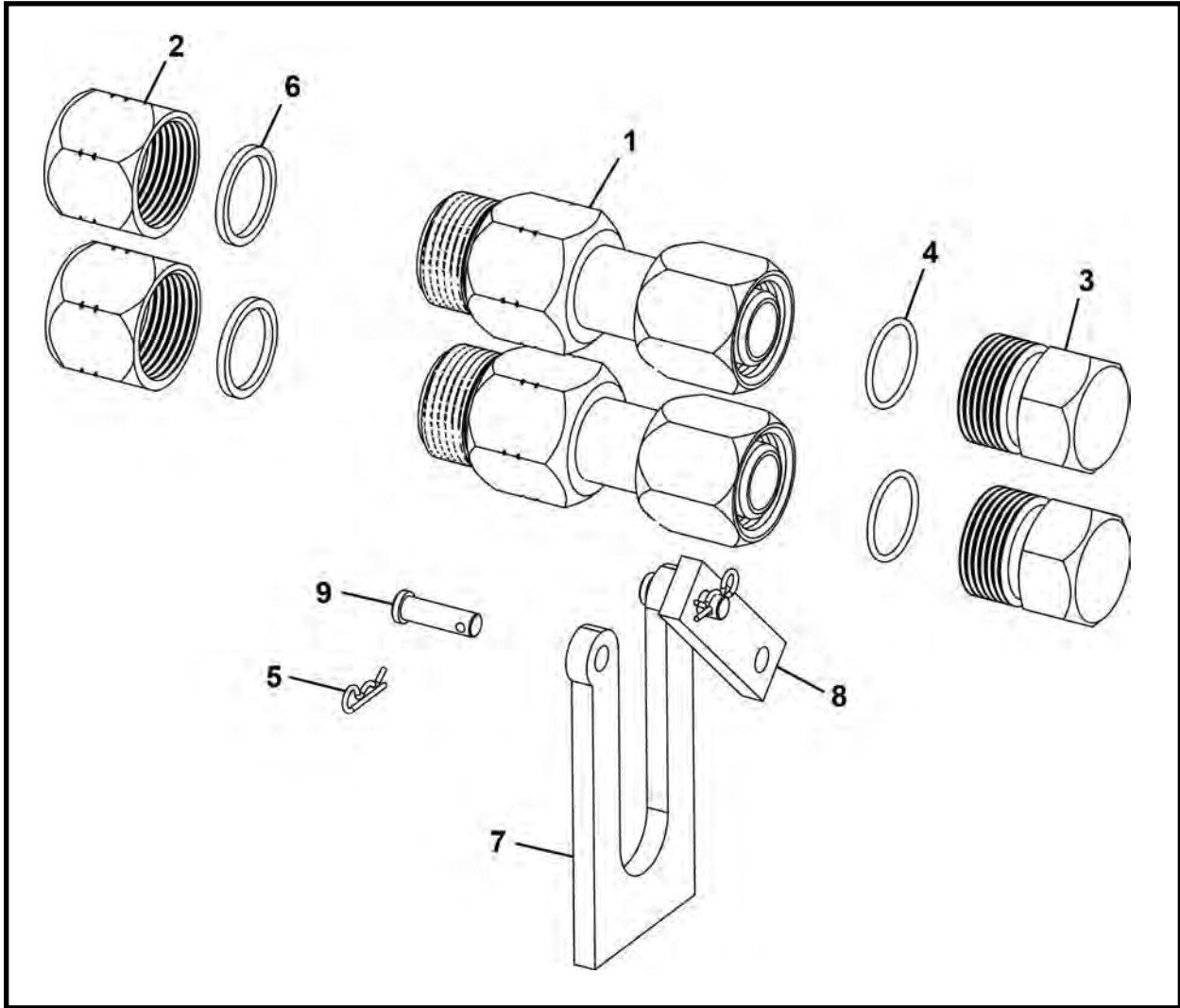
ITEM	QTY	PART NO.	DESCRIPTION
0	1	F27674F	ASSEMBLY, Hydraulic Line HP (5,000 psi)
1	1	R1010-037	PIPE, 1-1/2 x 21 FT'
2	1	P0084-124	RING, Back-Up
3	2	P0085-124A	ORING
4	1	P0085-927	ORING
5	1	027671P	CAP, Storage -HP
6	1	027668P	ADAPTER -HP
7	1	027665P	NIPPLE, HP
8	1	027667P	NUT, Coupler -HP
9	1	027672P	PLUG, Storage -HP
10	1	027666P	FITTING, HP

ADAPTER KIT - 5000 PUMP UNIT (3,000 PSI) TO TBM SERIES II (HP), 027698A
5000 PUMP UNIT / TBM Series II



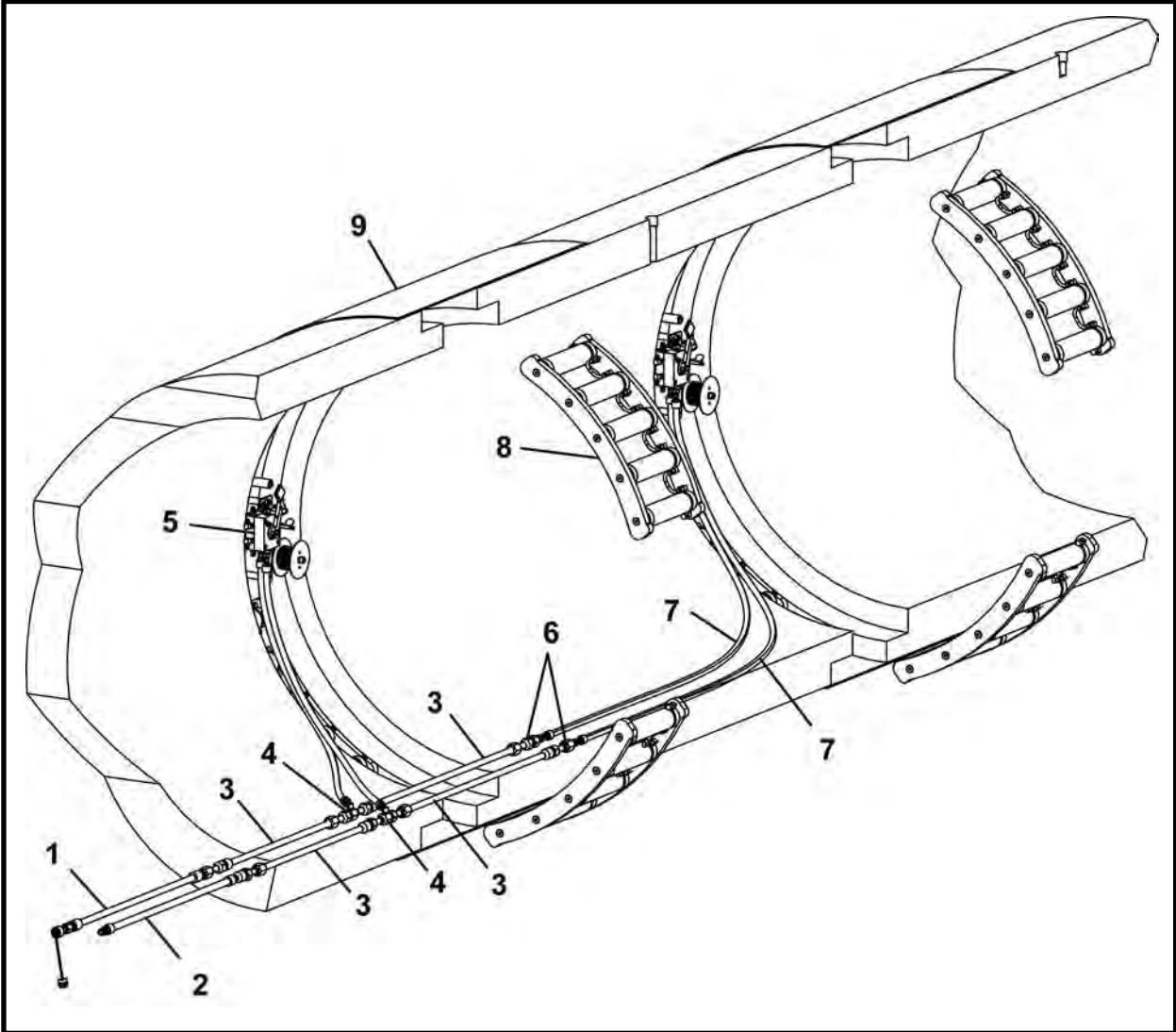
ITEM	QTY	PART NO.	DESCRIPTION
0	1	027698A	KIT, Adapter, LP to Series II
1	2	027694A	FITTING, Adapter, Low Pressure To TBM Series II
2	2	007002P02	CAP, Coupler 1-1/4
3	2	P0085-927	ORING
4	2	P0084-123	RING, Back-Up
5	2	027672P	PLUG, Storage, TBM High Pressure
6	2	P0085-123	ORING
7	2	P0090-001	CLIP, Hitch Pin
8	1	027696P	RETAINER
9	2	P0024-006	PIN, Clevis 3/8 x 1.25

ADAPTER KIT - 5200 PUMP UNIT (3,000 PSI) TO TBM Series I, 027699A
5200 PUMP UNIT/TBM Series I



ITEM	QTY	PART NO.	DESCRIPTION
0	1	027699A	KIT, Adapter, 5200 Pump Unit To TBM Series I
1	2	027695A	FITTING, Adapter, 5200 To TBM Series I
2	2	027671P	CAP, Storage, TBM High Pressure
3	2	005350P03	CAP, Coupler 1-1/4
4	2	P0085-124A	ORING
5	2	P0090-001	CLIP, Hitch Pin
6	2	P0085-927	ORING
7	1	027697P	MOUNT
8	1	027696P	BAR, Retainer
9	2	P0024-006	PIN, Clevis 3/8 x 1-1/4

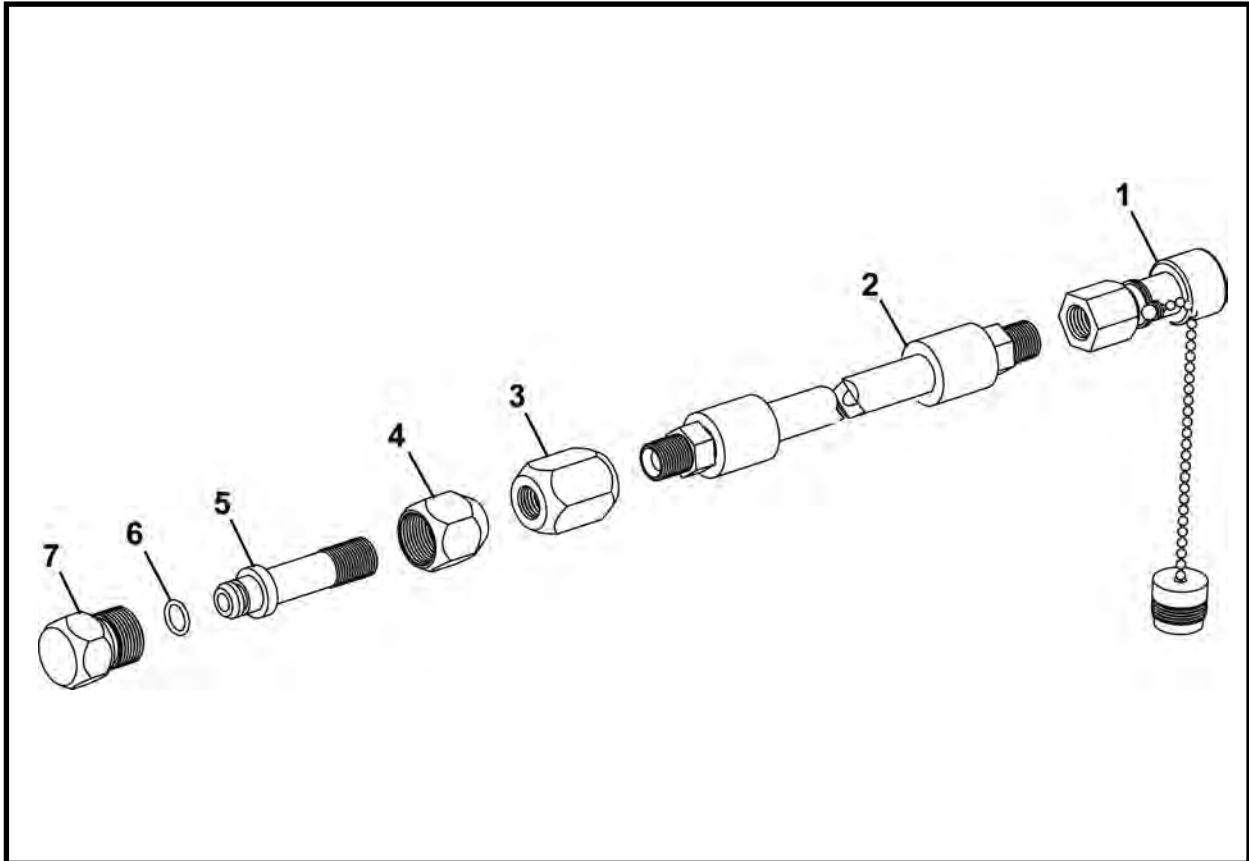
INTERMEDIATE JACKING STATION



ITEM	QTY	PART NO.	DESCRIPTION
1*	1	F09802F01	STARTER HOSE, High Pressure 30'
2*	1	F09803F01	STARTER HOSE, Low Pressure 30'
3*	AR	F09800F00	TUNNEL LINE
4*	AR	F09804F00	TEE CONNECT
5*	AR	F04908F01	VALVE, IJS (With Cable)
6*	1	F09805F00	STARTER CONNECTION
7	2	A10311A-xxx	HOSE ASSEMBLY, 3/8 JIC x length
8.1*	4	007299A00	IJS SEGMENT ASSEMBLY - 48SC/420
8.2*	4	007300A00	IJS SEGMENT ASSEMBLY - 480
8.3*	5	007301A00	IJS SEGMENT ASSEMBLY - 540
8.4*	6	007302A00	IJS SEGMENT ASSEMBLY - 600
8.5*	7	007304A00	IJS SEGMENT ASSEMBLY - 720
9**	AR	-	IJS HOUSING

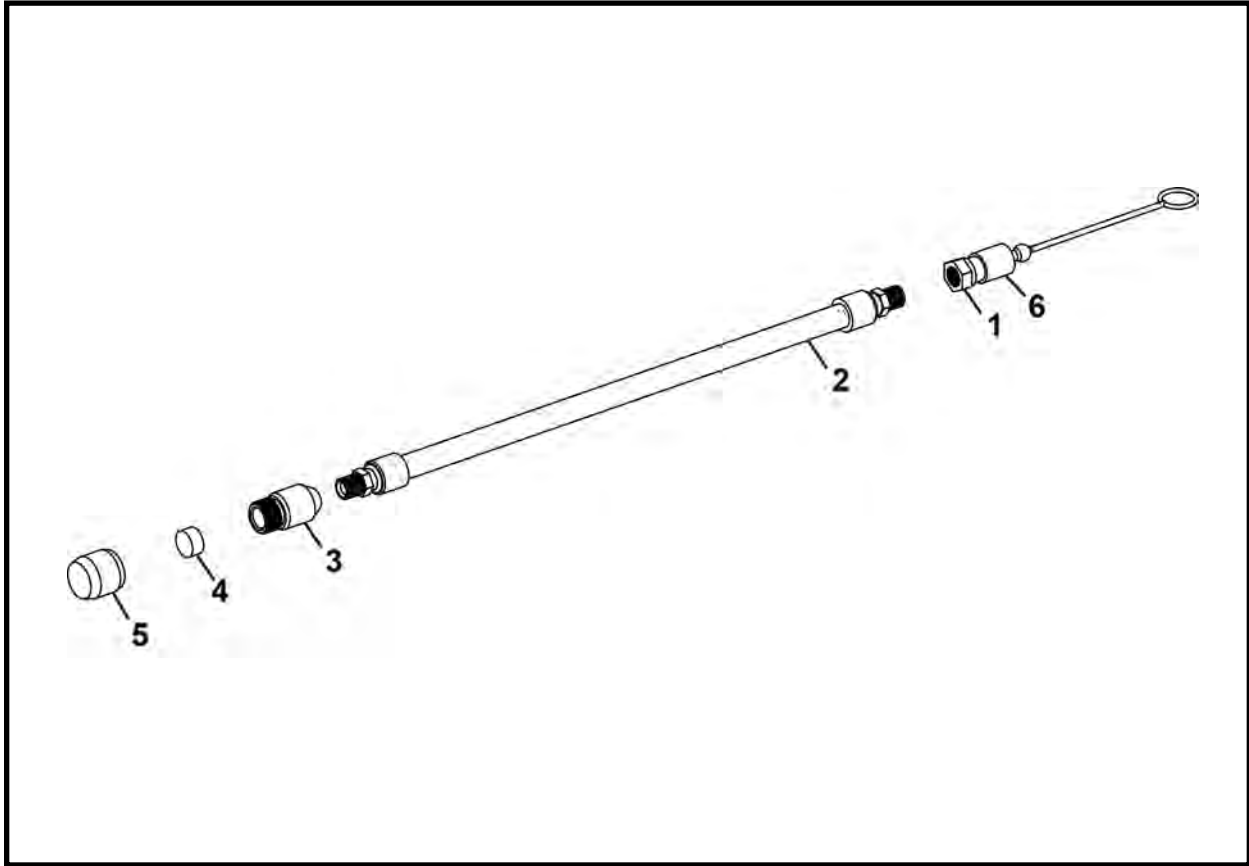
AR - As Required (Per Job)
 * Refer to this section for parts information.
 ** Contact your Akkerman Sales Representative for information regarding IJS housings.

IJS STARTER HOSE 30 FT (HIGH PRESSURE) ASSEMBLY, F09802F01



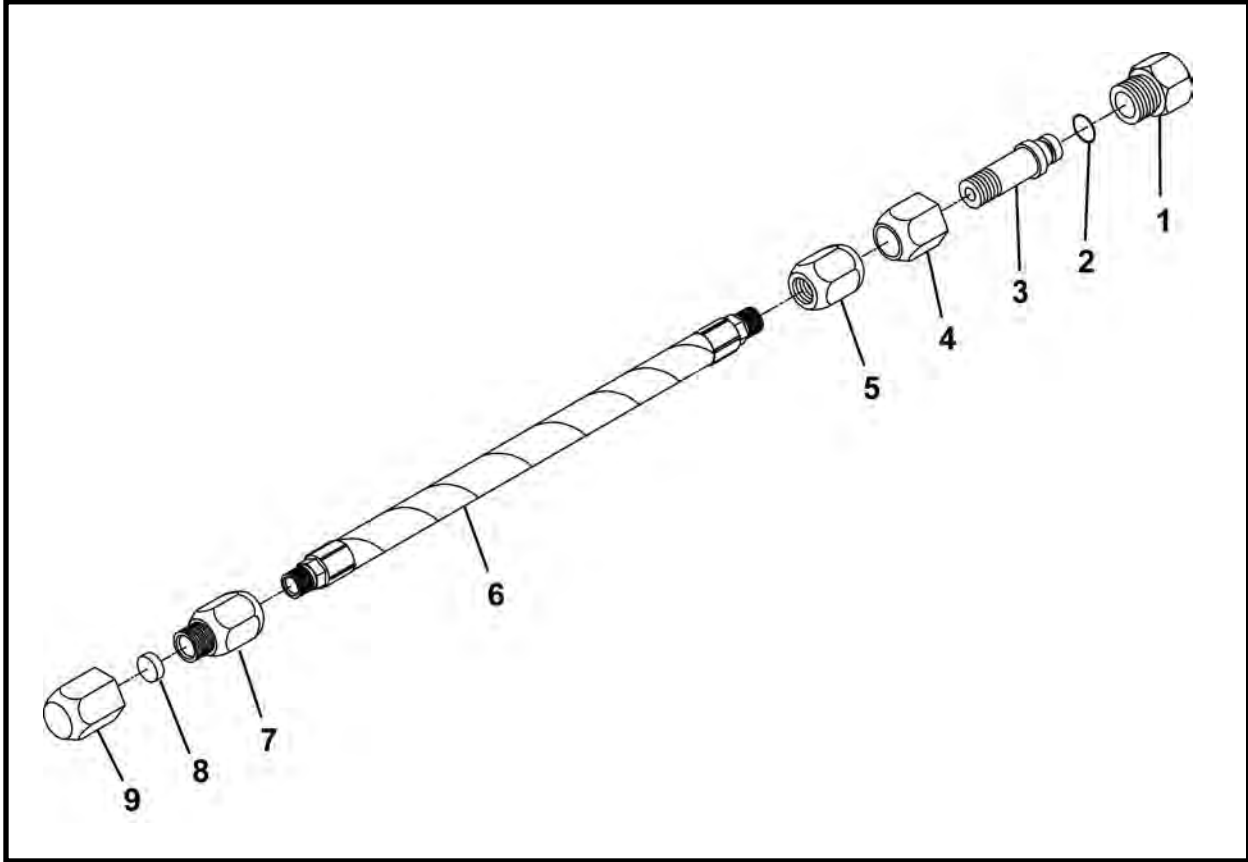
ITEM	QTY	PART NO.	DESCRIPTION
0	1	F09802F01	HOSE, High Pressure Starter 30'
1	1	P0100-001B	COUPLER, Male
2	1	A10420A-360	HOSE ASSEMBLY, 1/2 x 360
3	1	009812P01	COUPLER, Hi-Pressure 1/2 NPT
4	1	005135P00	COUPLER, 1/2
5	1	005134P00	COUPLER, Male 1/2
6	1	P0085-113	ORING
7	1	009808P00	CAP, Female

IJS STARTER HOSE 30 FT (LOW PRESSURE) ASSEMBLY, F09803F01



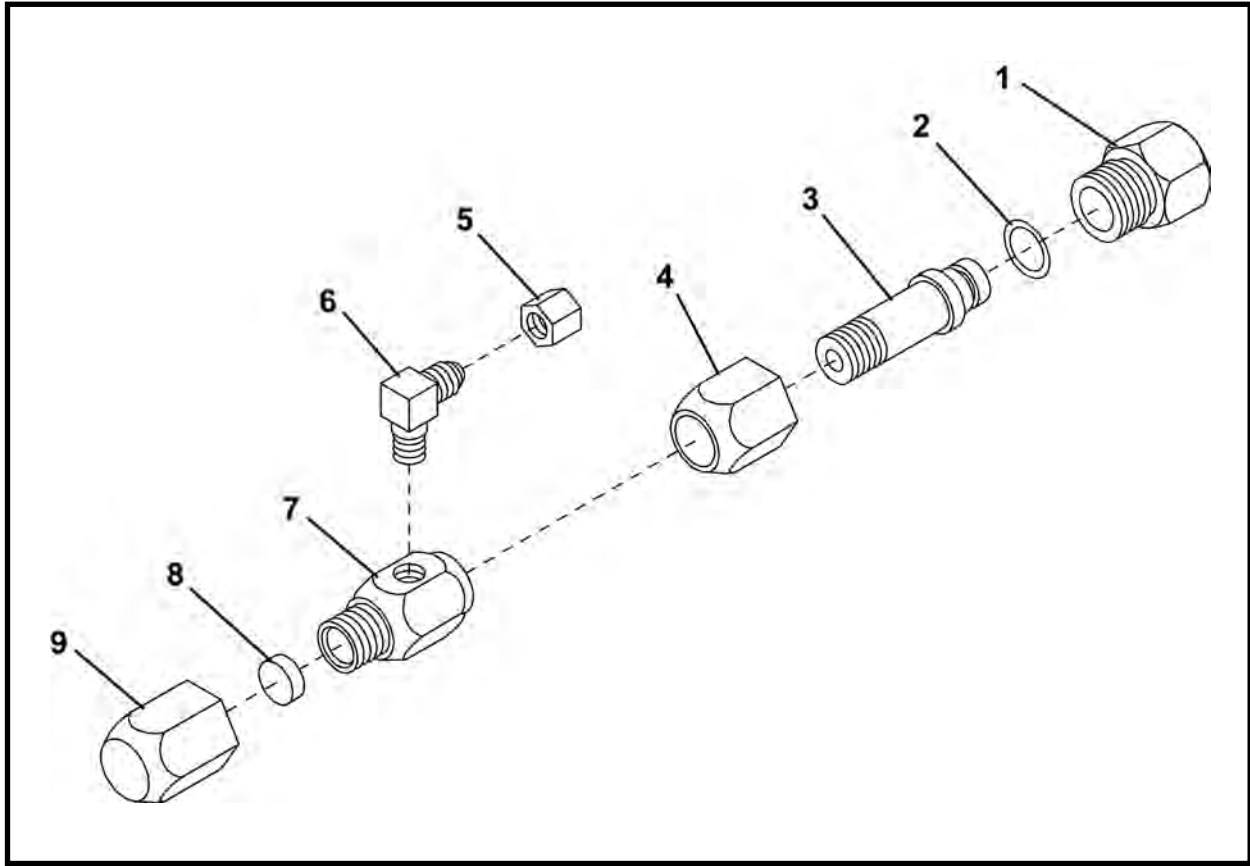
ITEM	QTY	PART NO.	DESCRIPTION
0	1	F09803F01	IJS STARTER HOSE ASSEMBLY, Low Pressure
1	1	P0100-013B	NIPPLE, Female 1/2 NPT
2	1	A10320A-360	HOSE ASSEMBLY 1/2 x 360
3	1	009809P00	COUPLER, Female 1/2
4	1	007085P00	PLUG, Coupler Cap
5	1	009811P01	CAP, Male
6	1	P0100-013D	PLUG, Dust

IJS TUNNEL LINE 10' 6", F09800F00



ITEM	QTY	PART NO.	DESCRIPTION
0	1	F09800F00	IJS TUNNEL LINE 10' 6"
1	1	009808P00	CAP, Female
2	1	P0085-113	ORING
3	1	005134P00	COUPLER, Male
4	1	005135P00	COUPLER
5	1	009812P01	COUPLER, High Pressure
6	1	009806P00	PIPE
7	1	009809P00	COUPLER, Female
8	1	007085P00	PLUG, Coupler
9	1	009811P01	CAP, Male

IJS TEE CONNECTOR, F09804F00

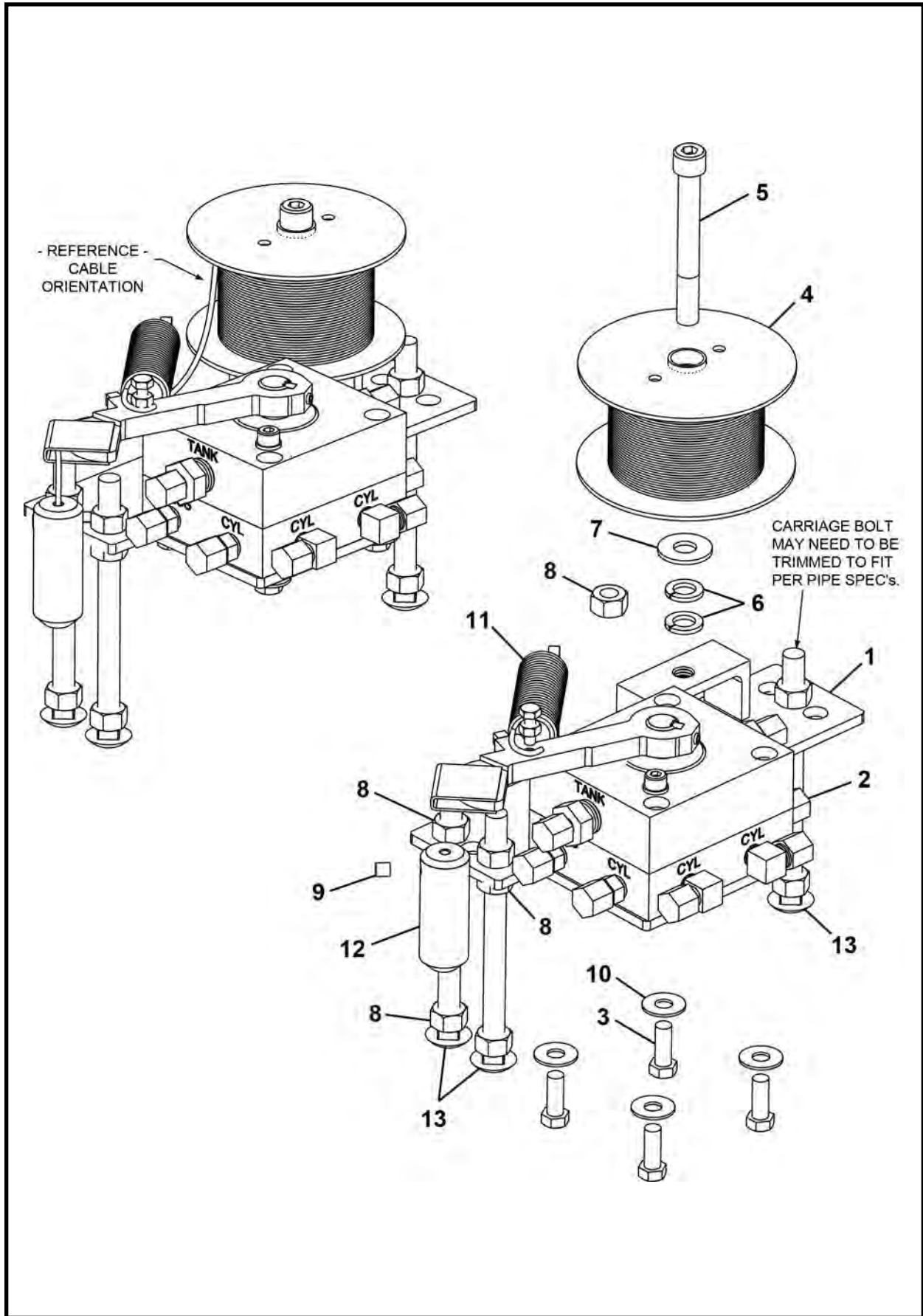


ITEM	QTY	PART NO.	DESCRIPTION
0	1	F09804F00	TEE CONNECTOR, IJS
1	1	009808P00	CAP, Female
2	1	P0085-113	ORING
3	1	005134P00	COUPLER, Male
4	1	005135P00	COUPLER, 1/2
5	1	P0300-126	CAP, 06FJ
6	1	P0300-125	FITTING, 06MJ-04MP90
7	1	009810P00	COUPLER, Female
8	1	007085P00	PLUG, Coupler Cap
9	1	009811P01	CAP, Male

NOTE: Two connectors required per jack station.

NOTES

IJS VALVE (With Cable), F04908F01



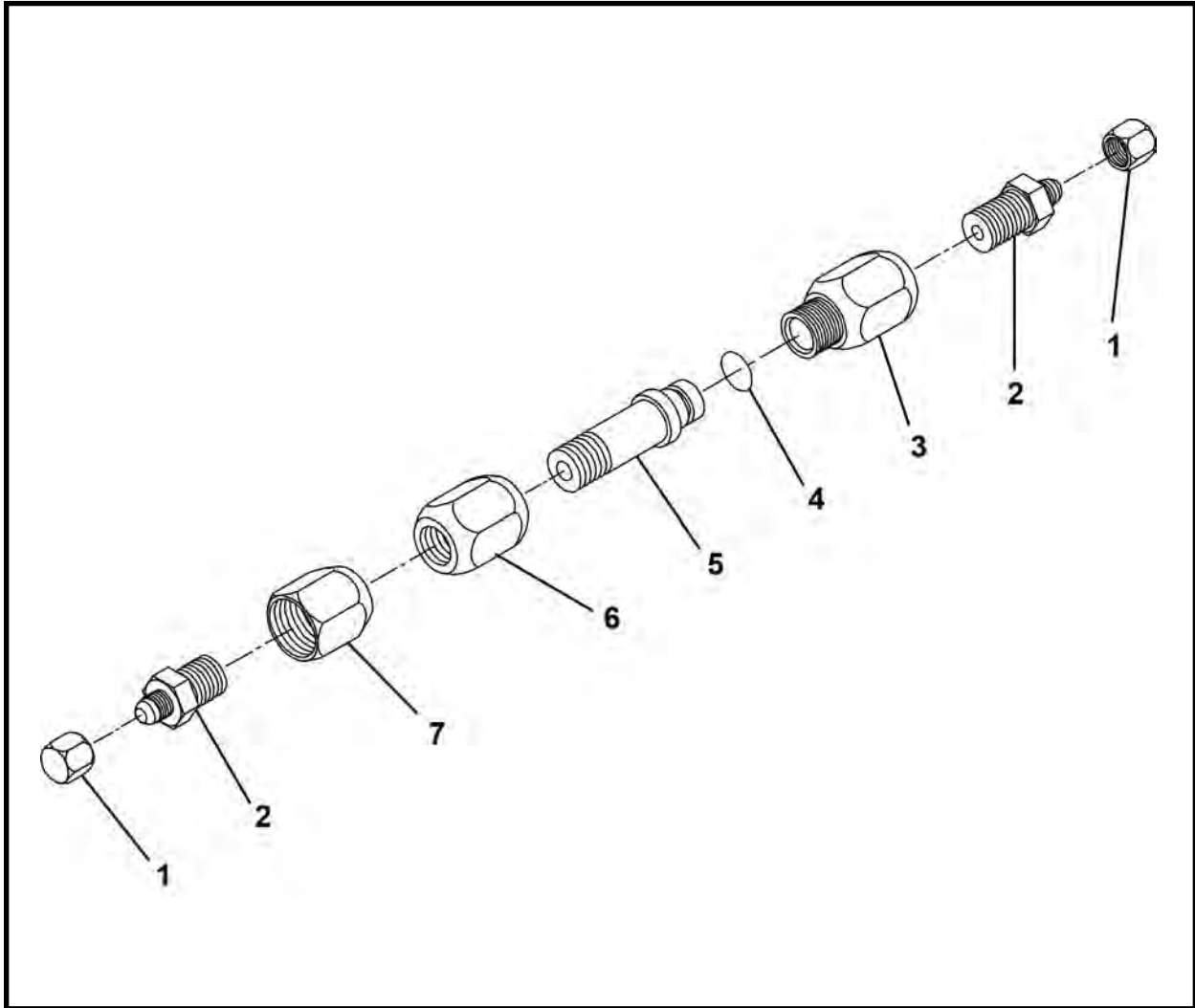
IJS VALVE (With Cable), F04908F01

ITEM	QTY	PART NO.	DESCRIPTION
0	1	F04908F01	IJS VALVE (With Cable)
1	1	005764A00	PLATE ASSEMBLY
2*	1	004725A00	VALVE
3	4	P0001-06-004	BOLT, Hex 3/8 UNC x 1
4	1	002323A	ASSEMBLY, Cable & Spool (Includes items 4a - 4b)
4a	1	002373A00	SPOOL ASSEMBLY
4b	7200 LI	P0075-001	CABLE
5	1	P0031-08-016	SCREW, Socket Head Cap 1/2 UNC x 4
6	2	P0043-008	WASHER, Spring 1/2
7	1	P0040-008	WASHER, Hardened Flat 1/2
8	10	P0003-08-000	NUT, 1/2 UNC
9	1	P0033-05-004	SCREW, Socket Set 5/16 x .25
10	4	P0040-006	WASHER, Hardened Flat 3/8
11	1	P0070-031	SPRING
12	1	001335P00	WEIGHT, Valve
13	3	P0026-011	BOLT, Carriage 1/2 x 6.5

* Refer to Section 7, Valves for parts information.

LI - Linear Inch

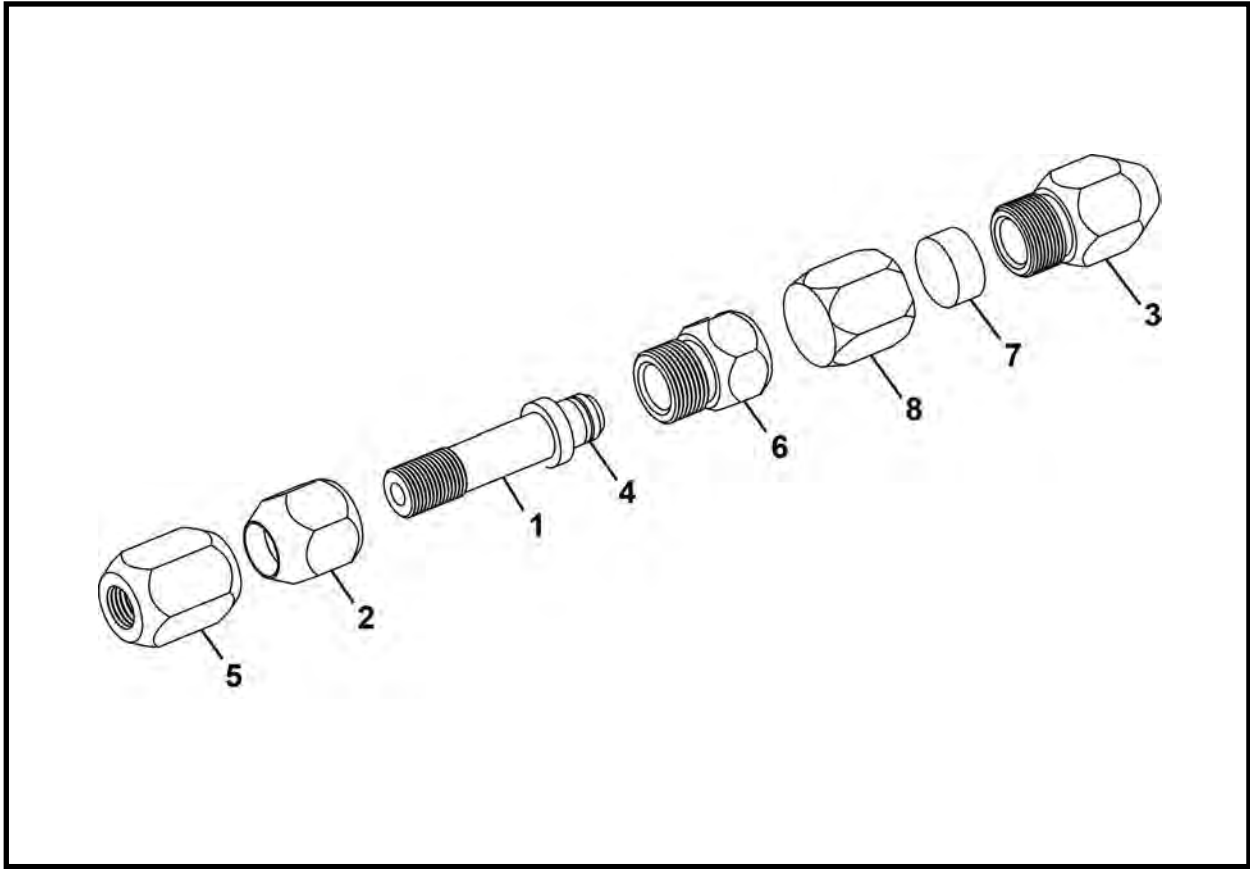
IJS STARTER CONNECTION, F09805F00



ITEM	QTY	PART NO.	DESCRIPTION
0	1	F09805F00	STARTER CONNECTION
1	2	P0300-126	CAP, 06FJ
2	2	P0300-120	FITTING, 06MJ-08MP
3*	1	009809P00	COUPLER, Female
4*	1	P0085-113	ORING
5*	1	005134P00	COUPLER, Male
6*	1	005135P00	COUPLER
7*	1	009812P01	COUPLER, High Pressure

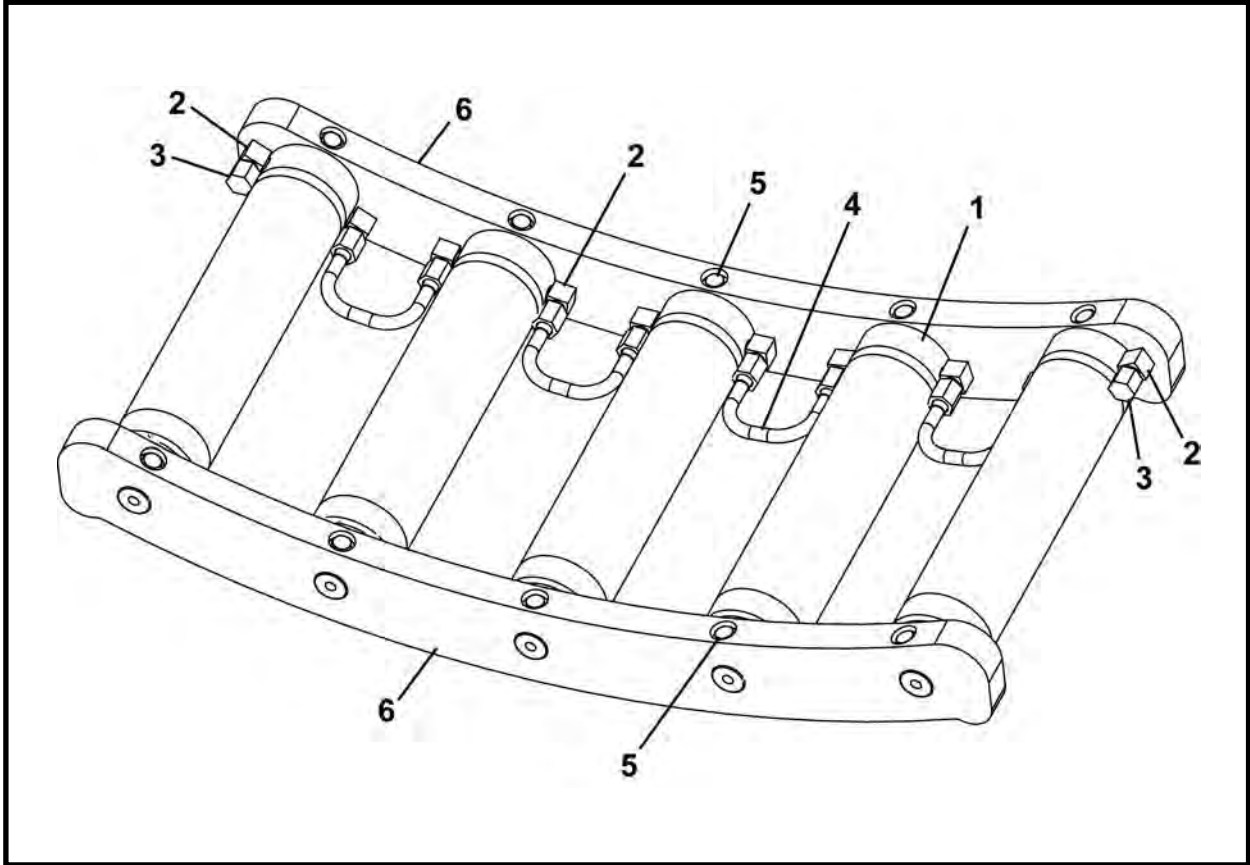
* Included in IJS Coupler Assembly, 005133A02. Refer to this section for parts information.

IJS COUPLER ASSEMBLY, 005133A02



ITEM	QTY	PART NO.	DESCRIPTION
0	1	005133A02	IJS COUPLER ASSEMBLY
1	1	005134P00	COUPLER, Male
2	1	005135P00	COUPLER
3	1	009809P00	COUPLER, Female
4	1	P0085-113	ORING
5	1	009812P01	COUPLER, High Pressure
6	1	009808P00	CAP, Female
7	1	007085P00	PLUG, Coupler
8	1	009811P01	CAP, Male

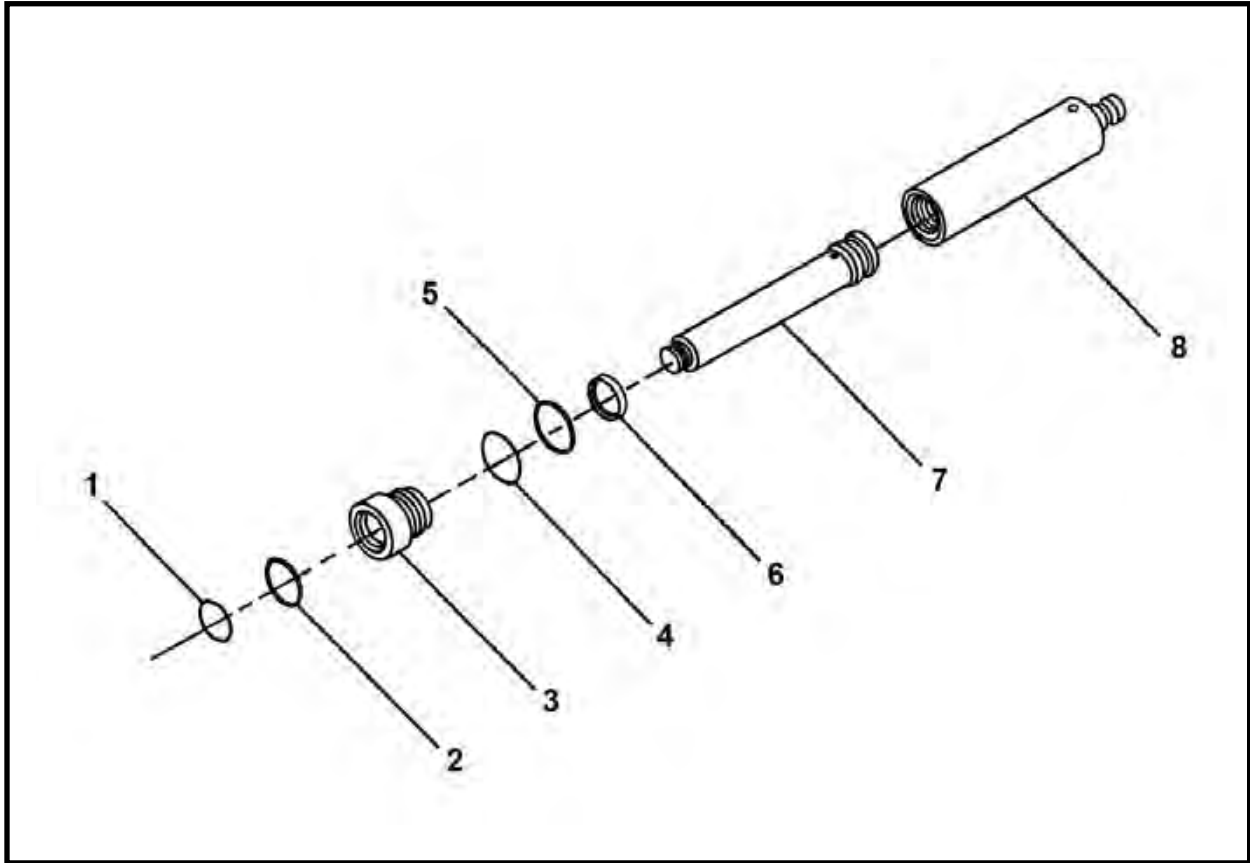
IJS SEGMENT ASSEMBLY



ITEM	QTY	PART NO.	DESCRIPTION
0.1	1	007299A00	IJS SEGMENT ASSEMBLY - 48SC /420
0.2	1	007300A00	IJS SEGMENT ASSEMBLY - 480
0.3	1	007301A00	IJS SEGMENT ASSEMBLY - 540
0.4	1	007302A00	IJS SEGMENT ASSEMBLY - 600
0.5	1	007304A00	IJS SEGMENT ASSEMBLY - 720
1*	5	F03531F02	CYLINDER, IJS
2	10	P0300-125	FITTING, 04MP-06MJ
3	2	P0300-126	CAP
4	4	001907A00	TUBE
5	10	P0001-05-003	BOLT, 5/16 UNC x .75
6.1	2	F01480F00	END IRONS, Plate - 48SC /420
6.2	2	F01390F00	END IRONS, Plate - 480
6.3	2	F07297F00	END IRONS, Plate - 540
6.4	2	F03834F00	END IRONS, Plate - 600
6.5	2	F07296F00	END IRONS, Plate - 720

* Refer to this section for parts information.

IJS CYLINDER, F03531F02

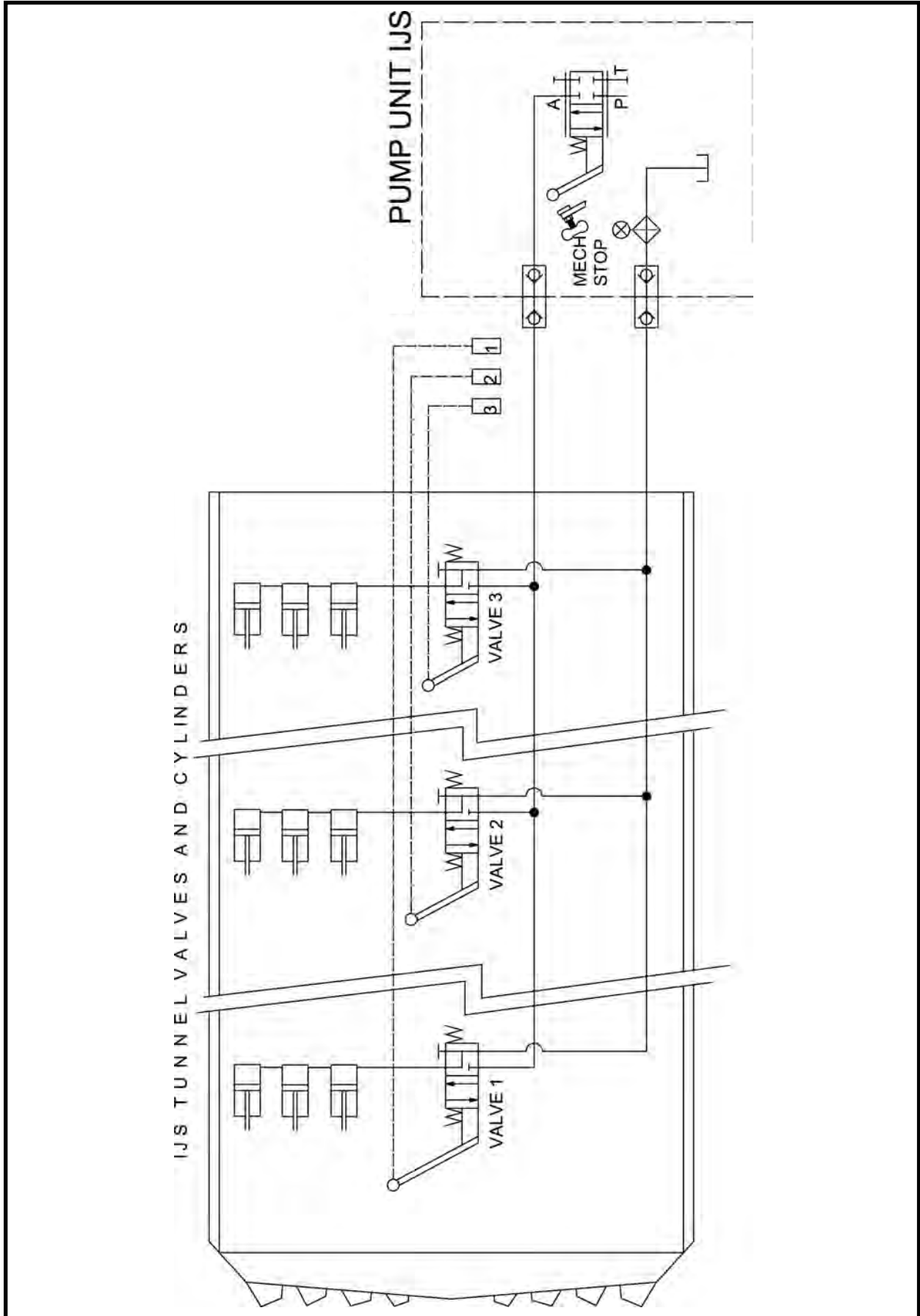


ITEM	QTY	PART NO.	DESCRIPTION
0	1	F03531F02	CYLINDER, IJS
1*	1	P0087-001	WIPER
2*	1	P0086-003	POLYSEAL
3	1	003095P02	CAP, End
4*	1	P0084-139	RING, Back-Up
5*	1	P0085-139	ORING
6*	1	P0088-002	RING, Wear
7	1	003348P02	SHAFT
8	1	003364A01	BARREL
9	REF	007344A00	KIT, Seal

* Included in item 9, 007344A00 Seal Kit.

NOTE: Apply anti-sieze to barrel/gland threads.

INTERMEDIATE JACKING STATION SCHEMATIC



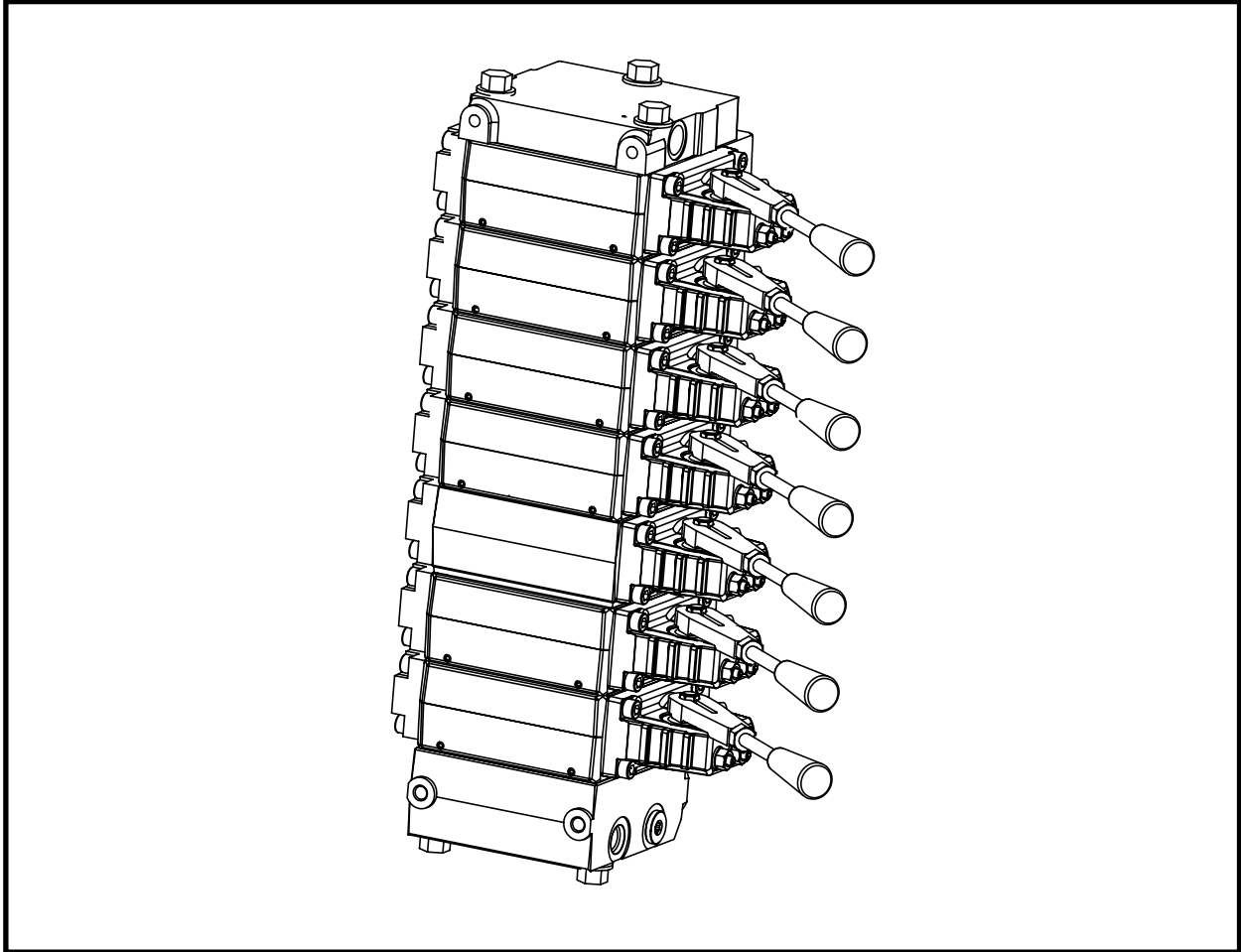


Valves

Tunnel Boring Machine

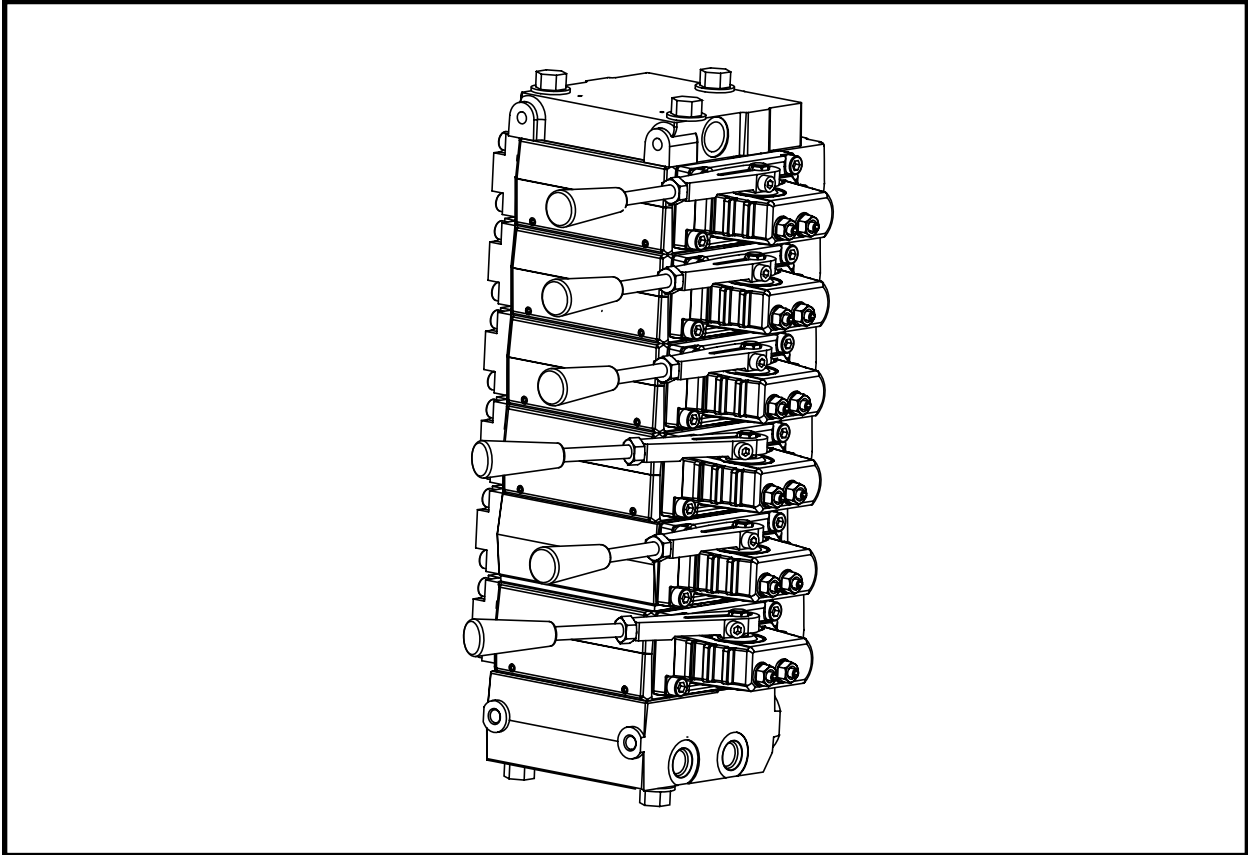
TBM Seven Section Valve, P0302-807 (420 SN F31500F-01 Only)	2
TBM Six Section Valve, P0302-815 (420 SN F31500F-02 & After, 480, 540, 600 & 720) ...	3
TBM Five Section Valve, P0302-814 (48SC)	4
TBM Three Section Valve, P0302-709	5
Two Speed Motor Valve, P0302-784	6
Two Section Valve, P0302-805	7
Two Section Valve, P0302-806	8
Six Way, Two Position Valve, P0302-851	9
Conveyor Lift Valve, P0302-680 (48SC, 420, 480 & 540)	10
Intermediate Jacking Station	
IJS Valve, 004725A00	11

TBM SEVEN SECTION VALVE, P0302-807
TBM Series II: 420 (SNF31500F-01 Only)



ITEM	QTY	PART NO.	DESCRIPTION
0	1	P0302-807	VALVE, Seven Section

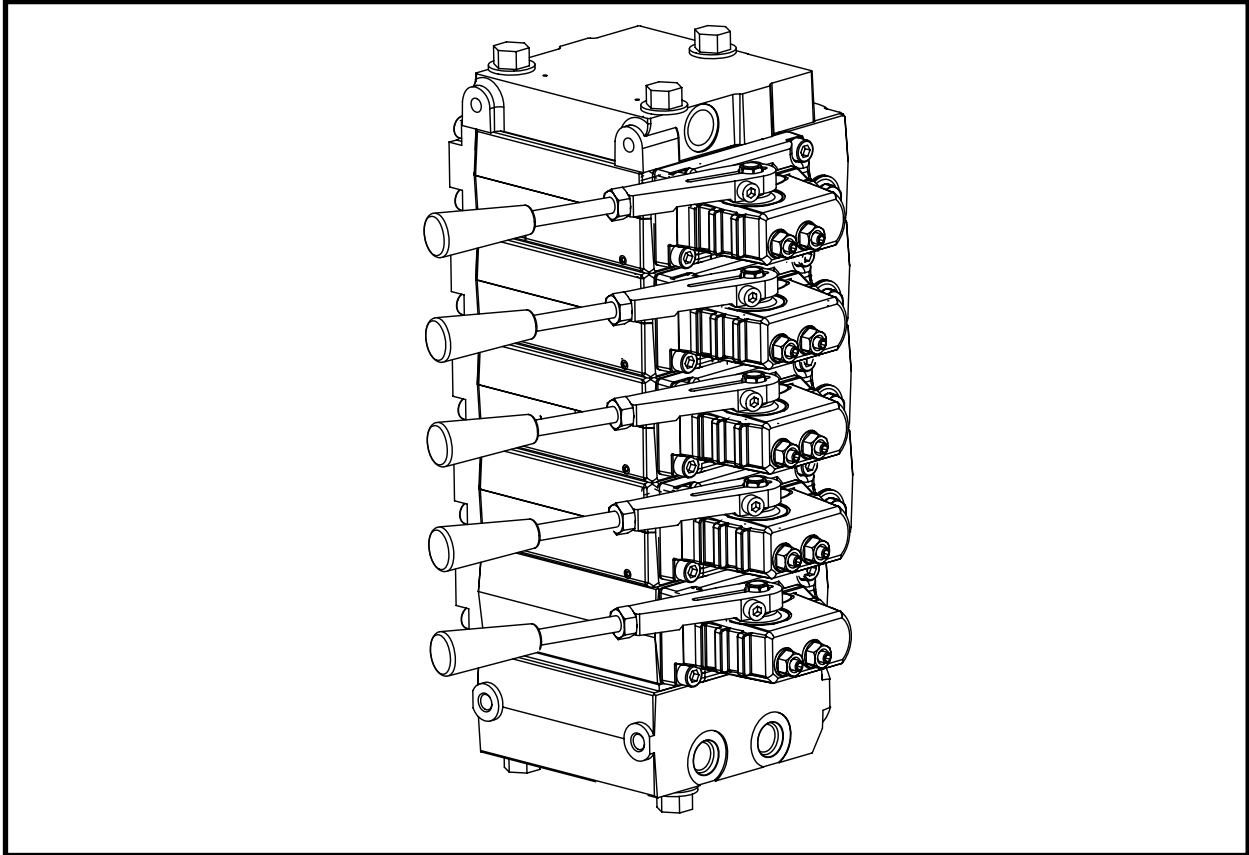
TBM SIX SECTION VALVE, P0302-815
TBM Series II: 420 (SNF31500F-02 & After) - 480 - 540 - 600 - 720



ITEM	QTY	PART NO.	DESCRIPTION
0	1	P0302-815	VALVE, Six Section
1	1	P0302-815A	SECTION, Valve

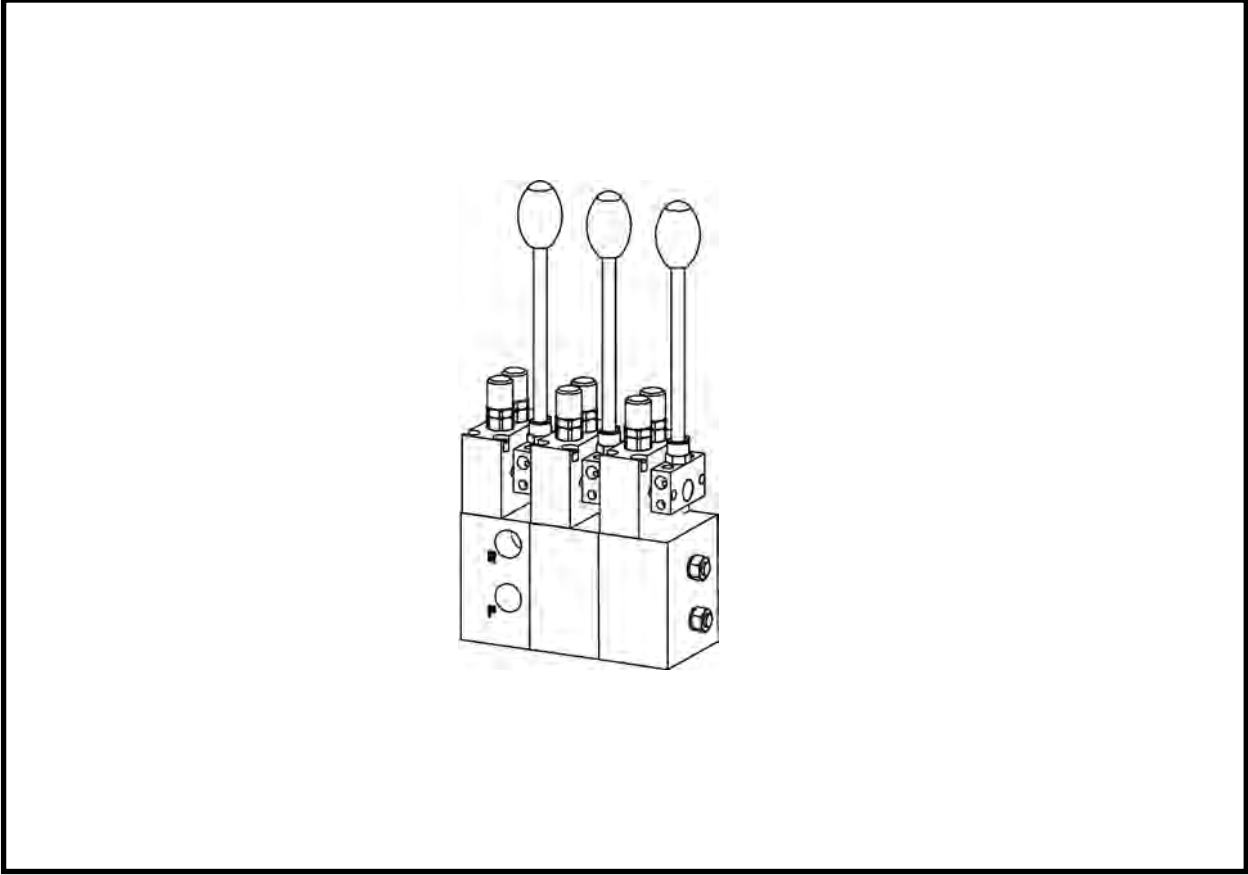
TBM FIVE SECTION VALVE, P0302-814

TBM Series II: 48SC



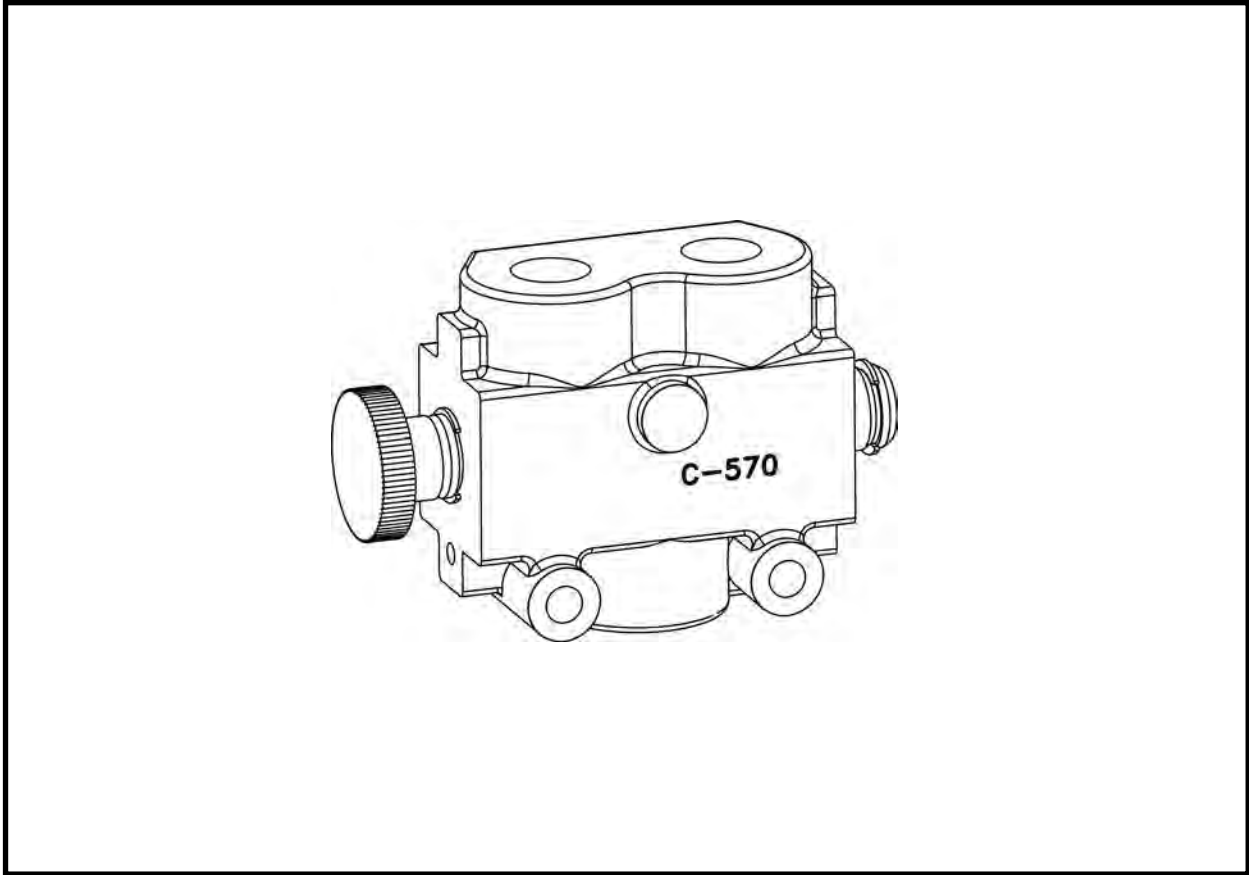
ITEM	QTY	PART NO.	DESCRIPTION
0	1	P0302-814	VALVE, Five Section

TBM THREE SECTION CONTROL VALVE, P0302-709



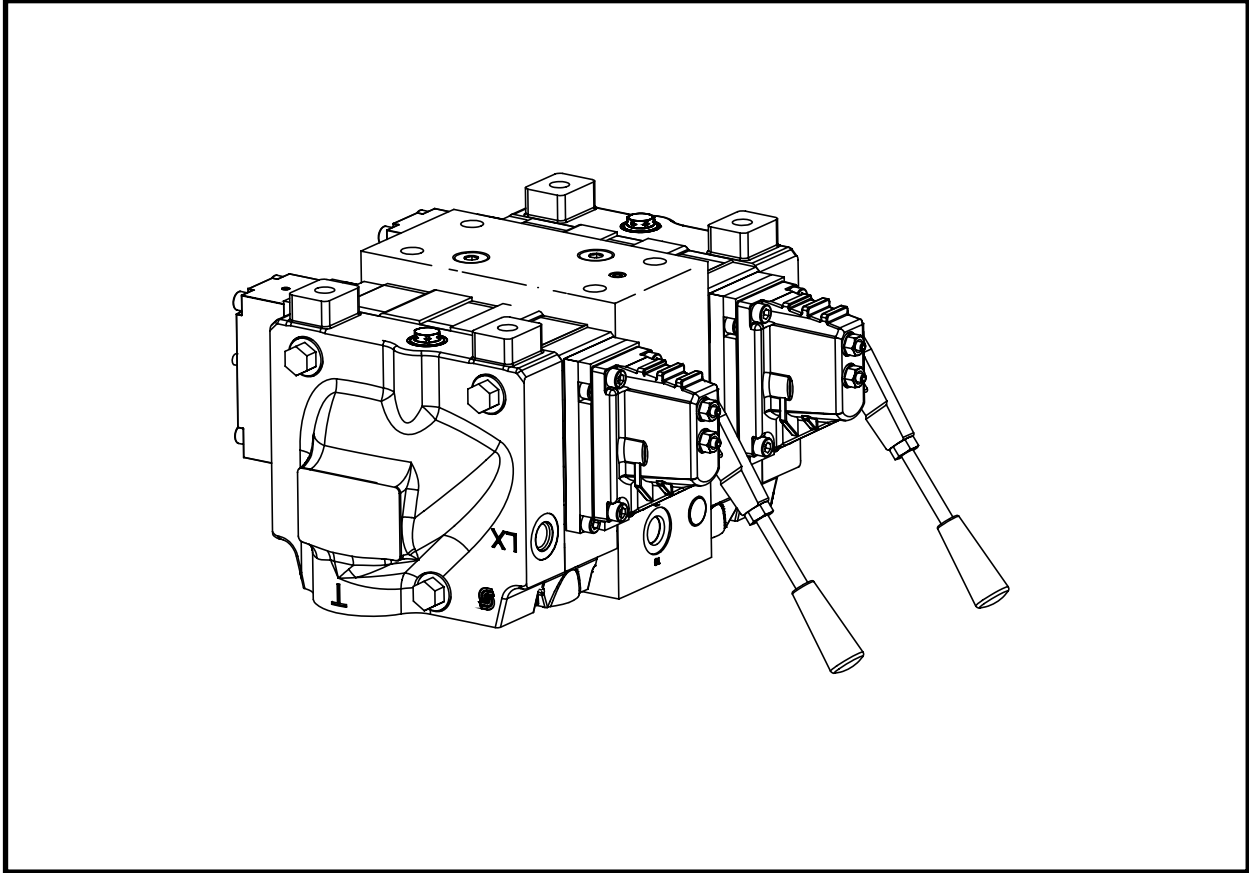
ITEM	QTY	PART NO.	DESCRIPTION
0	1	P0302-709	VALVE, TBM Three Section Control
1	1	P0302-709A	HANDLE

TWO SPEED MOTOR VALVE, P0302-784



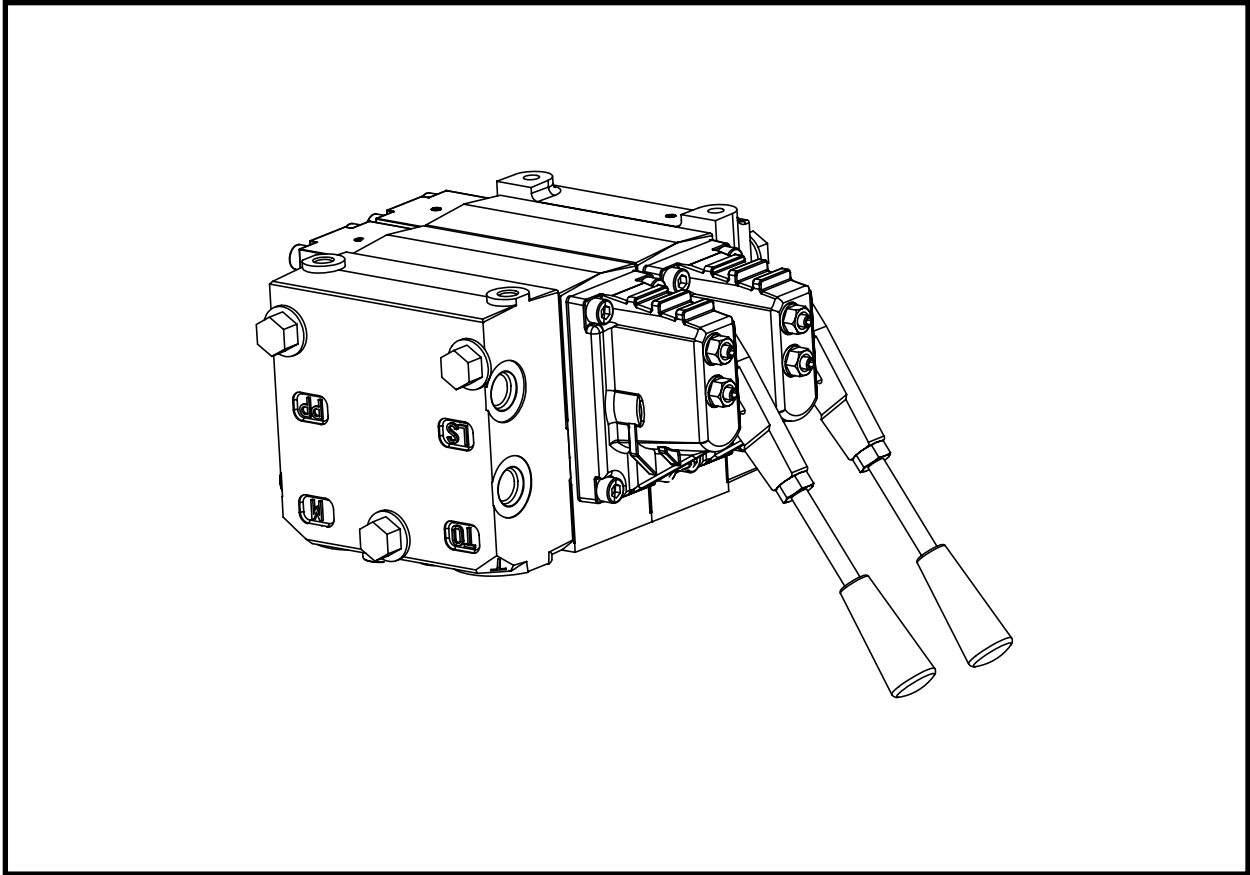
ITEM	QTY	PART NO.	DESCRIPTION
0	1	P0302-784	VALVE, Two Speed Motor

TWO SECTION VALVE, P0302-805



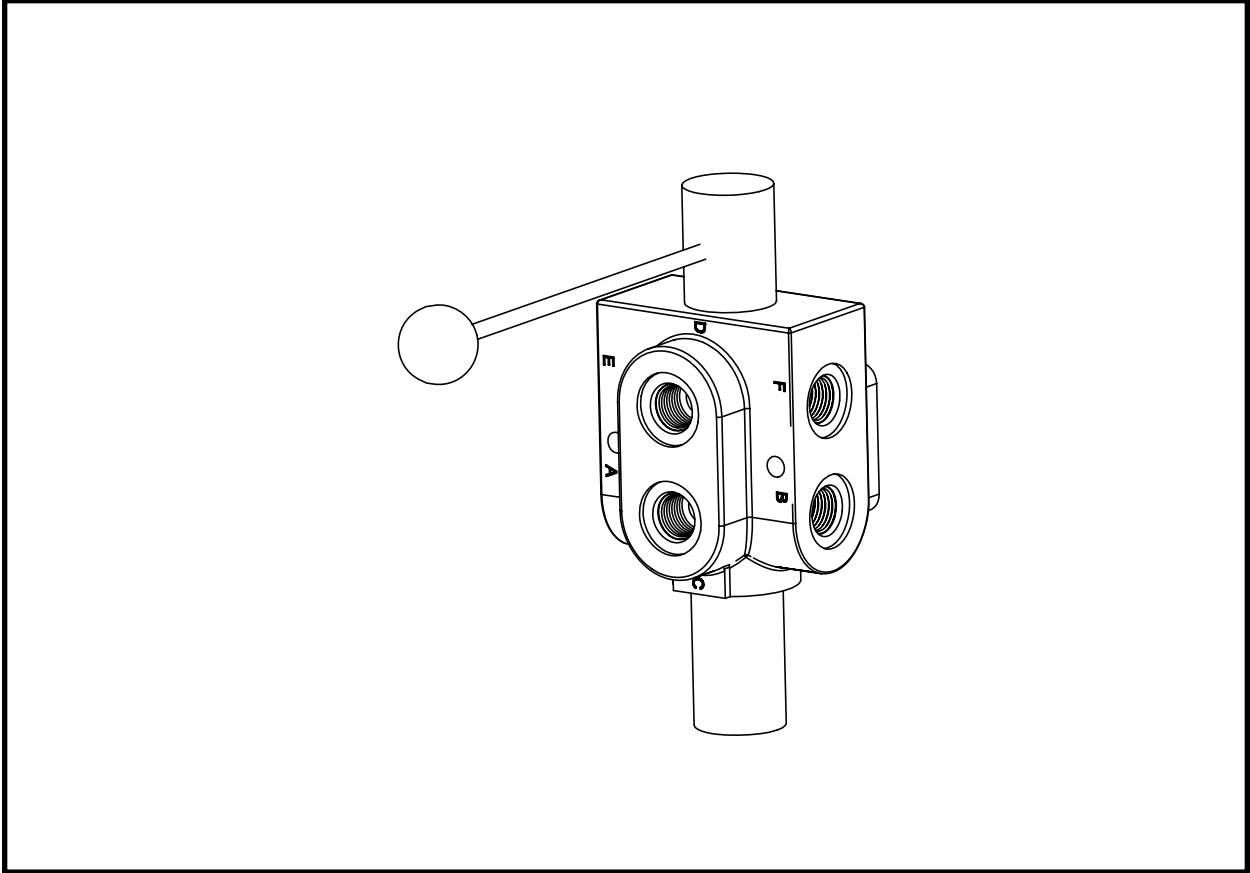
ITEM	QTY	PART NO.	DESCRIPTION
0	1	P0302-805	VALVE, Two Section
1	1	P0302-805A	ASSEMBLY, Spool Valve

TWO SECTION VALVE, P0302-806



ITEM	QTY	PART NO.	DESCRIPTION
0	1	P0302-806	VALVE, Two Section
1	1	P0302-806A	CAP, End
1	1	P0302-806B	SPOOL, Cylinder
1	1	P0302-806C	SPOOL, Motor

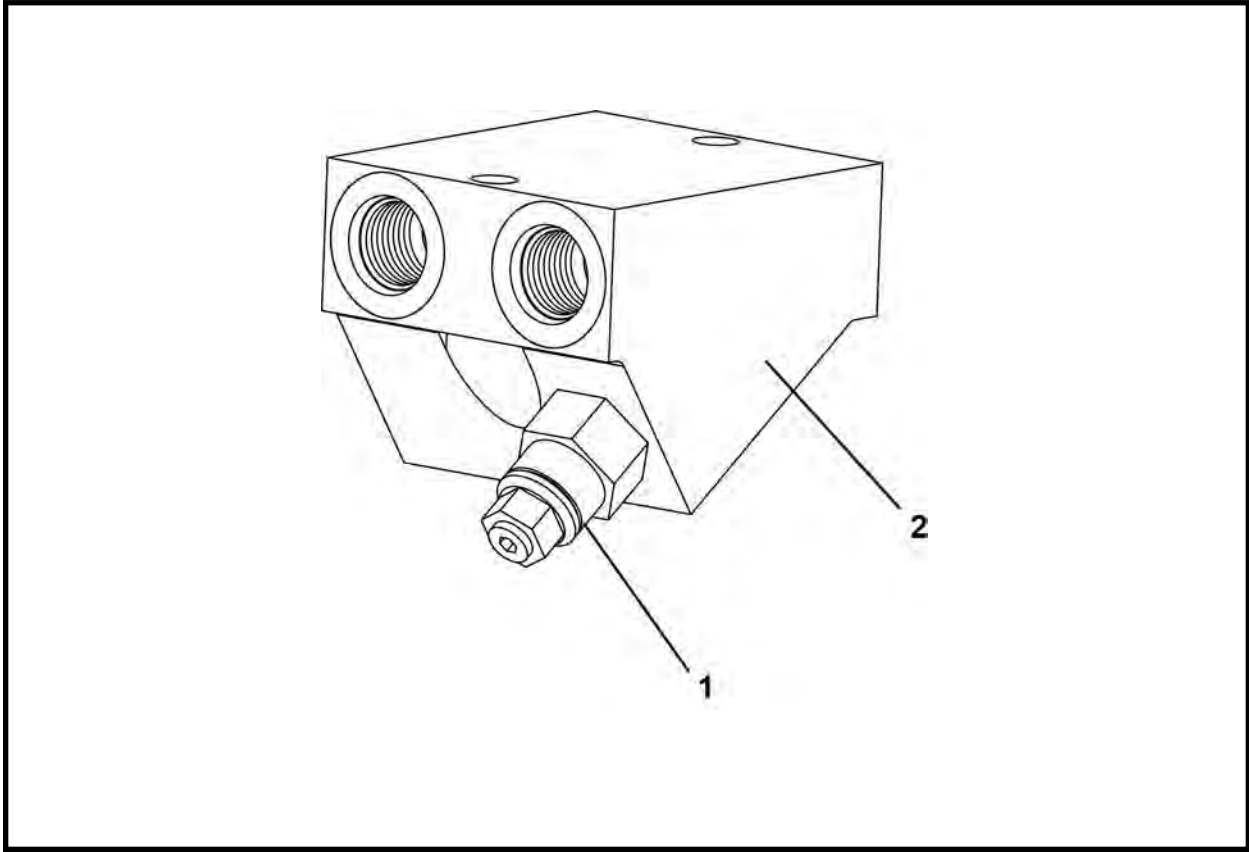
SIX WAY TWO POSITION VALVE, P0302-851



ITEM	QTY	PART NO.	DESCRIPTION
0	1	P0302-851	VALVE, Six Way Two Position

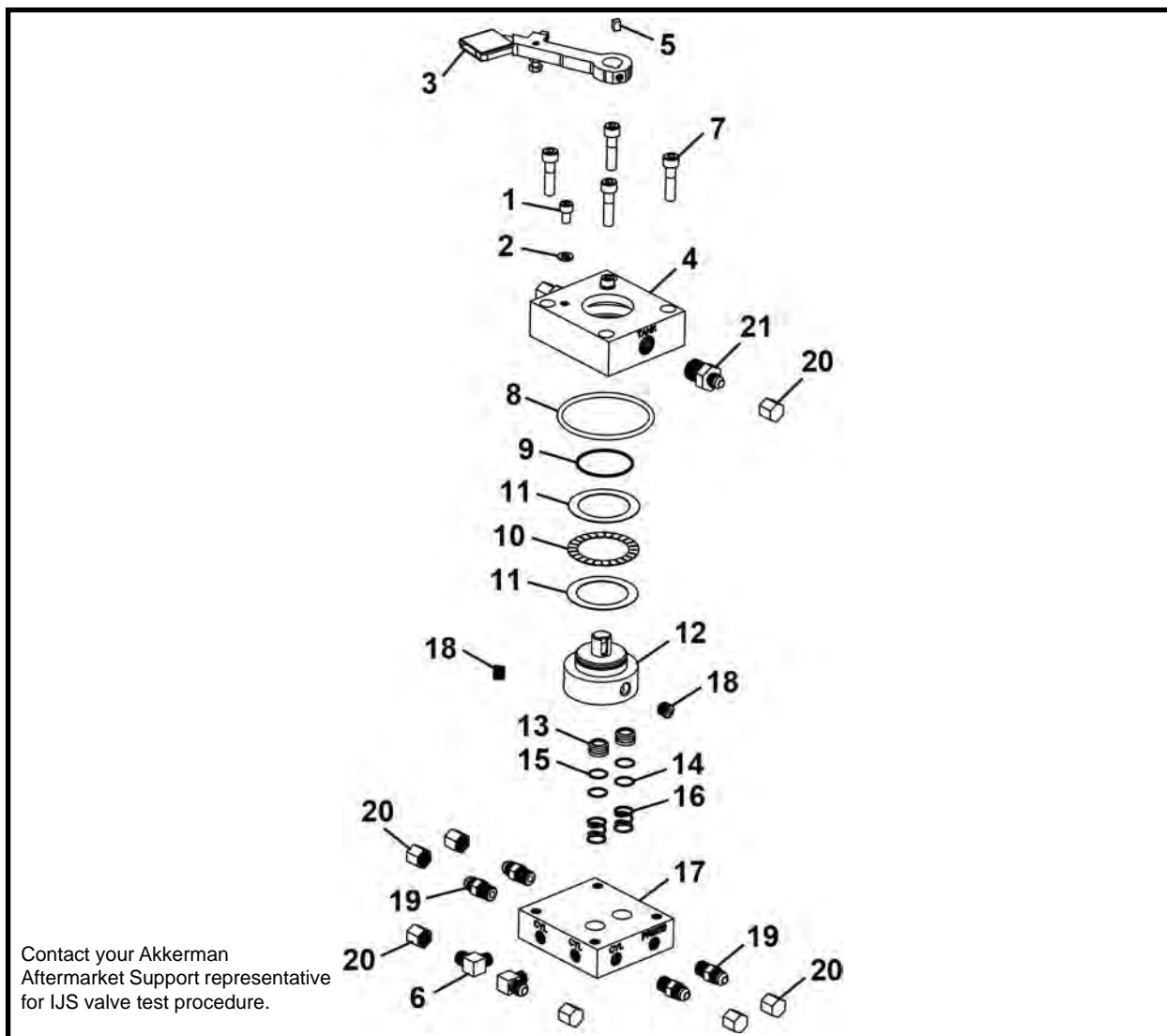
CONVEYOR LIFT VALVE, P0302-680

TBM Series II: 48SC - 420 - 480 - 540



ITEM	QTY	PART NO.	DESCRIPTION
0	1	P0302-680	VALVE, Conveyor Lift
1	1	P0302-680A	CARTRIDGE
2	1	P0302-680B	BODY, Valve

IJS VALVE, 004725A00



ITEM	QTY	PART NO.	DESCRIPTION
0	1	004725A00	VALVE, IJS
1	2	P0031-05-002	SCREW, Socket Head Cap 5/16 UNC x .5
2	2	P0046-005	WASHER, Lock Hi-Collar 5/16
3	1	002188A00	HANDLE
4	1	004722P00	VALVE, Top
5	0.38	P0047-003	KEY
6	2	P0300-125	FITTING, 06MJ-04MP90
7	4	P0031-06-006	SCREW, Socket Head Cap 3/8 UNC x 1.5
8*	1	P0085-340	ORING
9*	1	P0085-032	ORING
10	1	P0065-030	BEARING
11	2	P0065-031	BEARING
12	1	004724P00	SPOOL
13	2	003842P01	SPOOL
14*	2	P0085-016	ORING
15*	2	P0084-016	RING, Back-Up
16*	2	P0070-020	SPRING
17	1	004723P01	VALVE, Base
18	2	P0300-026	FITTING, 04MP-HHP
19	4	P0300-121	FITTING, 06MJ-04MP
20	8	P0300-126	CAP, 06FJ-CAP
21	2	P0300-120	FITTING, 06MJ-08MP
22**	1	005763A00	KIT, Seal

* Item included in item 22, Seal Kit

** Not Shown

NOTES



Motors

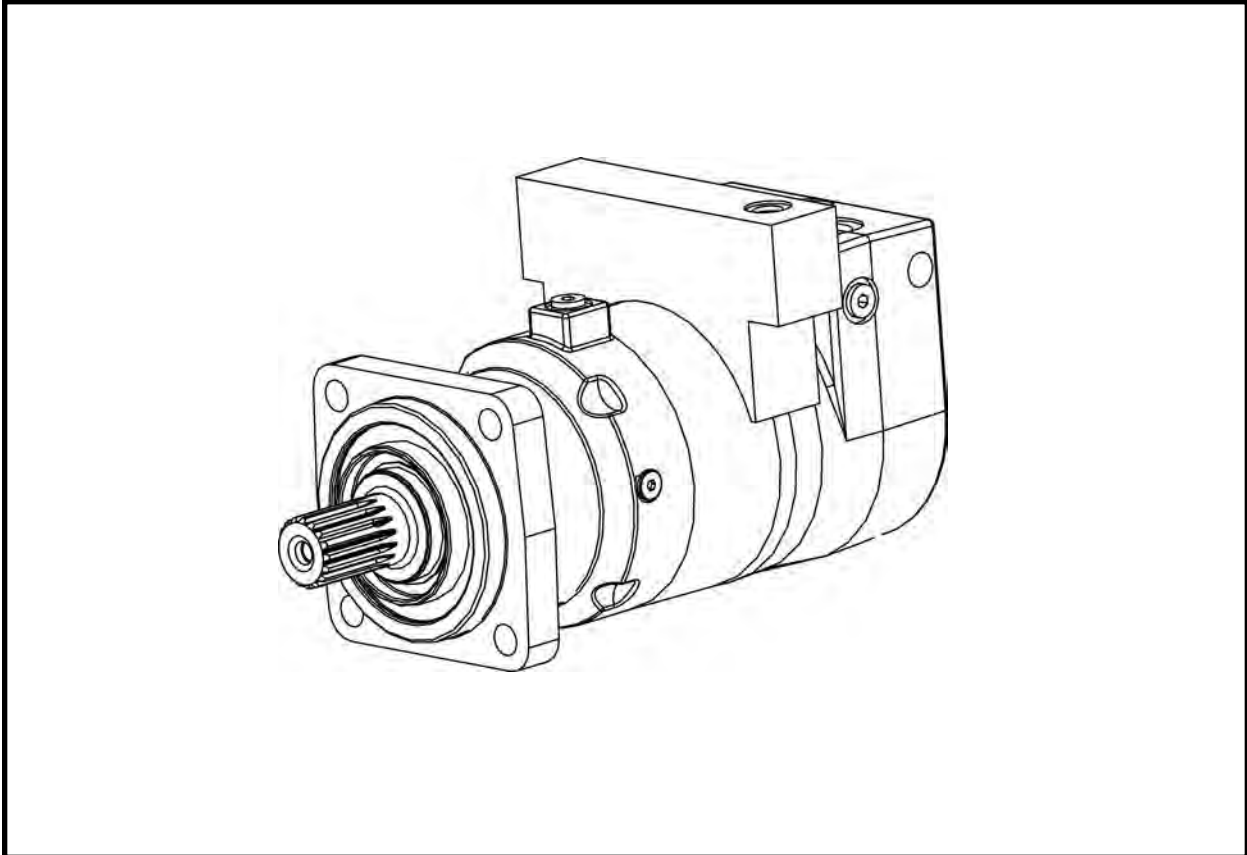
Tunnel Boring Machine

TBM Drive Motor, P0304-344	2
Grease/Lube Motor, P0304-351	3
Conveyor Lift Hydraulic Motor (TBM 600/720), P0304-131	4

Conveyors

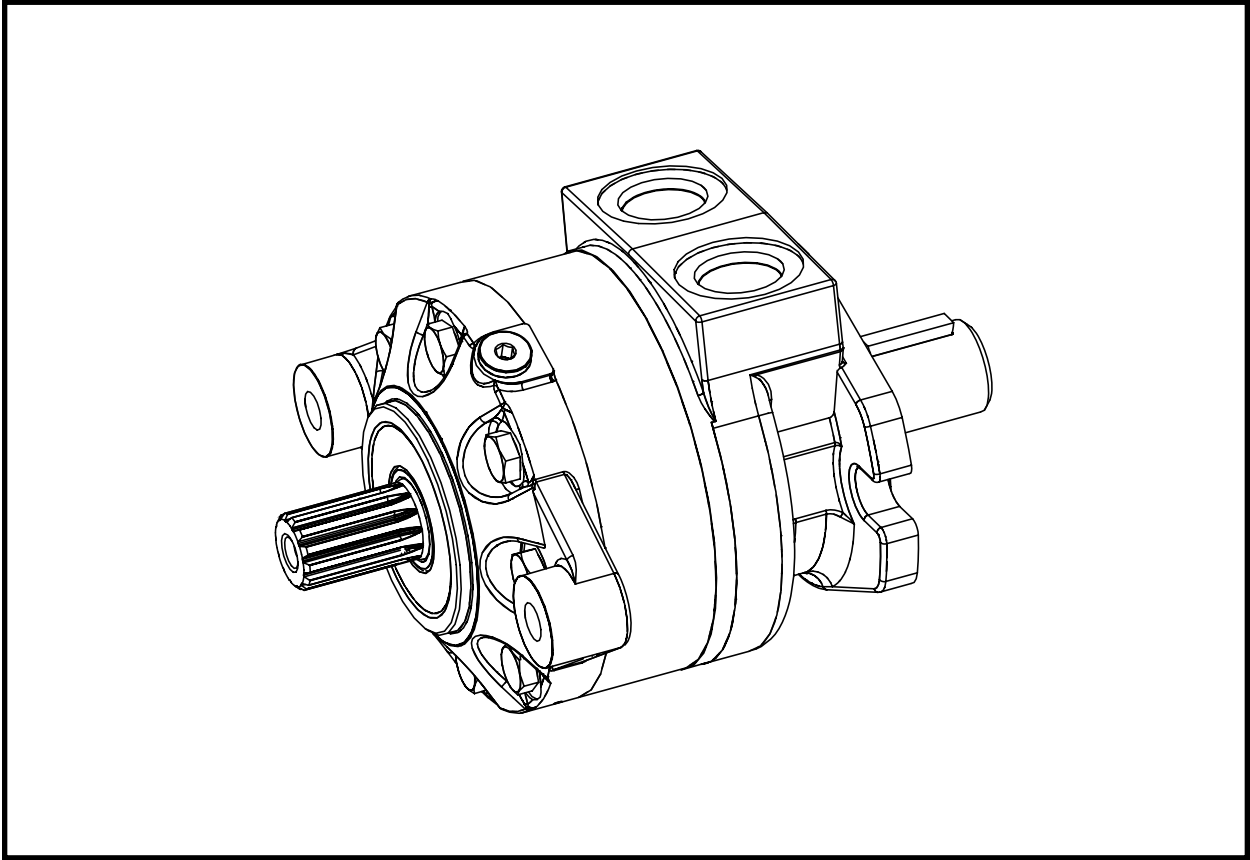
Conveyor Drive Motor	
1015/1215/1615/2015/2415/2418 Belt Conveyor, P0304-157 (w/4 bolt mounting flange)....	6
1015/1215/1615/2015/2415/2418 Belt Conveyor, P0304-371 (w/2 bolt mounting flange)....	7
120EX Screw Conveyor, P0304-109	8
140EX Screw Conveyor/160 Screw Conveyor (SN F09885F04 & Before), P0304-145 ...	9
160 Screw Conveyor (SN F09885F05 & After), P0304-338	10

TBM TWO SPEED DRIVE MOTOR, P0304-344
TBM MOTOR



ITEM	QTY	PART NO.	DESCRIPTION
0	1	P0304-344	MOTOR, TBM Two Speed Drive
1	1	P0304-344A	KIT, Seal Motor

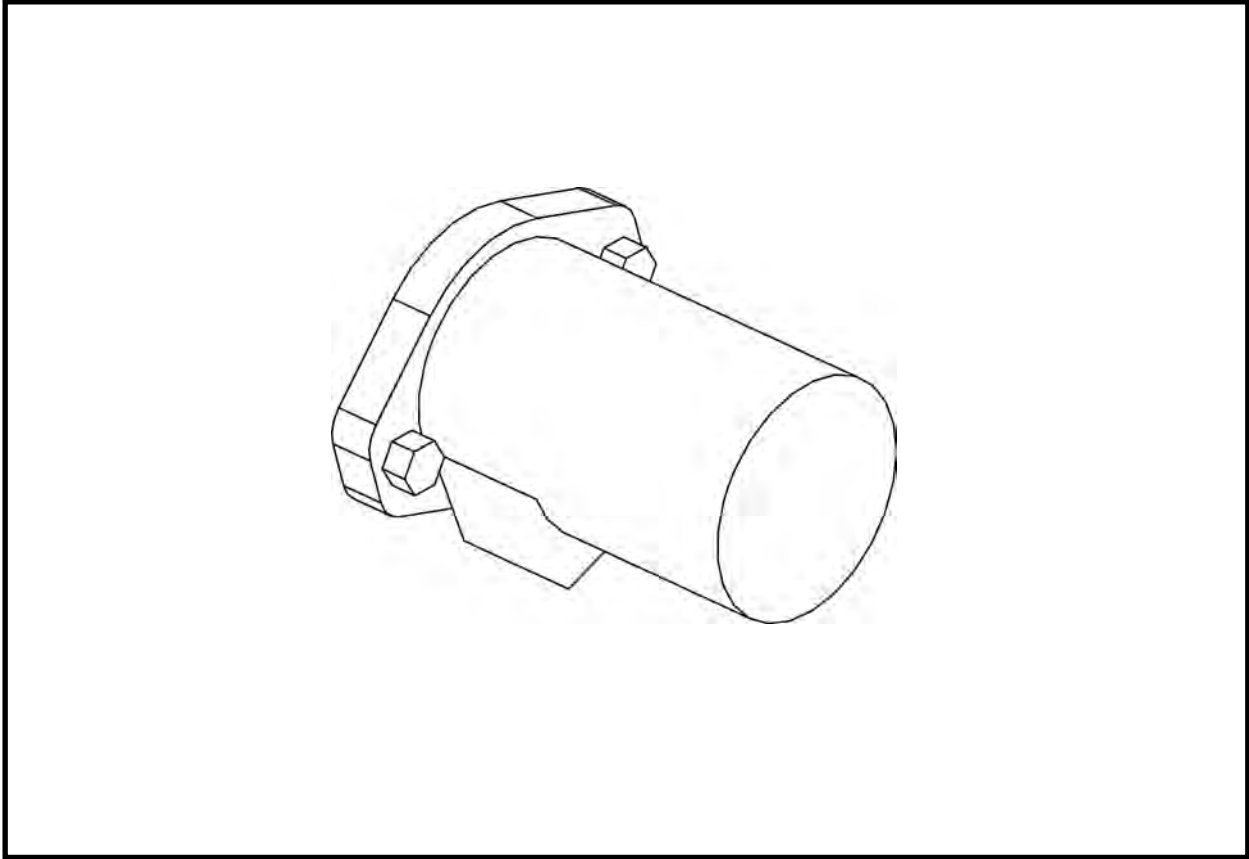
GREASE/LUBE MOTOR, P0304-351
GREASE/LUBE MOTOR



ITEM	QTY	PART NO.	DESCRIPTION
0	1	P0304-351	MOTOR, Grease/Lube

CONVEYOR LIFT HYDRAULIC MOTOR, P0304-131

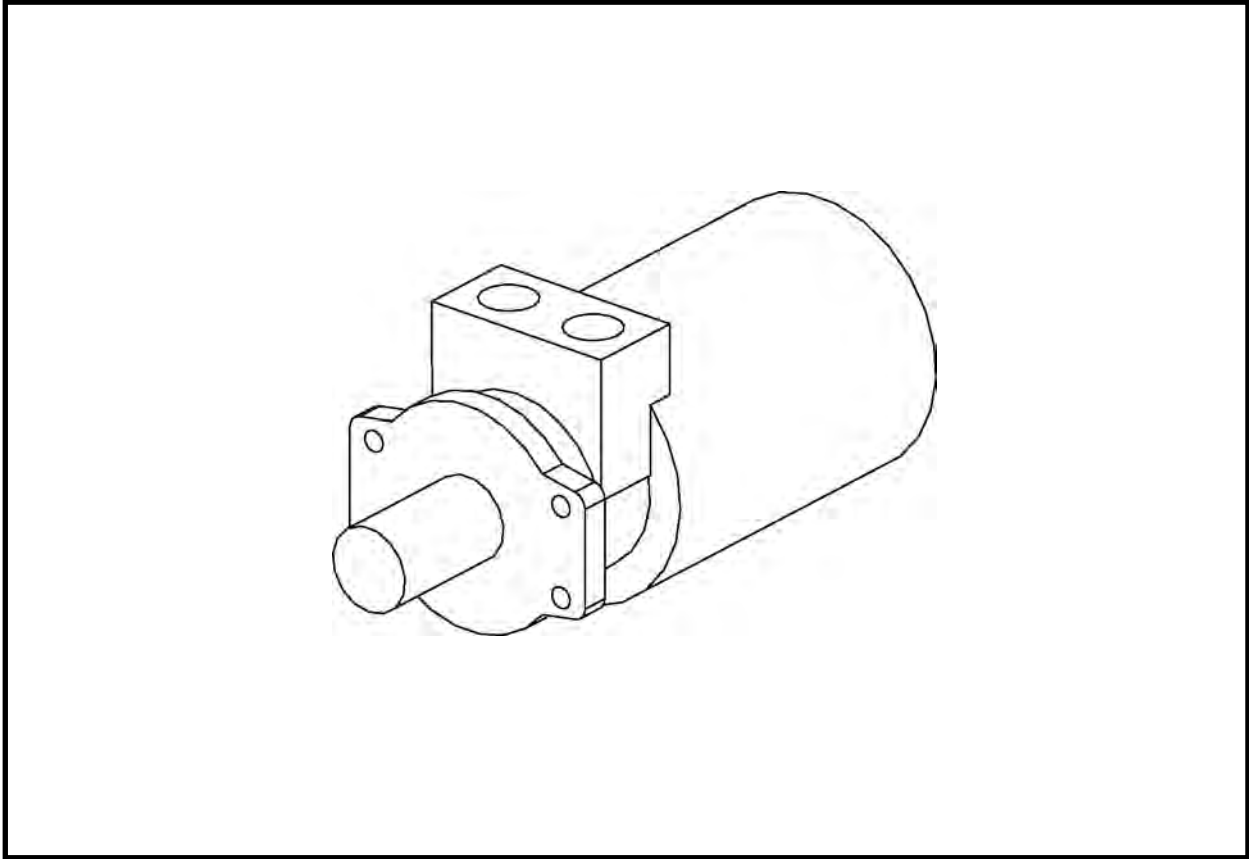
TBM Series II: 600 - 720



ITEM	QTY	PART NO.	DESCRIPTION
0	1	P0304-131	MOTOR, Hydraulic

NOTES

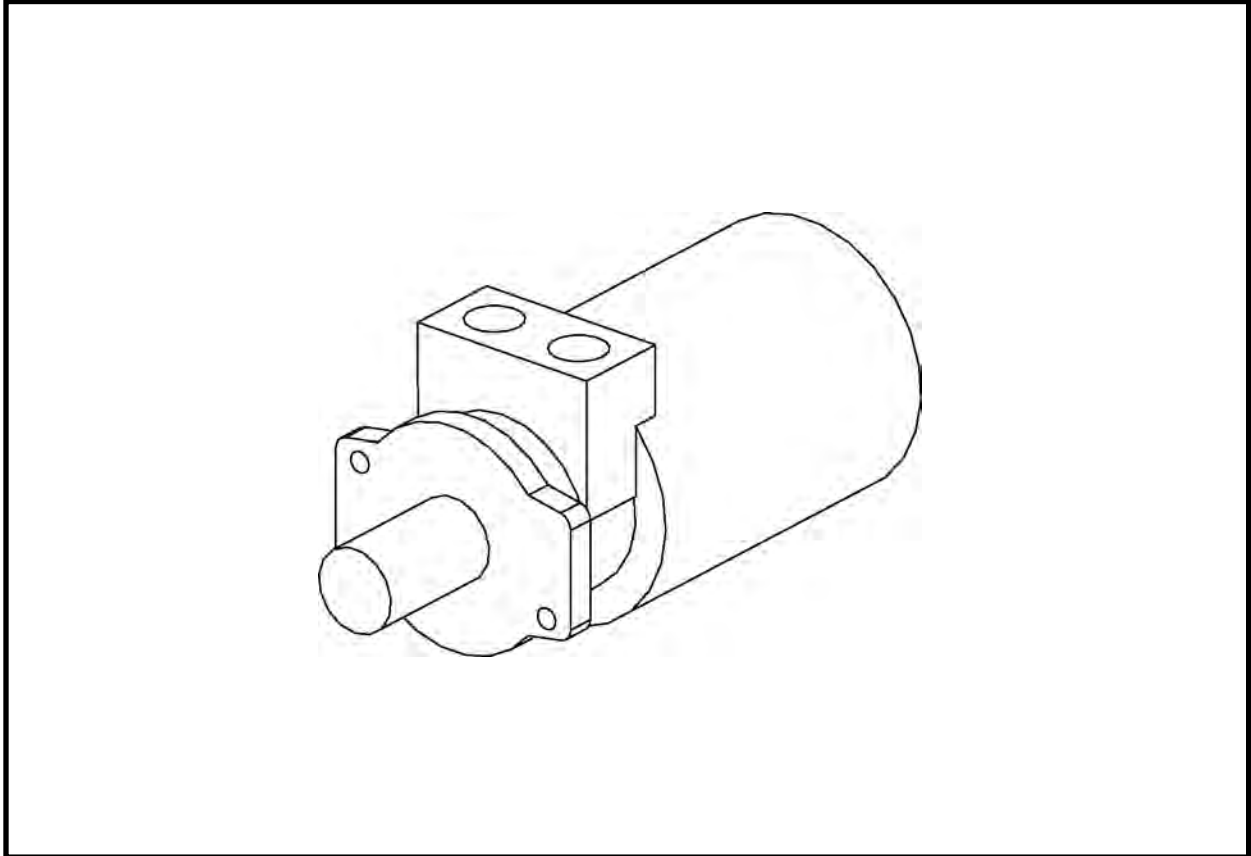
CONVEYOR DRIVE MOTOR, P0304-157
1015/1215/1615/2015/2415/2418 BELT CONVEYOR



ITEM	QTY	PART NO.	DESCRIPTION
0	1	P0304-157	MOTOR, Conveyor Drive

Note: Motor with four bolt mounting flange.

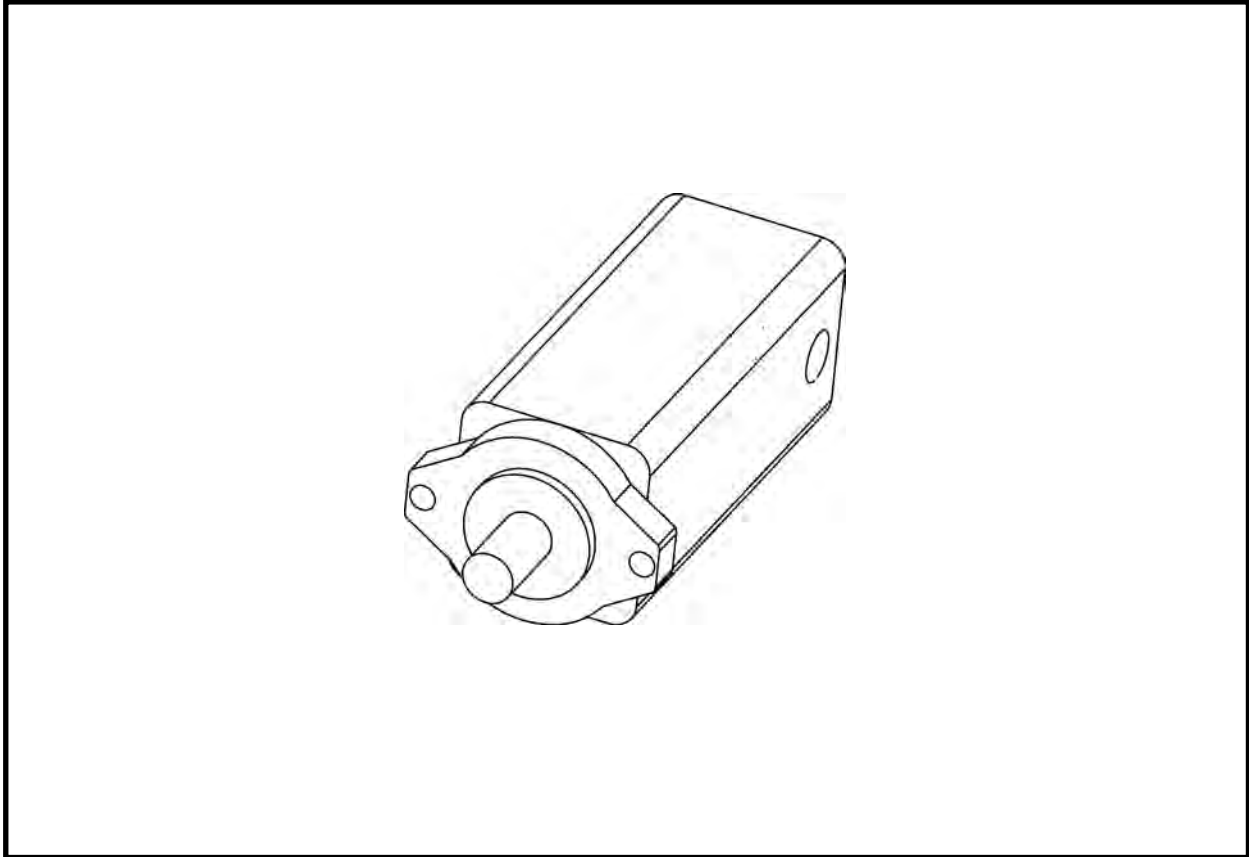
CONVEYOR DRIVE MOTOR, P0304-371
1015/1215/1615/2015/2415/2418 BELT CONVEYOR



ITEM	QTY	PART NO.	DESCRIPTION
0	1	P0304-371	MOTOR, Conveyor Drive

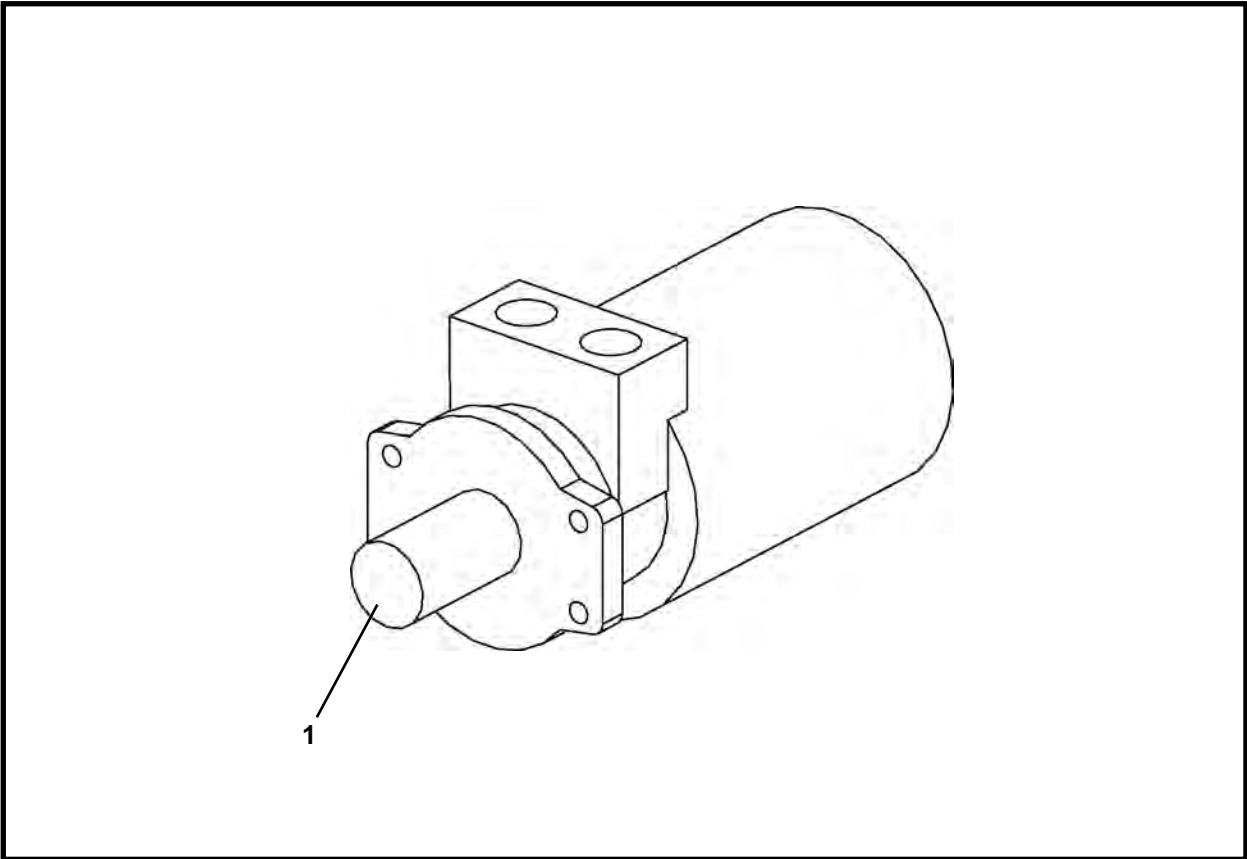
Note: Motor with two bolt mounting flange.

120 SCREW CONVEYOR DRIVE MOTOR, P0304-109
120EX SCREW CONVEYOR



ITEM	QTY	PART NO.	DESCRIPTION
0	1	P0304-109	MOTOR, 120 Screw Conveyor Drive

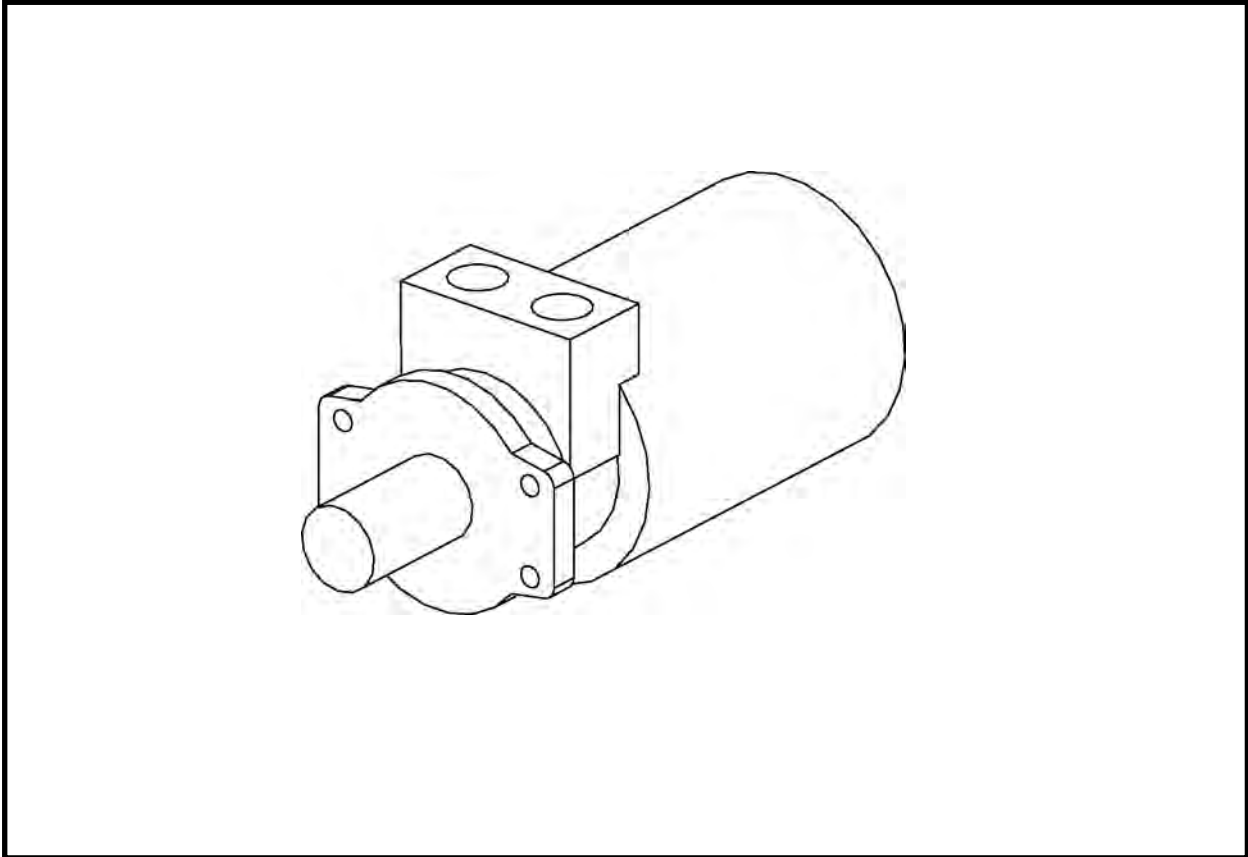
140 / 160 SCREW CONVEYOR DRIVE MOTOR, P0304-145
140EX / 160 (SN F09885F04 & Before) SCREW CONVEYOR



ITEM	QTY	PART NO.	DESCRIPTION
0	1	P0304-145	MOTOR, 140 Screw Conveyor Drive
1	1	P0304-147	SHAFT
2*	1	P0304-148	KIT, Seal

* Not Shown

160 SCREW CONVEYOR DRIVE MOTOR, P0304-338
160 (SN F09885F05 & After) SCREW CONVEYOR



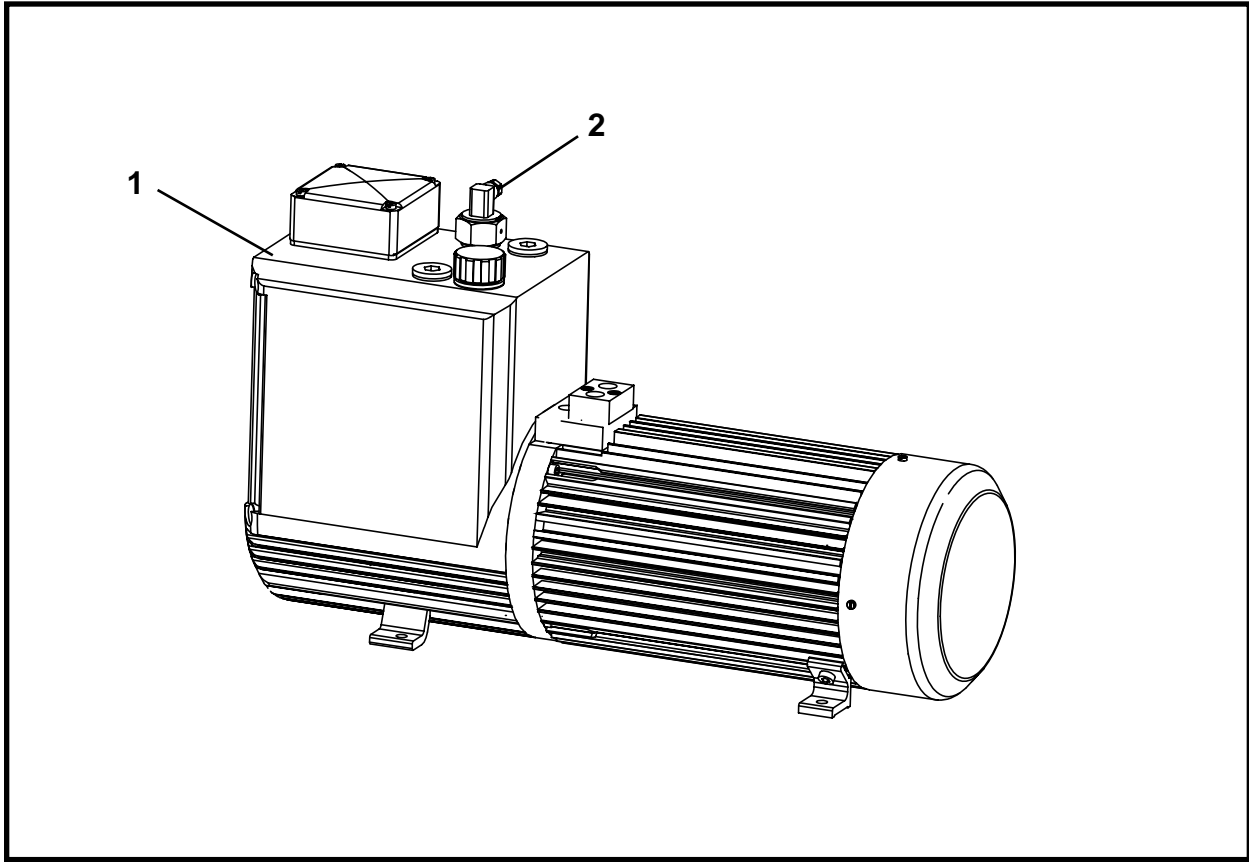
ITEM	QTY	PART NO.	DESCRIPTION
0	1	P0304-338	MOTOR, Screw Conveyor Drive



Pumps

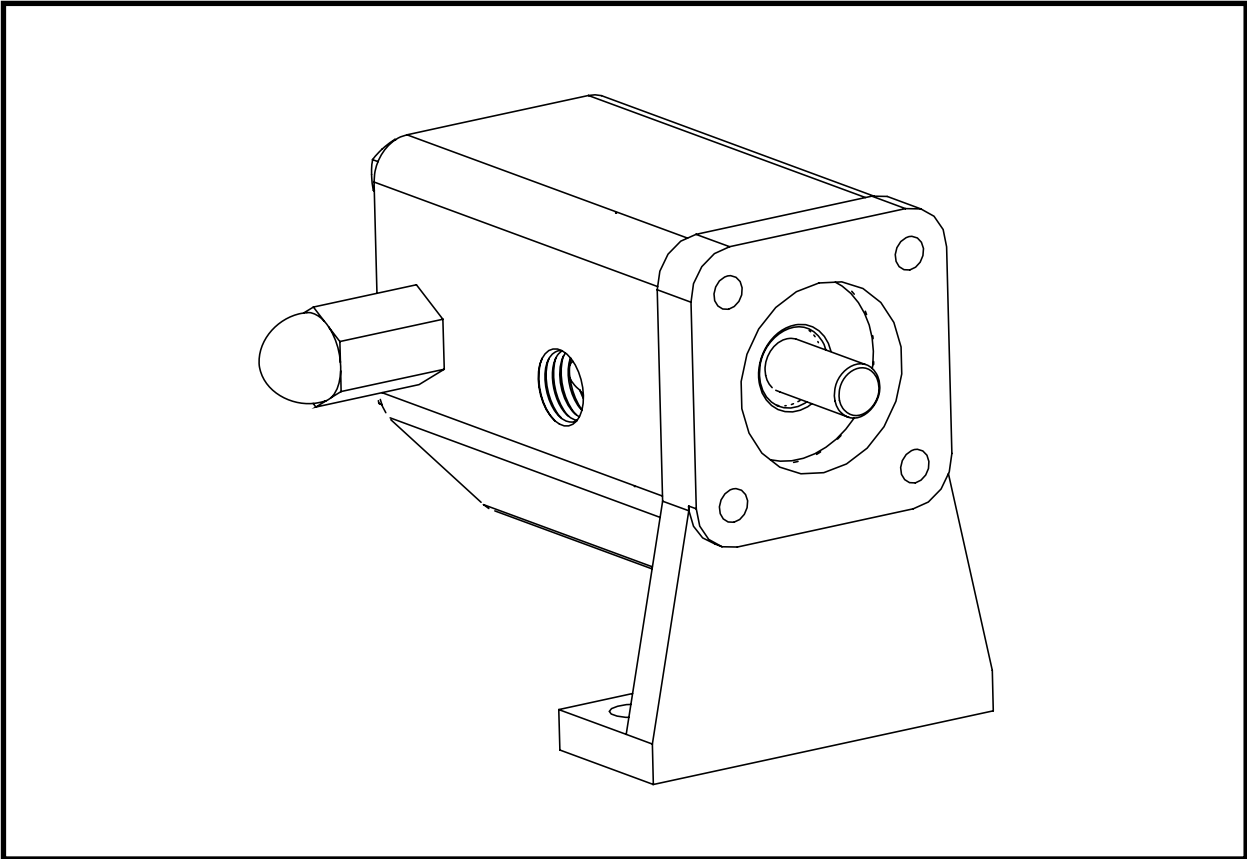
Scavenging Pump Assembly, 031705A	2
Grease/Lube Pump, P0303-405	3

SCAVENGING PUMP ASSEMBLY, 031705A



ITEM	QTY	PART NO.	DESCRIPTION
0	1	031705A	SCAVENGING PUMP ASSEMBLY
1	1	P0303-367A	PUMP, Scavenging
2	1	P0303-367G	SWITCH, Float

GREASE/LUBE PUMP, P0303-405



ITEM	QTY	PART NO.	DESCRIPTION
0	1	P0303-405	PUMP, Grease/Lube
1	1	P0303-405A	KIT, Relief

NOTES



Cylinders

TBM

Steering Cylinder

Steering Cylinder Assembly (48SC, 420, 540 Series II), 021175A	2
Steering Cylinder Assembly (48SC, 420, 540, 600 Series II), P0307-240	3
Steering Cylinder Assembly (480 Series II), 031075A	4
Steering Cylinder Assembly (480 Series II), P0307-239	5
Steering Cylinder Assembly (720 Series II), P0307-242	6

Conveyor Lift Cylinder

With NPT Fittings (48SC, 420, 480, 540 Series II), 002691A00	8
With ORB Fittings (48SC, 420, 480, 540 Series II), 020300A	9

Hydraulic Dirt Wing Cylinder

Hydraulic Dirt Wing Cylinder Assembly (420 Series II), 010747A00	10
Hydraulic Dirt Wing Cylinder Assembly (480, 540, 600, 720 Series II), 014603A00	11

Attachments

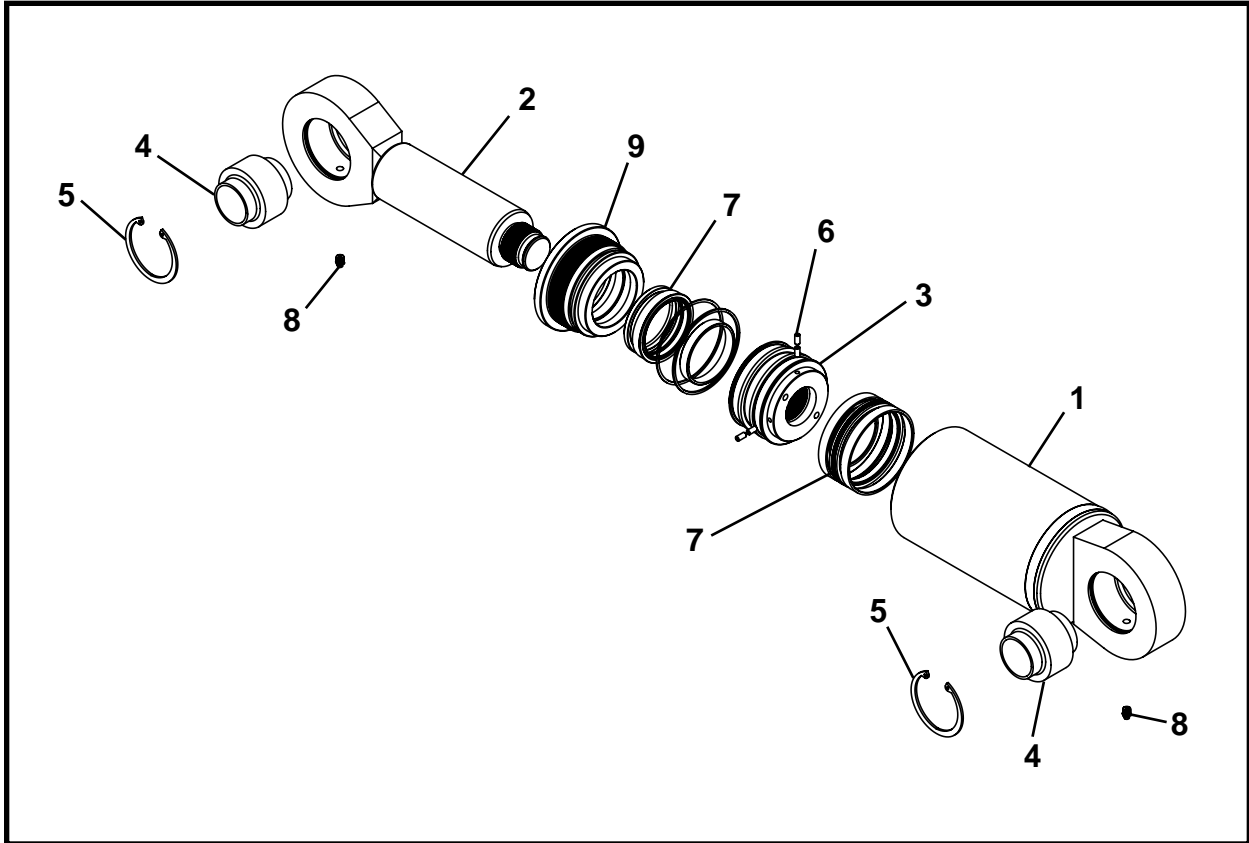
Closed Face

Closed Face Cylinder Assembly (48SC Series II), 015090A	12
Closed Face Cylinder Assembly (420 Series II), 015085A	13
Closed Face Cylinder Assembly (480 Series II), 015065A	14
Closed Face Cylinder Assembly (540 Series II), 015060A	15
Closed Face Cylinder Assembly (600 Series II), 015050A	16
Closed Face Cylinder Assembly (720 Series II), 015080A	17

Intermediate Jacking Station

Intermediate Jacking Station Cylinder, F03531F02	18
--	----

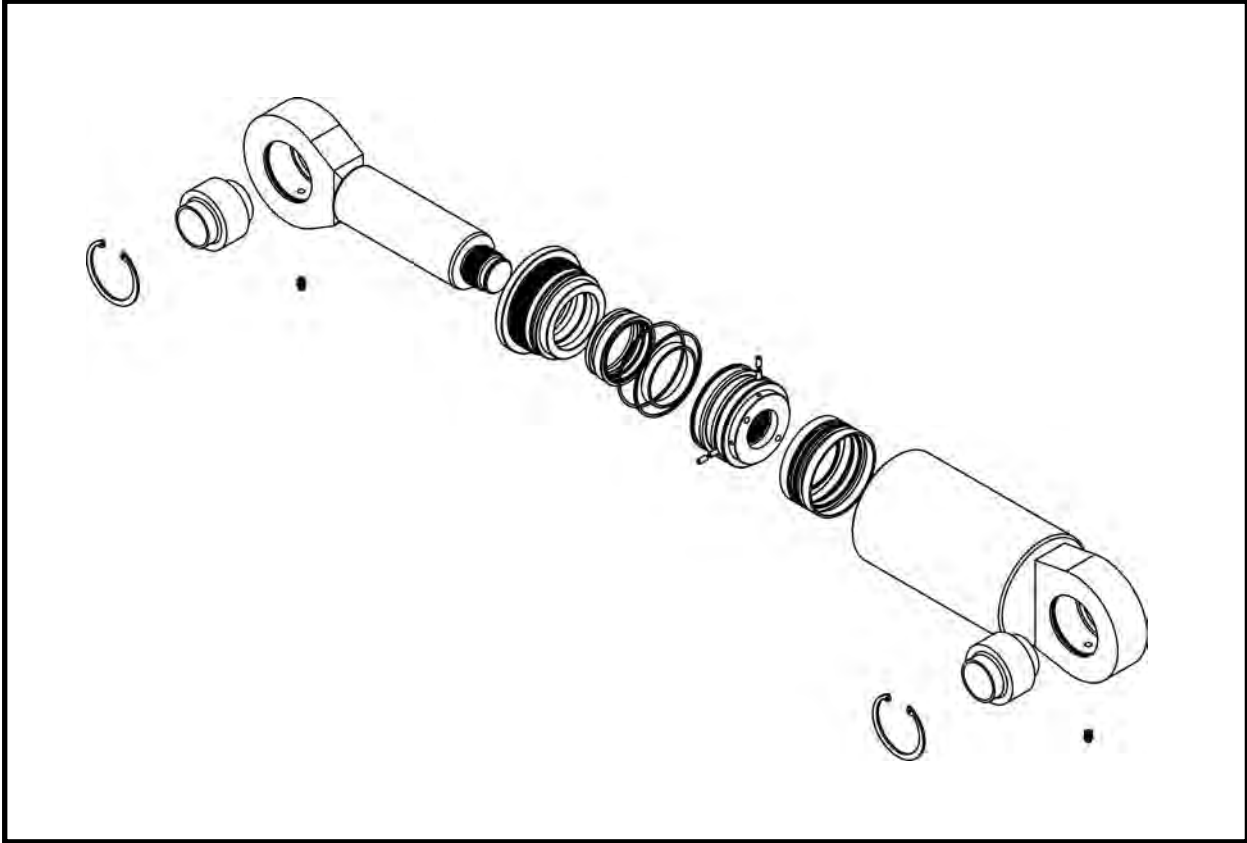
STEERING CYLINDER ASSEMBLY, 021175A
TBM Series II: 48SC - 420 - 540



ITEM	QTY	PART NO.	DESCRIPTION
0	1	021175A	ASSEMBLY, Steering Cylinder
1	1	021176A	BARREL
2	1	021177A	ROD
3	1	021179P	PISTON
4	2	P0065-269	BEARING, Spherical
5	2	P0077-059	RING, Retaining
6	4	P0033-04-008	SCREW, Socket Set Hex 1/4 UNC x .5
7	1	P0307-225	KIT, Seal
8	2	P0063-004	FITTING, Grease 1/8-NPT Straight
9	1	021178P	GLAND

Note: Cylinder 021175A (welded in three parts) is no longer available. If it is necessary to replace this cylinder, the cylinder must be replaced with P0307-240.

STEERING CYLINDER ASSEMBLY, P0307-240
TBM Series II: 48SC - 420 - 540 - 600

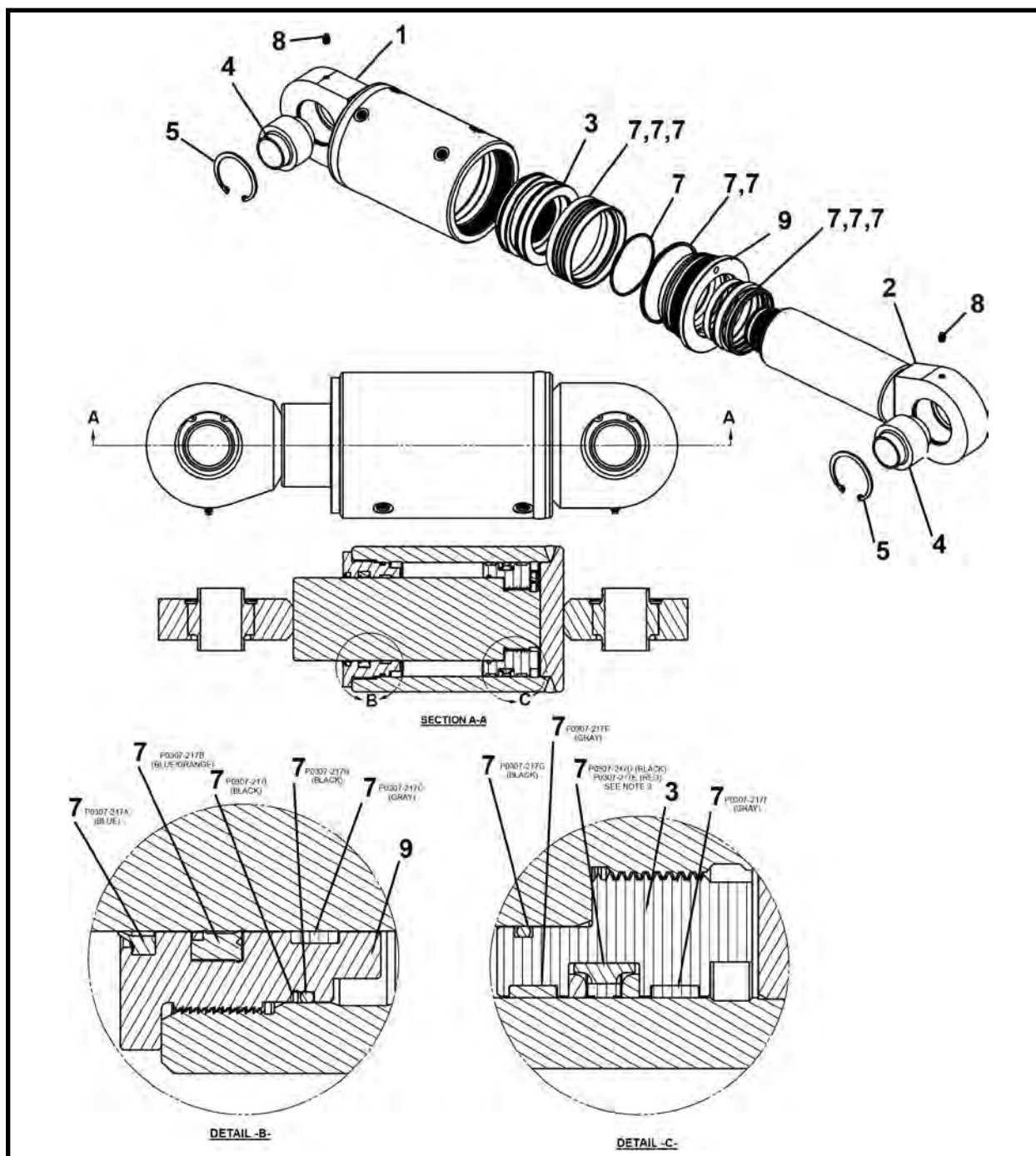


ITEM	QTY	PART NO.	DESCRIPTION
0	1	P0307-240	ASSEMBLY, Steering Cylinder
1	1	P0307-240A	KIT, Seal

Note: Cylinder with one piece barrel. The part number is stamped on the barrel. Current cylinder.

STEERING CYLINDER ASSEMBLY, 031075A

TBM Series II: 480



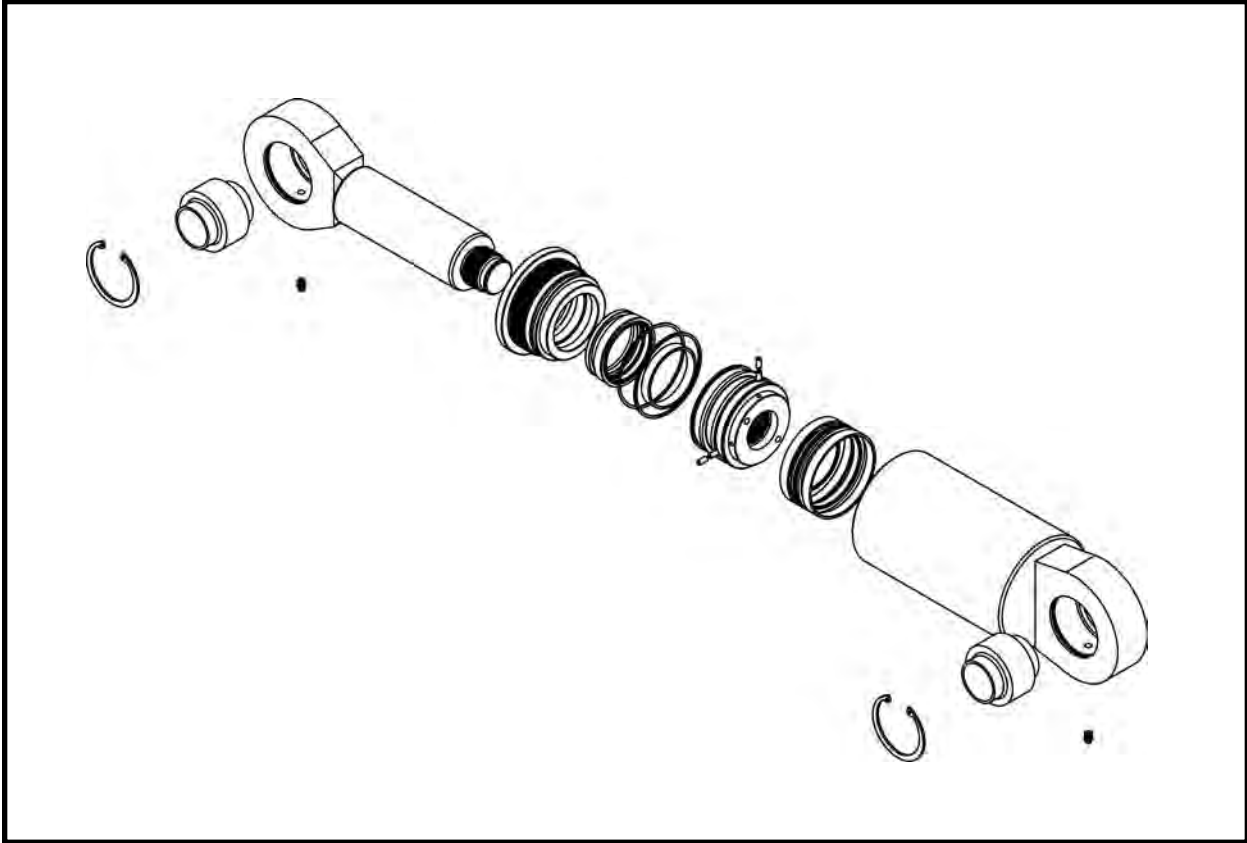
ITEM	QTY	PART NO.	DESCRIPTION
0	1	031075A	ASSEMBLY, Steering Cylinder
1	1	031076A	BARREL
2	1	023177A	ROD
3	1	023179P	PISTON
4	2	P0065-269	BEARING, Spherical
5	2	P0077-059	RING, Retaining
6	4	P0033-04-008	SCREW, Socket Set Hex 1/4 UNC x .5
7	1	P0307-217	KIT, Seal
8	2	P0063-004	FITTING, Grease 1/8-NPT Straight
9	1	023178P	GLAND

NOTES: 1. Torque and loc-tight item 6 (stack set screws) 2. Item 7 is contents of kit # P0307-217.

3. Discard tan seal and replace with red seal in kit.

Note: Cylinder 031075A (welded in three parts) is no longer available. If it is necessary to replace this cylinder, the cylinder must be replaced with P0307-239.

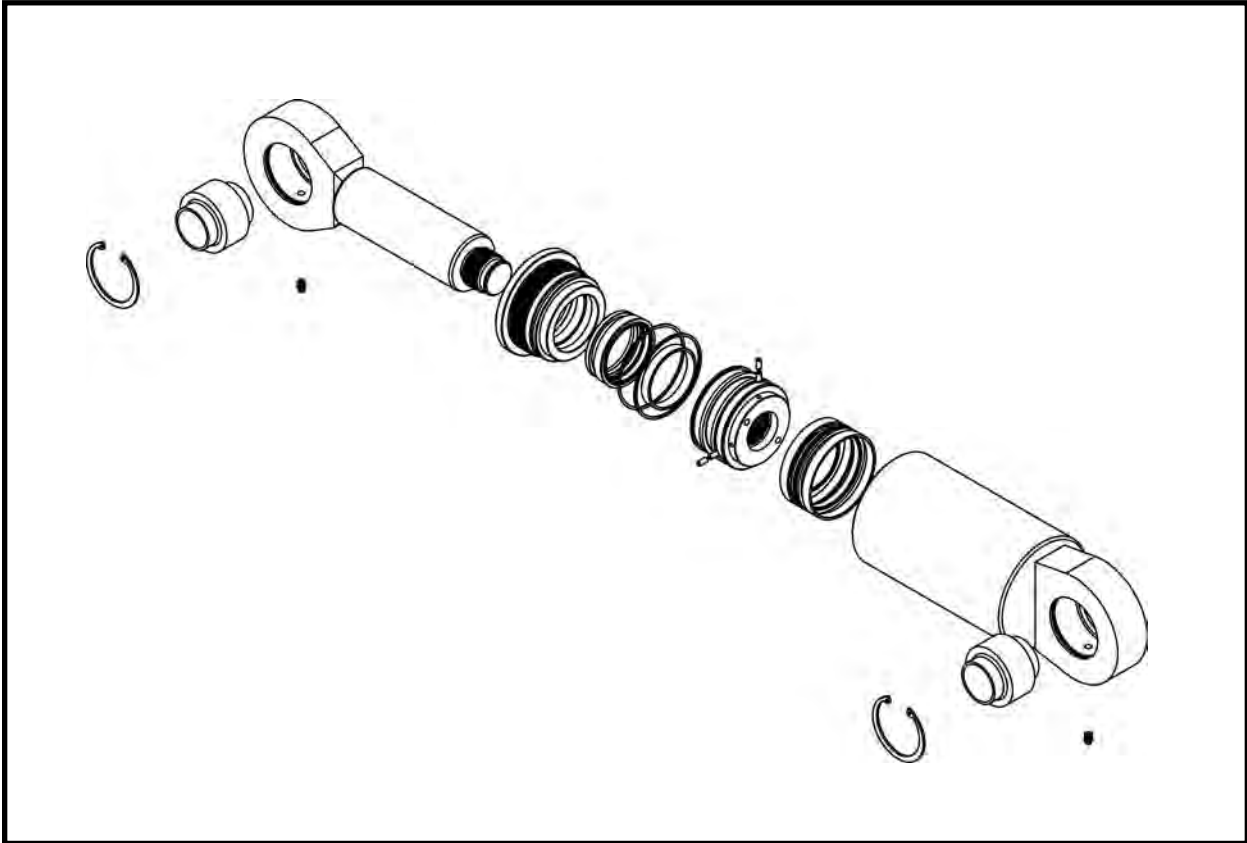
STEERING CYLINDER ASSEMBLY, P0307-239
TBM Series II: 480



ITEM	QTY	PART NO.	DESCRIPTION
0	1	P0307-239	ASSEMBLY, Steering Cylinder
1	1	P0307-239A	KIT, Seal

Note: Cylinder with one piece barrel. The part number is stamped on the barrel. Current cylinder.

STEERING CYLINDER ASSEMBLY, P0307-242
TBM Series II: 720

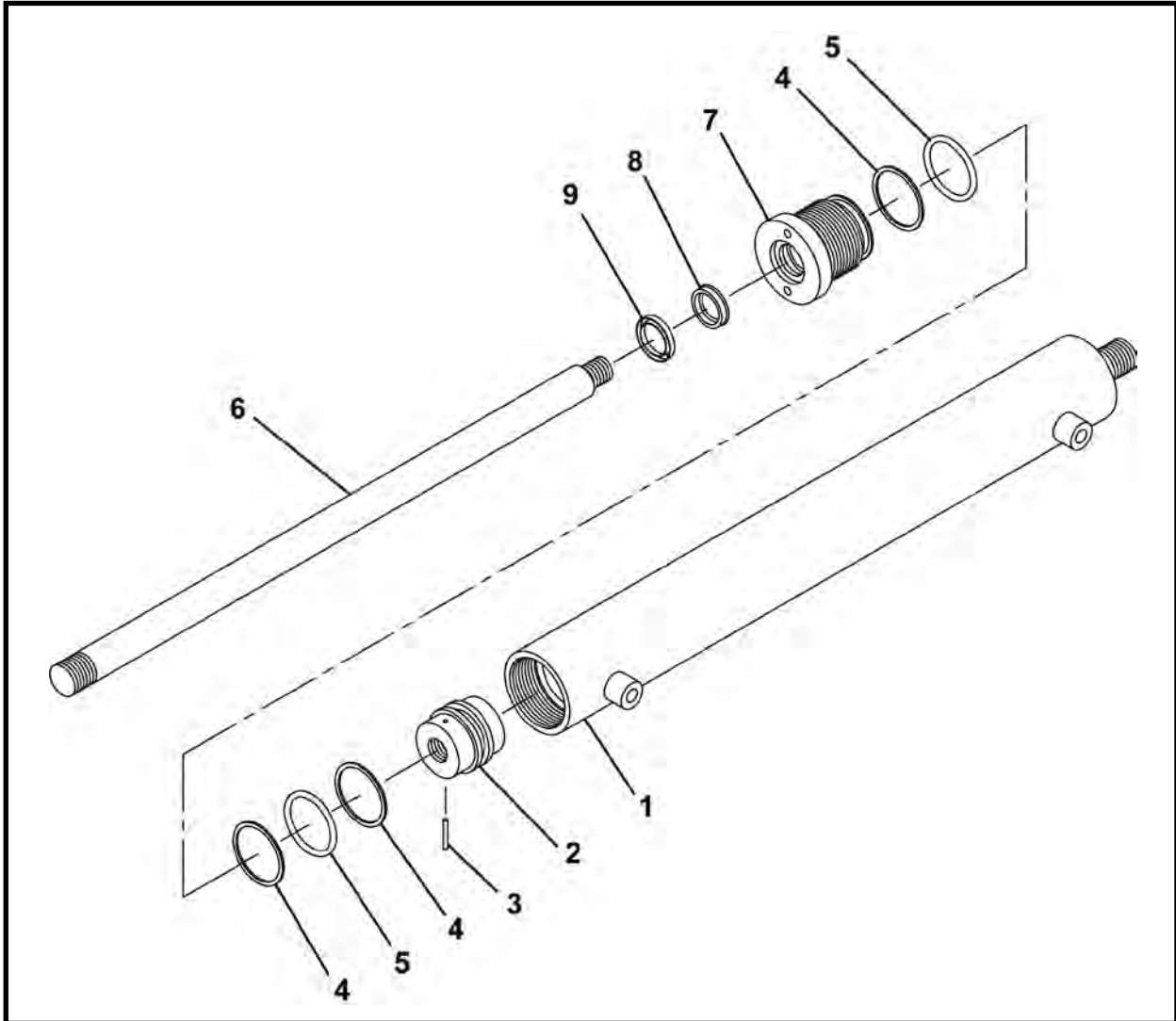


ITEM	QTY	PART NO.	DESCRIPTION
0	1	P0307-242	ASSEMBLY, Steering Cylinder
1	1	P0307-242A	KIT, Seal

Note: Cylinder with one piece barrel. The part number is stamped on the barrel. Current cylinder.

NOTES

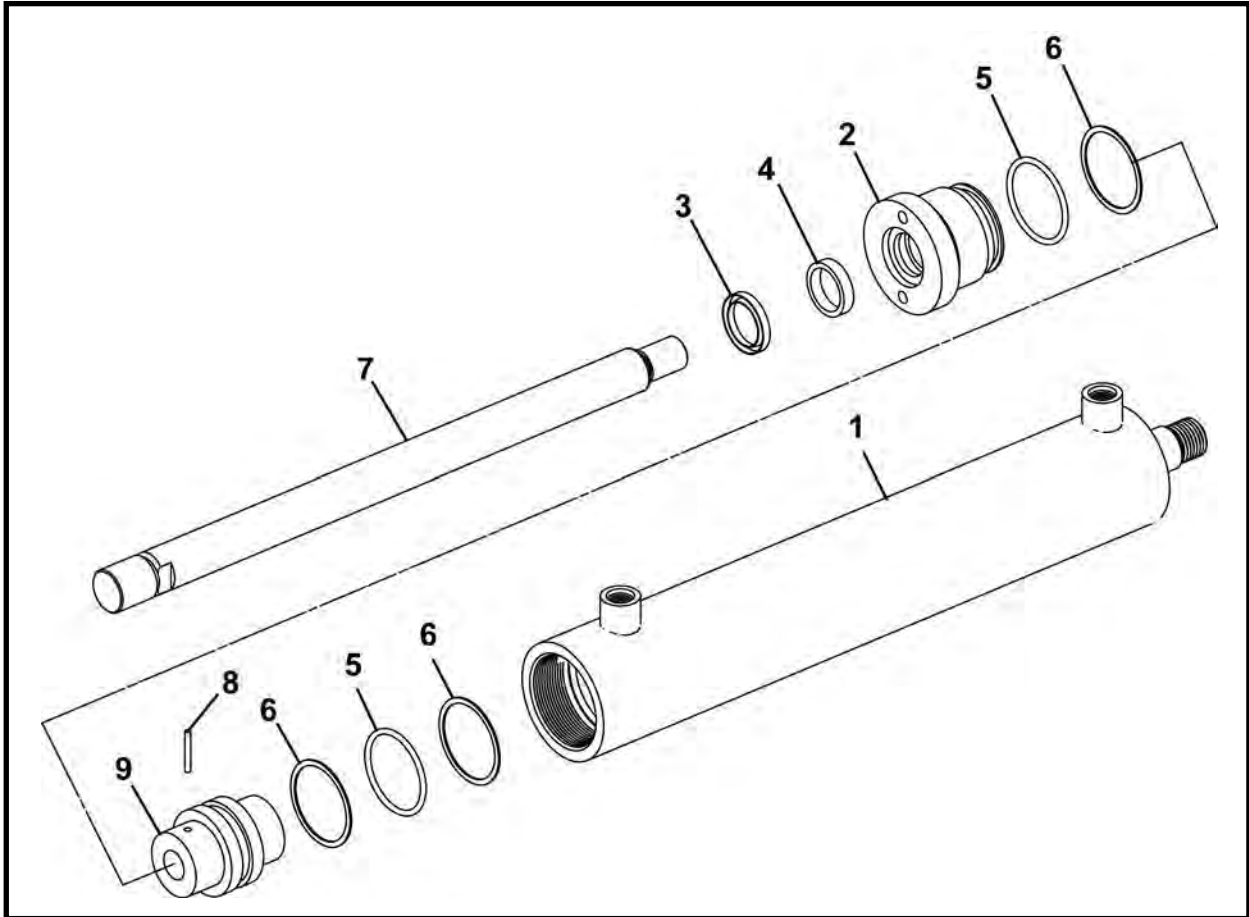
CONVEYOR LIFT CYLINDER WITH NPT FITTINGS, 002691A00
TBM Series II: 48SC - 420 - 480 - 540



ITEM	QTY	PART NO.	DESCRIPTION
0	1	002691A00	CYLINDER, Conveyor Lift (With NPT Fittings)
1	1	002683A00	BARREL, Cylinder
2	1	001303P01	PISTON
3	1	P0049-042	PIN, Spring
4	3	P0085-224	ORING
5	2	P0084-224	RING, Back Up
6	1	002684P00	SHAFT
7	1	001245P00	GLAND
8	1	P0086-001	POLYSEAL
9	1	P0080-001	WIPER

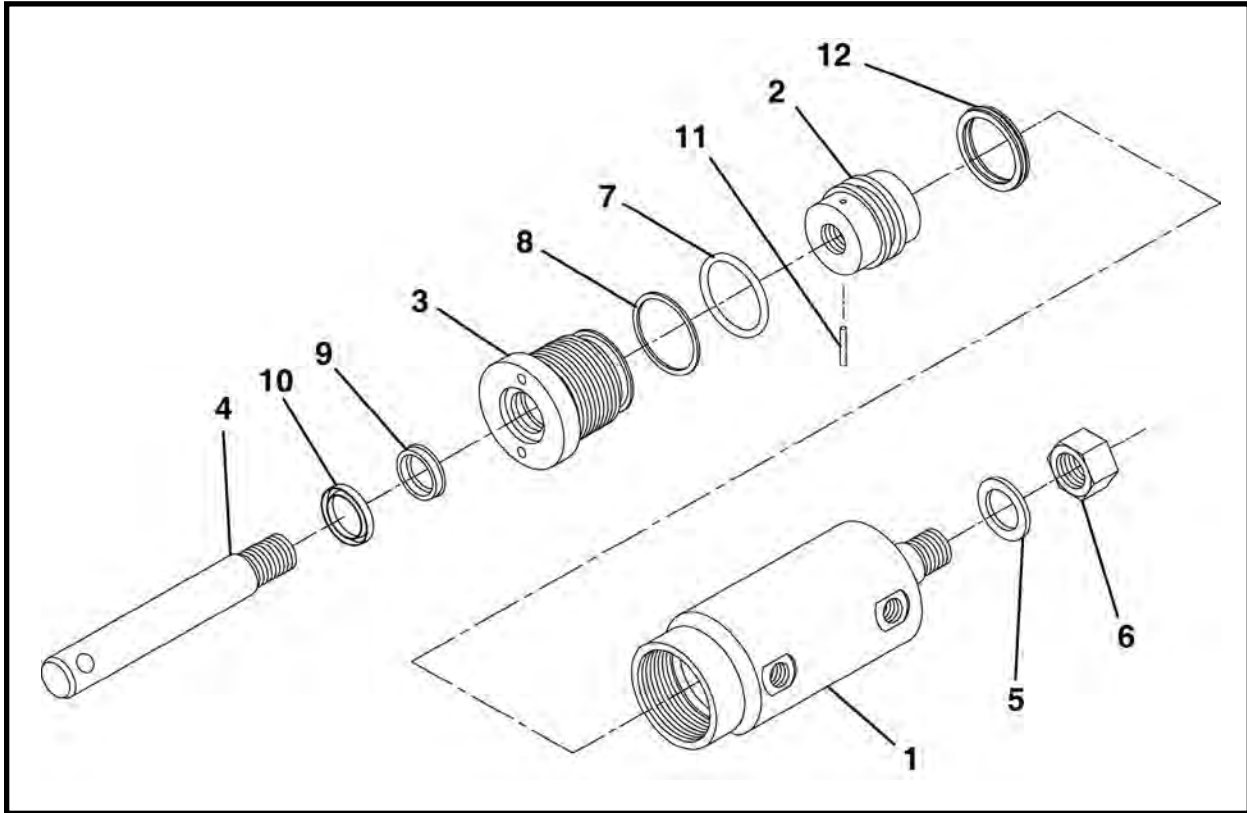
NOTE: Gland must be put on rod from piston end only.

CONVEYOR LIFT CYLINDER WITH ORB FITTINGS, 020300A
TBM Series II: 48SC - 420 - 480 - 540



ITEM	QTY	PART NO.	DESCRIPTION
0	1	020300A	CYLINDER, Conveyor Lift (With ORB Fittings)
1	1	020305A	BARREL, Cylinder
2	1	001245P00	GLAND
3	1	P0080-001	WIPER
4	1	P0086-001	POLYSEAL
5	2	P0085-224	ORING
6	3	P0084-224	RING, Back Up
7	1	002684P00	SHAFT
8	1	P0049-042	PIN, Spring
9	1	001303P01	PISTON

DIRT WING CYLINDER ASSEMBLY, 010747A00
HYDRAULIC DIRT WING CYLINDERS
TBM Series II: 420

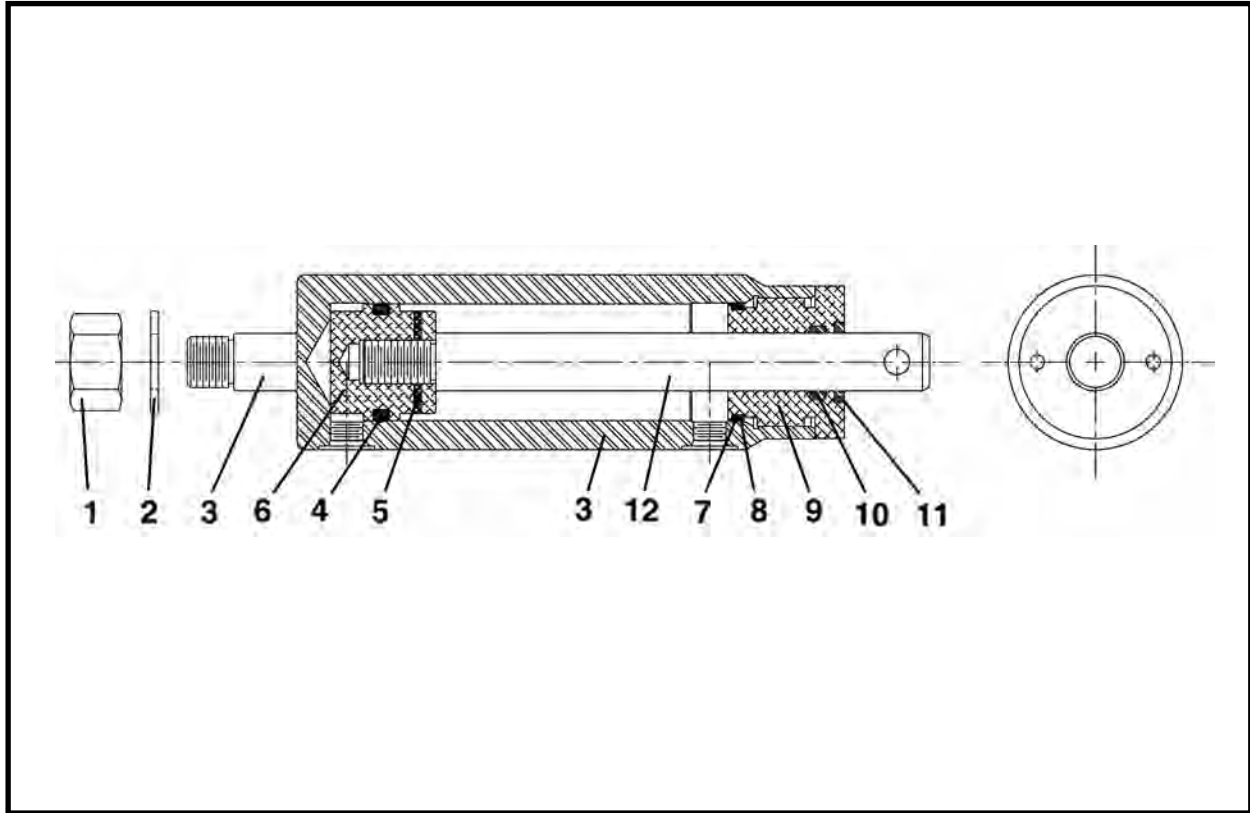


ITEM	QTY	PART NO.	DESCRIPTION
0	1	010747A00	ASSEMBLY, Advance/Dirt Wing Cylinder
1	1	010865P00	BARREL, Cylinder
2	1	010864P00	PISTON
3	1	001245P00	GLAND
4	1	001243P01	SHAFT
5	1	P0040-014	WASHER, 7/8
6	1	P0004-14-000	NUT, 7/8 UNF
7*	1	P0085-224	ORING
8*	1	P0084-224	RING, Back Up
9*	1	P0086-001	POLYSEAL
10*	1	P0080-001	WIPER
11	1	P0049-042	PIN, Spring
12*	1	P0085-C2	SEAL
13	1	010748A00	KIT, Seal

* Included in item 13, 010748A00 Seal Kit.

NOTE: Install item 10 as shown with "cupped" side pointing toward rod end.

DIRT WING CYLINDER ASSEMBLY, 014603A00
HYDRAULIC DIRT WING CYLINDERS
TBM Series II: 480 - 540 - 600 - 720

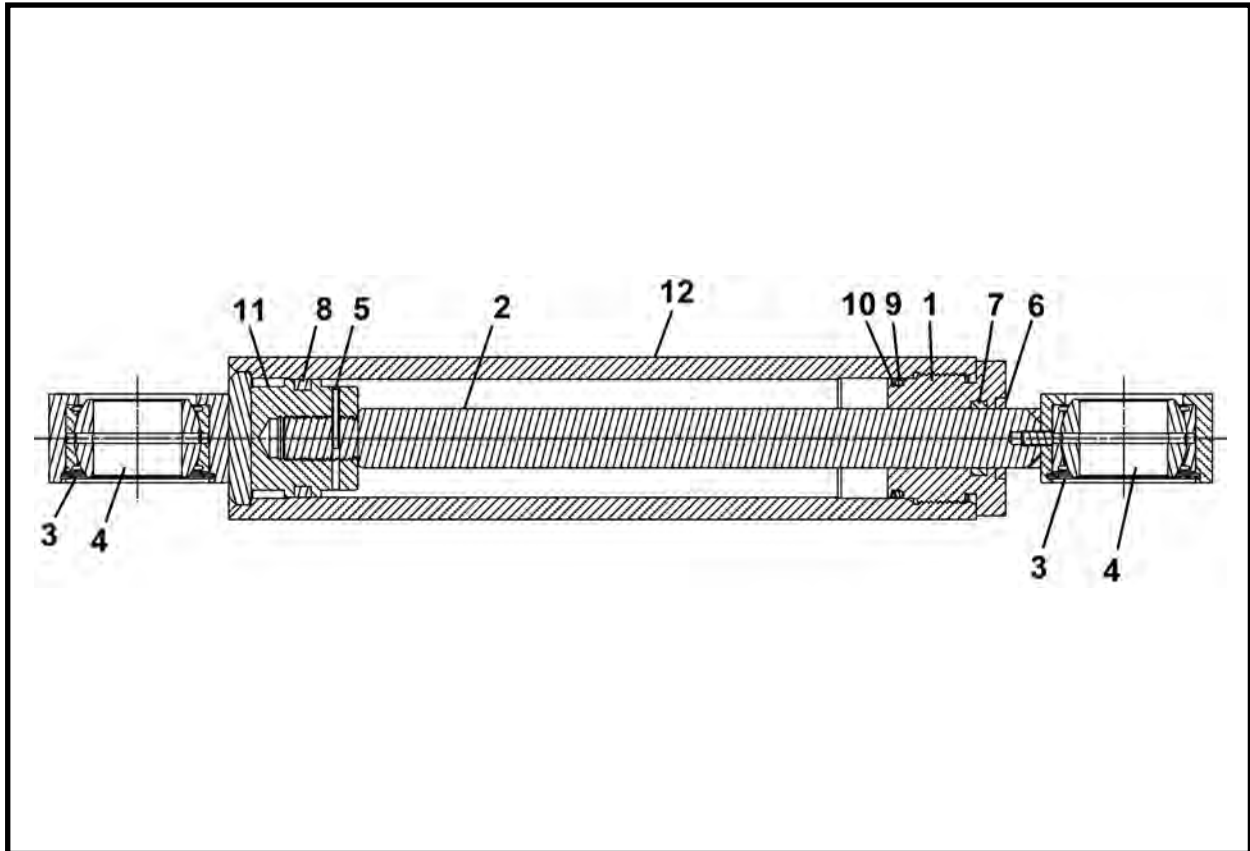


ITEM	QTY	PART NO.	DESCRIPTION
0	1	014603A00	ASSEMBLY, Hydraulic Dirt Wing Cylinder
1	1	P0004-14-000	NUT, 7/8 UNF
2	1	P0040-014	WASHER, 7/8
3	1	014605P00	BARREL, Cylinder
4*	1	P0085C2	SEAL
5	1	P0049-042	PIN, Roll
6	1	010864P00	PISTON
7*	1	P0085-224	ORING
8*	1	P0084-224	RING, Back Up
9	1	001245P00	GLAND
10*	1	P0086-001	POLYSEAL
11*	1	P0080-001	WIPER
12	1	014604P00	SHAFT
13	1	010748A00	KIT, Seal

* Included in item 13, 010748A00 Seal Kit.

CLOSED FACE CYLINDER ASSEMBLY, 015090A

CLOSED FACE
TBM Series II: 48SC



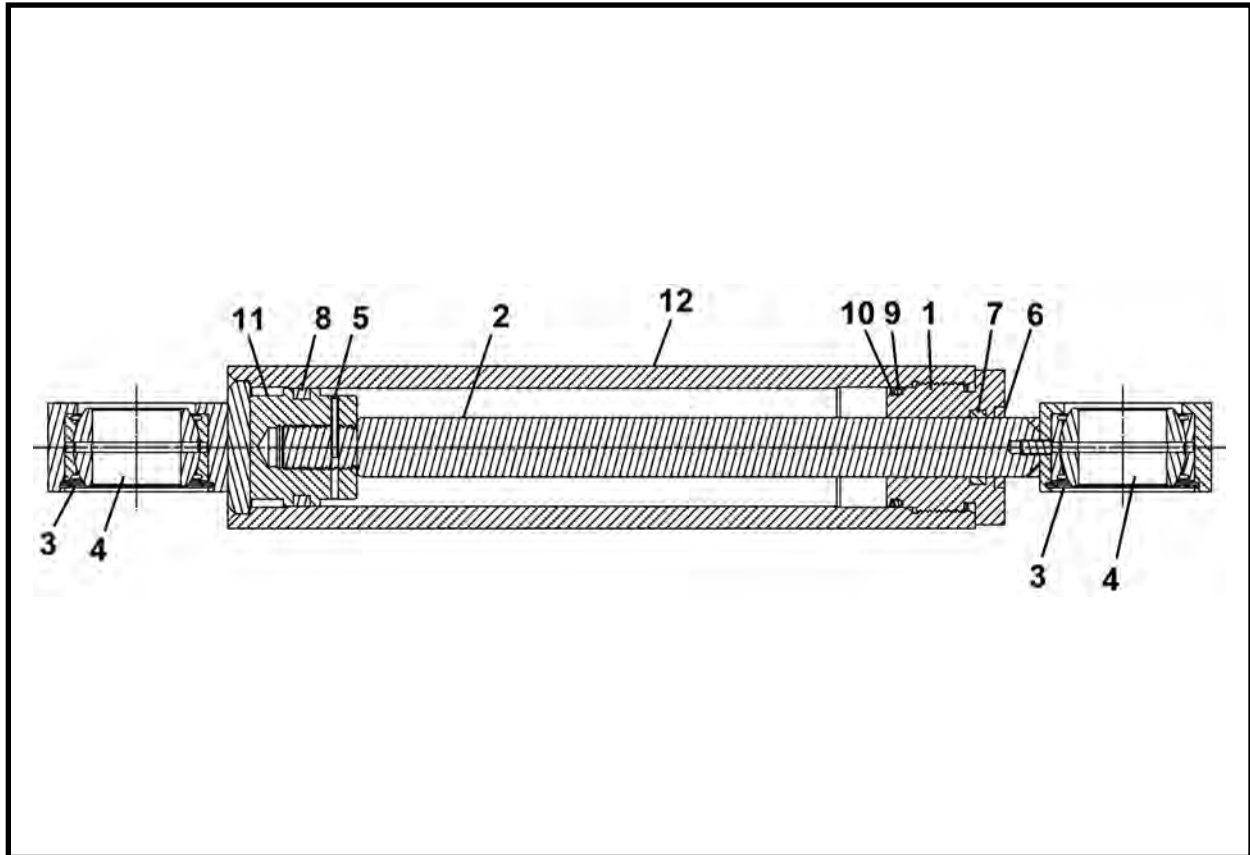
ITEM	QTY	PART NO.	DESCRIPTION
0	1	015090A	ASSEMBLY, Cylinder
1	1	001245P00	GLAND
2	1	015093A	SHAFT
3	2	P0076-050	RING, Snap
4	2	P0065-086	BEARING
5	1	P0049-042	PIN, Spring
6*	1	**P0080-001	RETAINER, Seal
7*	1	P0086-001	POLYSEAL
8*	1	P0085-C2	RING, Seal
9*	1	P0085-224	ORING
10*	1	P0084-224	RING, Back Up
11	1	010864P00	PISTON
12	1	015091A	BARREL

* Included in 010748A00, Seal Kit

** Installed with "cupped" side pointing toward rod end.

CLOSED FACE CYLINDER ASSEMBLY, 015085A

CLOSED FACE
TBM Series II: 420



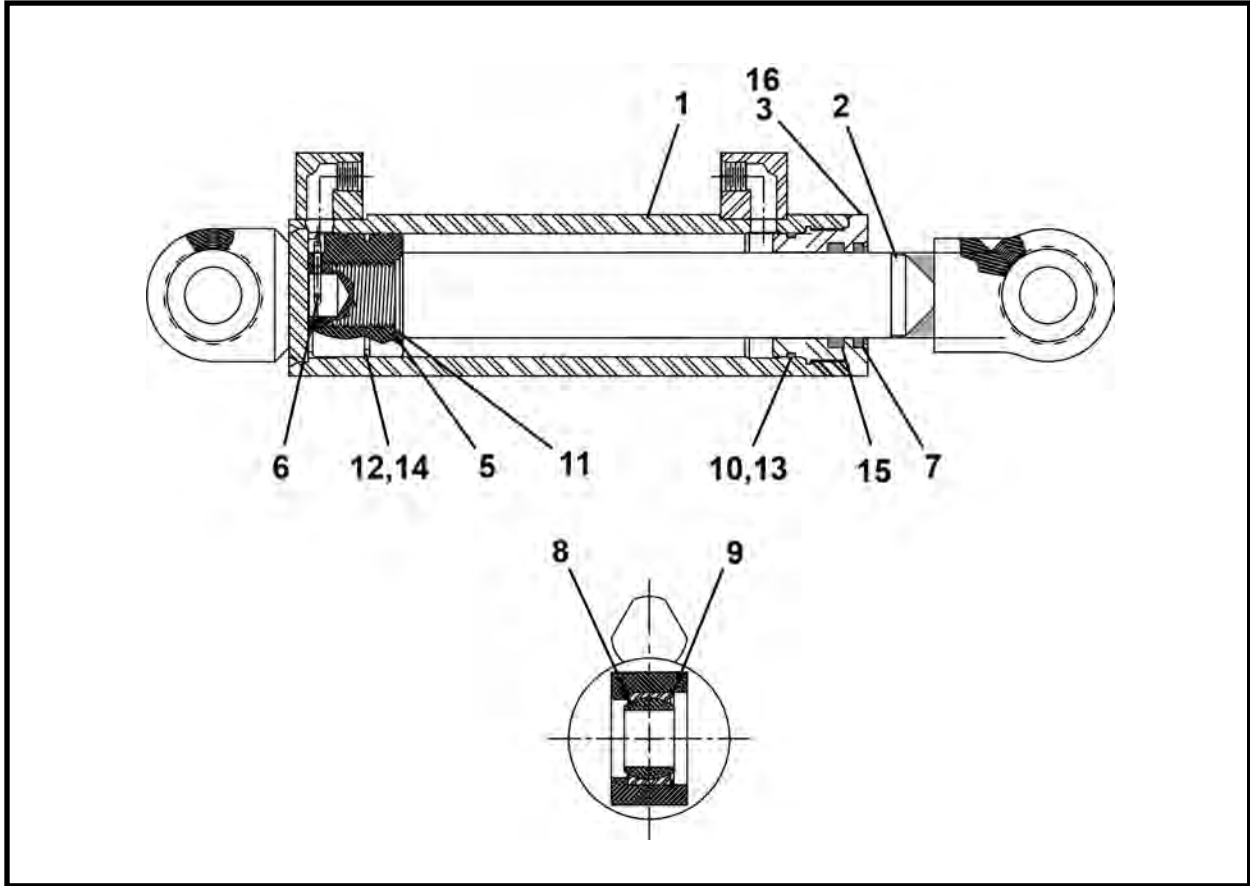
ITEM	QTY	PART NO.	DESCRIPTION
0	1	015085A	ASSEMBLY, Cylinder
1	1	001245P00	GLAND
2	1	015088A	SHAFT
3	2	P0076-050	RING, Snap
4	2	P0065-086	BEARING
5	1	P0049-042	PIN, Spring
6*	1	**P0080-001	RETAINER, Seal
7*	1	P0086-001	POLYSEAL
8*	1	P0085-C2	RING, Seal
9*	1	P0085-224	ORING
10*	1	P0084-224	RING, Back Up
11	1	010864P00	PISTON
12	1	015086A	BARREL

* Included in 010748A00, Seal Kit

** Installed with "cupped" side pointing toward rod end.

CLOSED FACE CYLINDER ASSEMBLY, 015065A

CLOSED FACE
TBM Series II: 480

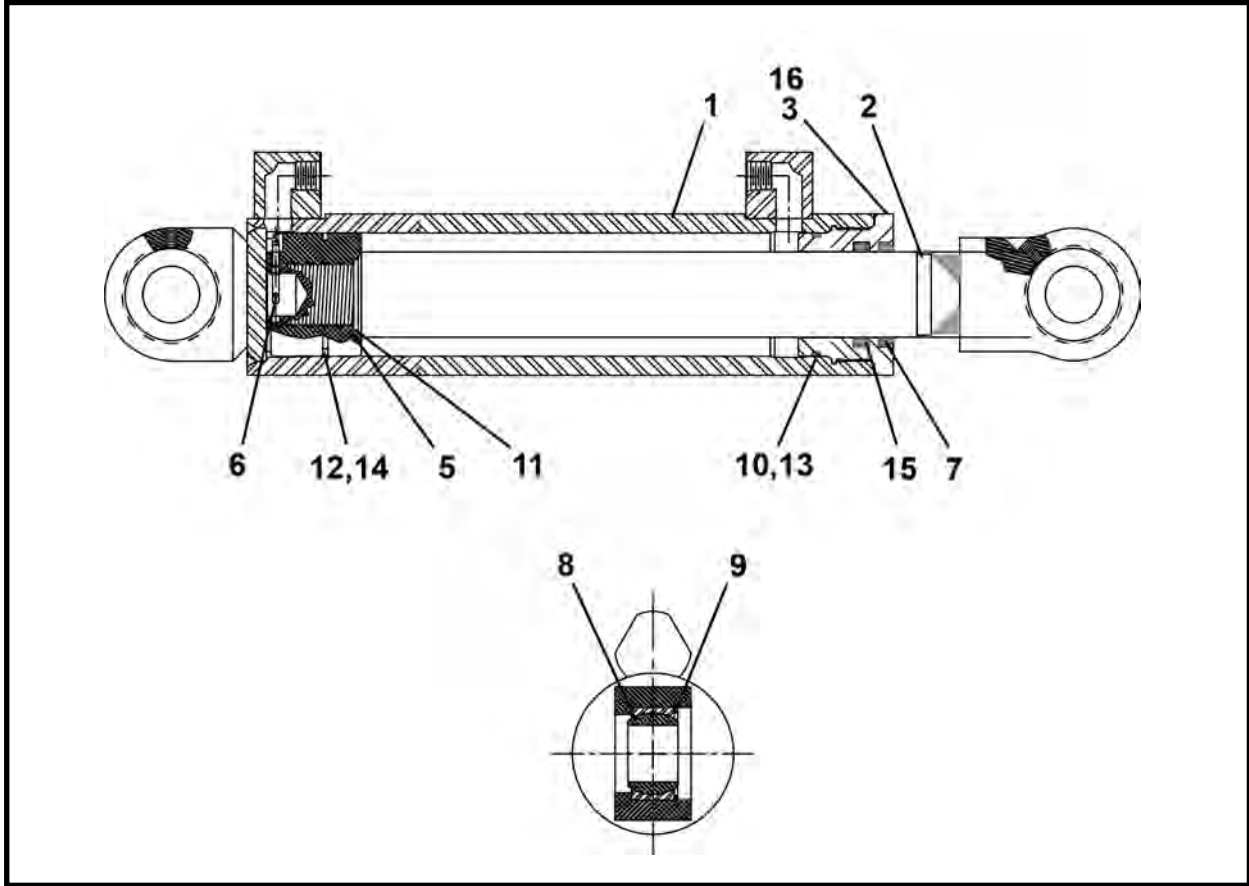


ITEM	QTY	PART NO.	DESCRIPTION
0	1	015065A	ASSEMBLY, Cylinder
1	1	015066A	BARREL
2	1	015068A	SHAFT
3	1	008945P01	GLAND
4	REF	009918A00	KIT, Seal
5	1	014481P00	PISTON
6	1	P0048-033	PIN, Cotter
7*	1	P0087-004	WIPER
8	2	P0065-086	BEARING
9	2	P0076-050	RING, Snap
10*	1	P0084-234	RING, Back Up
11*	1	P0085-134	ORING
12*	1	P0085-149	ORING
13*	1	P0085-234	ORING
14*	1	P0085-C3	SEAL, Piston
15*	1	P0086-005	POLYSEAL
16	2	P033-04-008	SCREW, Socket Set 1/4 UNC x .5

* Included in item 4, 009918A00, Seal Kit

CLOSED FACE CYLINDER ASSEMBLY, 015060A

CLOSED FACE
TBM Series II: 540

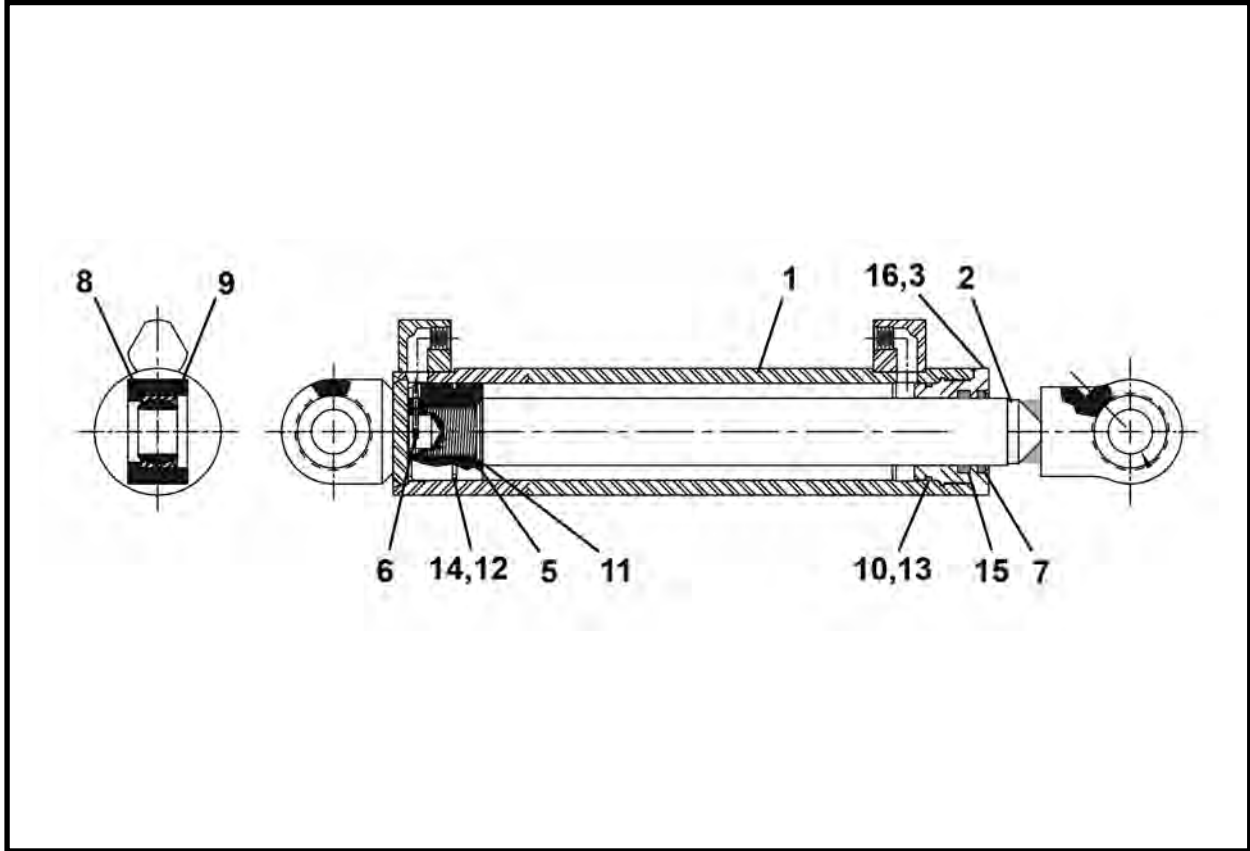


ITEM	QTY	PART NO.	DESCRIPTION
0	1	015060A	ASSEMBLY, Cylinder
1	1	015061A	BARREL
2	1	015063A	SHAFT
3	1	008945P01	GLAND
4	REF	009918A00	KIT, Seal
5	1	014481P00	PISTON
6	1	P0048-033	PIN, Cotter
7*	1	P0087-004	WIPER
8	2	P0065-086	BEARING
9	2	P0076-050	RING, Snap
10*	1	P0084-234	RING, Back Up
11*	1	P0085-134	ORING
12*	1	P0085-149	ORING
13*	1	P0085-234	ORING
14*	1	P0085-C3	SEAL, Piston
15*	1	P0086-005	POLYSEAL
16	2	P033-04-008	SCREW, Socket Set 1/4 UNC x .5

* Included in item 4, 009918A00, Seal Kit

CLOSED FACE CYLINDER ASSEMBLY, 015050A

CLOSED FACE
TBM Series II: 600

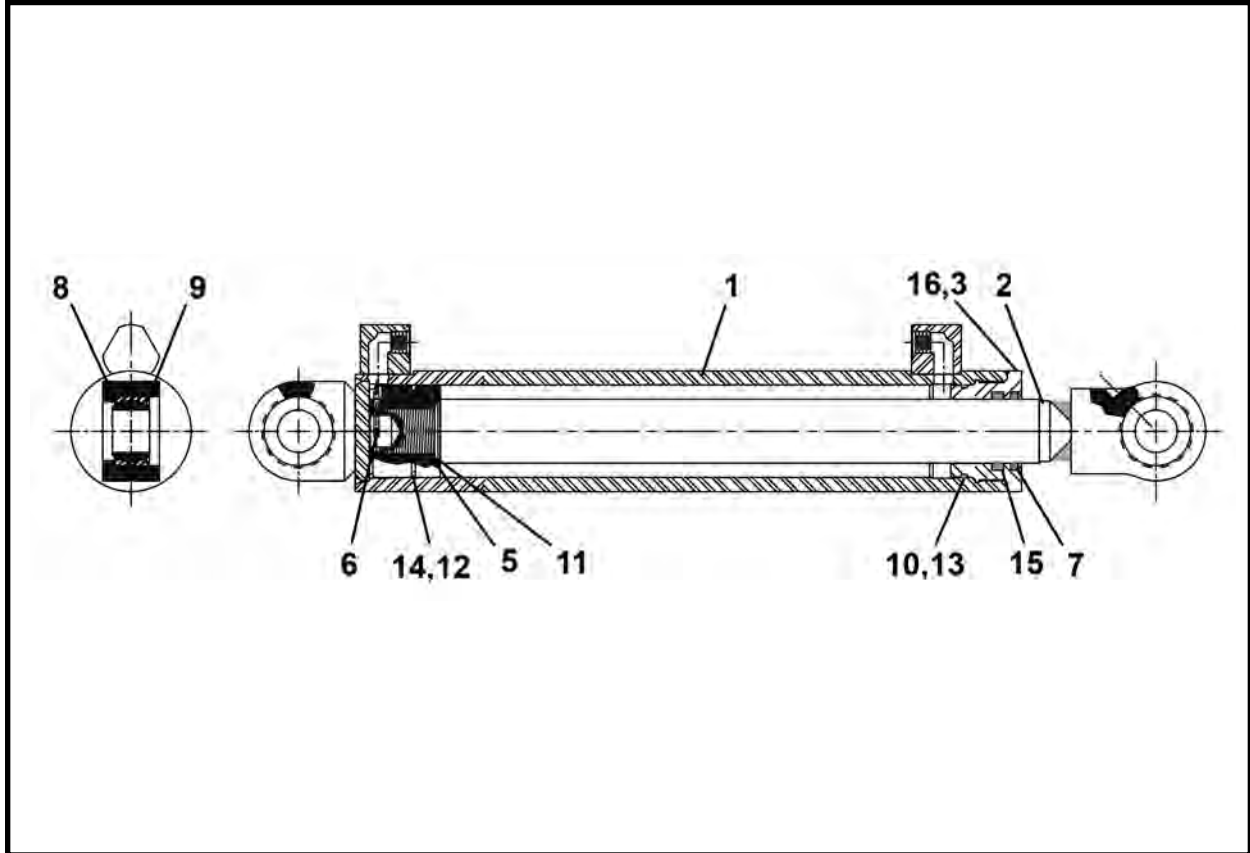


ITEM	QTY	PART NO.	DESCRIPTION
0	1	015050A	CYLINDER ASSEMBLY
1	1	015051A	BARREL
2	1	015053A	SHAFT
3	1	008945P01	GLAND
4*	REF	009918A00	KIT, Seal
5	1	014481P00	PISTON
6	1	P0048-033	PIN, Cotter
7*	1	P0087-004	WIPER
8	2	P0065-086	BEARING
9	2	P0076-050	RING, Internal Snap
10*	1	P0084-234	RING, Back-Up
11*	1	P0085-134	ORING
12*	1	P0085-149	ORING
13*	1	P0085-234	ORING
14*	1	P0085-C3	SEAL, Piston
15*	1	P0086-005	POLYSEAL
16	2	P0033-04-008	SCREW, Socket Head Set 1/4 UNC x .5

* Included in item 4, 009918A00 Seal Kit

CLOSED FACE CYLINDER ASSEMBLY, 015080A

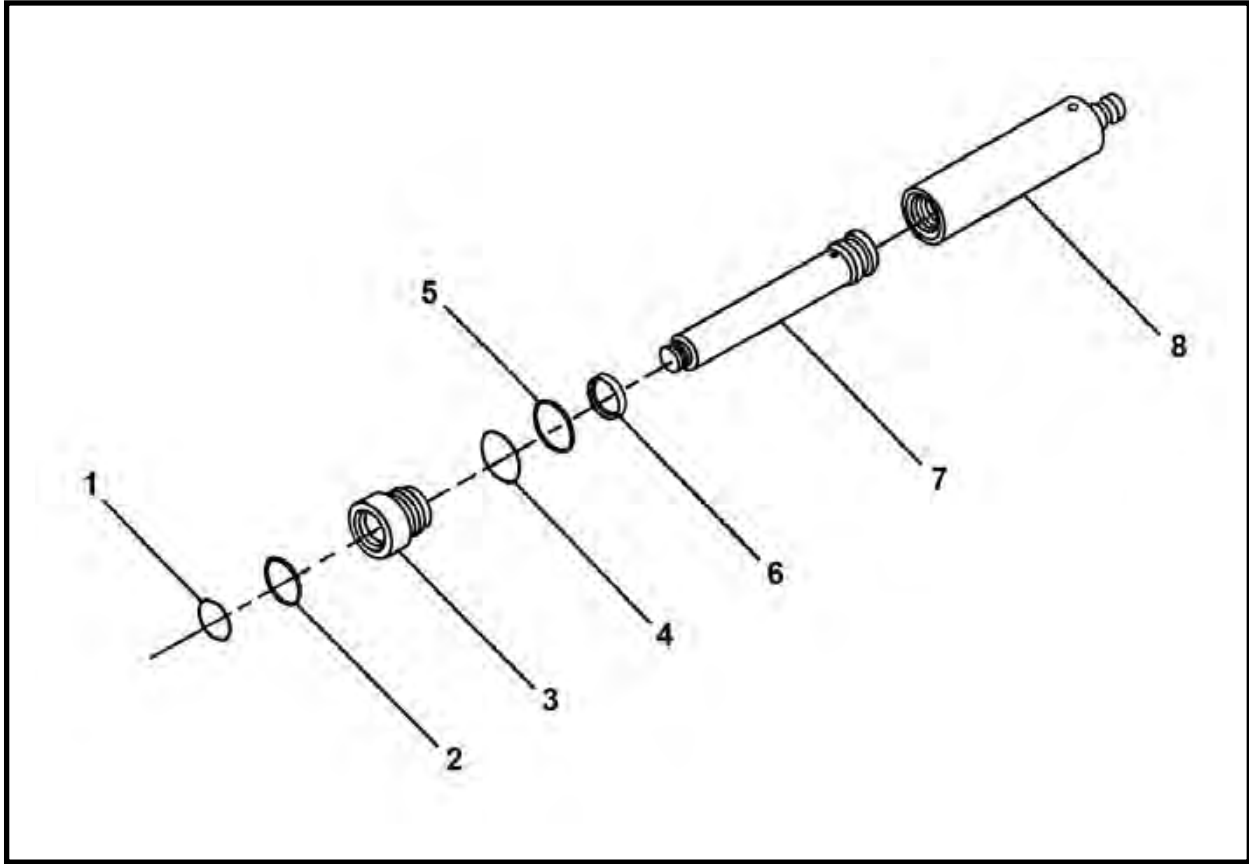
CLOSED FACE
TBM Series II: 720



ITEM	QTY	PART NO.	DESCRIPTION
0	1	015080A	CYLINDER ASSEMBLY
1	1	015081A	BARREL
2	1	015083A	SHAFT
3	1	008945P01	GLAND
4	0	009918A00	KIT, Seal
5	1	014481P00	PISTON
6	1	P0048-033	PIN, Cotter
7*	1	P0087-004	WIPER
8	2	P0065-086	BEARING
9	2	P0076-050	RING, Internal Snap
10*	1	P0084-234	RING, Back-Up
11*	1	P0085-134	ORING
12*	1	P0085-149	ORING
13*	1	P0085-234	ORING
14*	1	P0085-C3	SEAL, Piston
15*	1	P0086-005	POLYSEAL
16	2	P0033-04-008	SCREW, Socket Head Set 1/4 UNC x .5

* Included in item 4, 009918A00 Seal Kit

IJS CYLINDER ASSEMBLY, F03531F02



ITEM	QTY	PART NO.	DESCRIPTION
0	1	F03531F02	CYLINDER ASSEMBLY, IJS
1*	1	P0087-001	WIPER
2*	1	P0086-003	POLYSEAL
3	1	003095P02	CAP, End
4*	1	P0084-139	RING, Back-Up
5*	1	P0085-139	ORING
6*	1	P0088-002	RING, Wear
7	1	003348P02	SHAFT
8	1	003364A01	BARREL
9	REF	007344A00	KIT, Seal

* Included in item 9, 007344A00 Seal Kit.



Miscellaneous / Conveyors

Belt Conveyors

Belt Conveyor, 1015, 1215, 1615	4
Feed Frame Assembly	7
Feed Frame Spoils Guide Assembly - Left Front, 027137A00	8
Feed Frame Spoils Guide Assembly - Right Front, 027221A00	9
Front Roller Assembly.....	10
Feed Frame Spoils Guide Assembly - Left Rear, 027265A00	11
Feed Frame Spoils Guide Assembly - Right Rear, 027266A00	12
Extension Frame Assembly	13
Short Spoils Guide Assembly - Front, 027134A00	14
Short Spoils Guide Assembly - Rear, 027267A00	15
Idler Roller Assembly	16
Drive Frame Assembly	17
Drive Frame Spoils Guide Assembly - Front, 027131A00	18
Drive Frame Spoils Guide Assembly - Rear, 027219A00	19
Drive Motor & Roller Assembly	
1015 SN 01-07, 1215 SN 01 - 28, 1615 SN 01 - 38	20
1015 SN 08 & After, 1215 SN 29 & After, 1615 SN 39 & After	22
 Belt Conveyor, 2015 F32015F.....	 24
Feed Frame Assembly, 032038A	26
Feed Frame Spoils Guide Assembly - Left Front, 027137A00	28
Feed Frame Spoils Guide Assembly - Right Front, 027221A00	29
Feed Frame Spoils Guide Assembly - Left Rear, 027265A00	30
Feed Frame Spoils Guide Assembly - Right Rear, 027266A00	31
Tail Roller Assembly, 032046A.....	32
Extension Frame Assembly, 032034A00	33
Short Spoils Guide Assembly - Front, 027134A00	34
Short Spoils Guide Assembly - Rear, 027267A00	35
Drive Frame Assembly, 032016A	37
Drive Frame Spoils Guide Assembly - Front, 027131A00	38
Drive Frame Spoils Guide Assembly - Rear, 027219A00	39
Drive Motor & Roller Assembly, 032029A	40
Idler Roller Assembly, 032018A	42

Belt Conveyors continued on next page

Miscellaneous / Conveyors (continued)

Belt Conveyors (continued)

Belt Conveyor, 2415, 2815	44
Feed Frame Assembly, 027313A00	46
Feed Frame Spoils Guide Assembly - Left Front, 027137A00	47
Feed Frame Spoils Guide Assembly - Right Front, 027221A00	48
Front Roller Assembly, 027307A00	49
Feed Frame Spoils Guide Assembly - Left Rear, 027265A00	50
Feed Frame Spoils Guide Assembly - Right Rear, 027266A00	51
Extension Frame Assembly 2415, 027314A00	52
Short Spoils Guide Assembly - Front, 027134A00	53
Short Spoils Guide Assembly - Rear, 027267A00	54
Extension Frame Assembly 2418, 027456A	55
Short Spoils Guide Assembly - Front, 027461A	56
Short Spoils Guide Assembly - Rear, 027462A	57
Idler Roller Assembly, 027311A00	58
Drive Frame Assembly, 027425A	59
Drive Frame Spoils Guide Assembly - Front, 027131A00	60
Drive Frame Spoils Guide Assembly - Rear, 027219A00	61
Drive Motor & Roller Assembly	
2415 SN 47 & Before, 2418 SN 06 & Before, 027420A	62
2415 SN 48 & After, 2418 SN 07 & After, 032000A	64

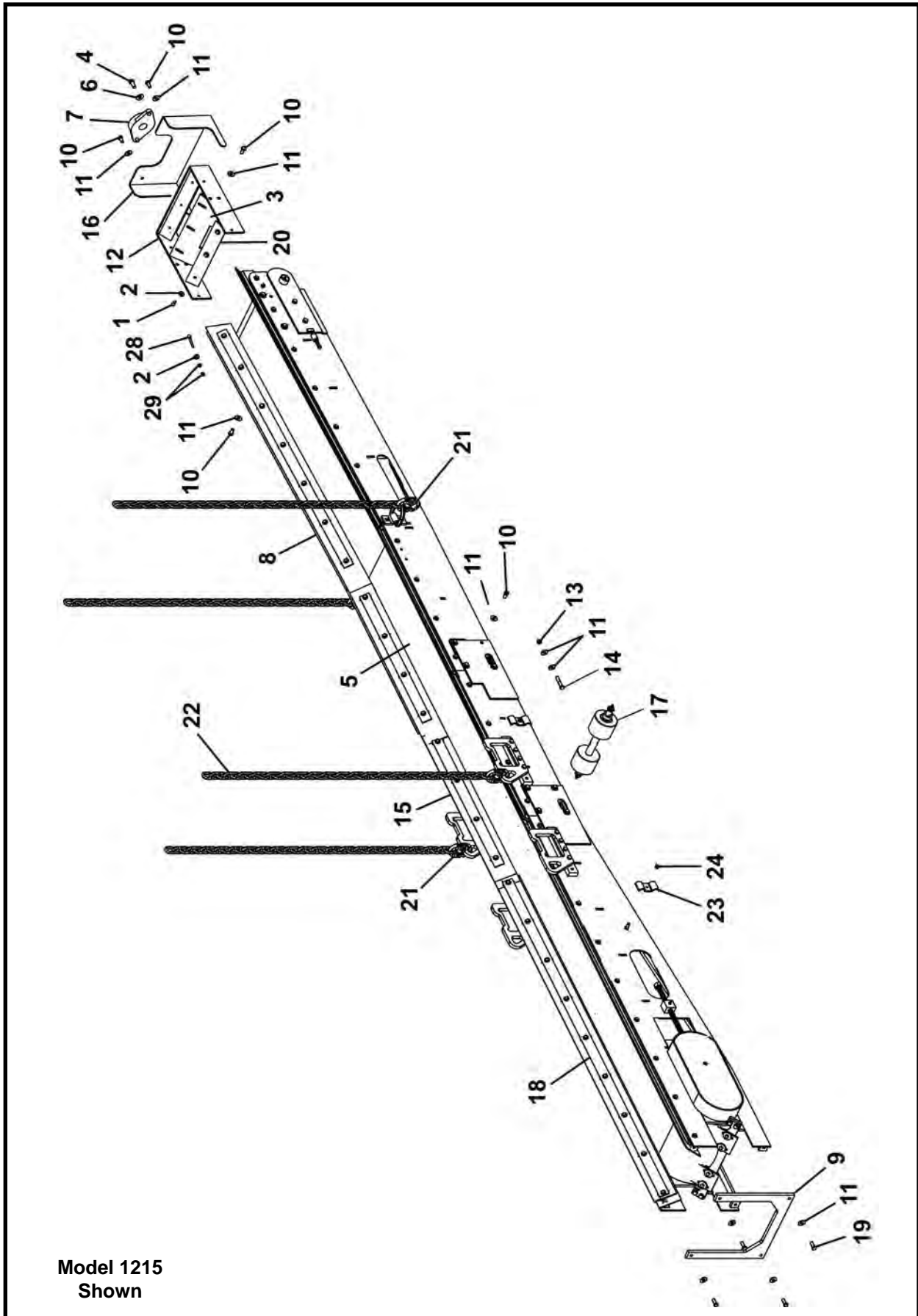
Screw Conveyors

Screw Conveyor 120EX, F32070F	66
Motor Mount Assembly, 023543A	67
Screw Conveyor 140EX, F20645F00	68
Screw Conveyor 160, F09885F00	
SN F09885F04 & Before	70
SN F09885F05 & After	72

Intermediate Jacking Station	75
Starter Hose, High Pressure 30 Ft, F09802F01	76
Starter Hose, Low Pressure 30 Ft, F09803F01	77
IJS Tunnel Line 10 Ft 6 In., F09800F00	78
IJS Tee Connector, F09804F00	79
IJS Valve (With Cable), F04908F01	80
IJS Starter Connection, F09805F00	82
IJS Coupler Assembly, 005133A02	83
IJS Segment Assembly	84
IJS Cylinder, F03531F02	85
IJS Hydraulic Schematic	86

NOTES

BELT CONVEYOR
1015 - 1215 - 1615 CONVEYORS



Model 1215
Shown

BELT CONVEYOR
1015 - 1215 - 1615 CONVEYORS

ITEM	QTY	1015 PART NO.	1215 PART NO.	1615 PART NO.	DESCRIPTION
0	1	F27200F00	F27350F00	F27250F00	CONVEYOR, Belt
1	3	P0001-04-003	P0001-04-003	P0001-04-003	BOLT, Hex 1/4 UNC x .75
2	5	P0040-004	P0040-004	P0040-004	WASHER, Hardened Flat 1/4
3	1	027239P00	027389P00	027289P00	SCRAPER, External Belt
4	2	P0001-07-004	P0001-07-004	P0001-07-004	BOLT, Hex 7/16 UNC x 1
5	1	P0067-044	-	-	BELTING, 10" x 29' 8"
5	1	-	P0067-048	-	BELTING, 12" X 29' 8"
5	1	-	-	P0067-041	BELTING, 16" X 29' 8"
6	2	P0040-007	P0040-007	P0040-007	WASHER, Hardened Flat 7/16
7	1	P0065-017	P0065-017	P0065-017	BEARING
8*	1	027213A00	027363A00	027263A00	FEED FRAME ASSEMBLY
9	1	027236P00	027386A00	027286P00	SUPPORT, Drive Frame Free End
10	24	P0001-06-003	P0001-06-003	P0001-06-003	BOLT, Hex 3/8-16 UNC x .75
11	36	P0040-006	P0040-006	P0040-006	WASHER, Lock 3/8
12	1	027209A00	027359A00	027259A00	MOUNT, Nose Bearing
13	4	P0003-06-000	P0003-06-000	P0003-06-000	NUT, Hex 3/8 UNC
14	4	P0001-06-008	P0001-06-008	P0001-06-008	BOLT, Hex 3/8 UNC x 2
15*	1	027214A00	027364A00	027264A00	EXTENSION FRAME ASSEMBLY
16	1	027208A00	027358A00	027258A00	GUARD, Dirt
17*	2	027211A00	027361A00	027261A00	ASSEMBLY, Idler Roller
18*	1	027212A00	027362A00	027262A00	ASSEMBLY, Drive Frame
19	4	P0001-06-004	P0001-06-004	P0001-06-004	BOLT, Hex 3/8 UNC x 1
20	1	027142P	027143P	027144P	PLATE, Feed Belt Retainer
21	4	P0098-009	-	-	LINK, 9/32 Hammerloc
21	4	-	P0098-010	P0098-010	LINK, 3/8 Hammerloc
22	4	P0094-009-030	-	-	CHAIN, 5/16 x 30
22	4	-	P0094-003-030	P0094-003-030	CHAIN, 3/8 x 30
23	2	002269P01	002269P01	002269P01	CLAMP, Line
24	2	P0003-05-000	P0003-05-000	P0003-05-000	NUT, Hex 5/16
25**	2	A10320A-132	A10320A-132	A10320A-132	HOSE ASSEMBLY 1/2 x 132
26**	1	P0100-004A	P0100-004A	P0100-004A	COUPLER, Female
27**	1	P0100-004B	P0100-004B	P0100-004B	COUPLER, Male
28	2	P0001-04-010	P0001-04-010	P0001-04-010	BOLT, Hex 1/4 UNC x 2.5
29	4	P0003-04-000	P0003-04-000	P0003-04-000	NUT, 1/4
30	1	1255-018	1255-018	1255-018	KIT, Decal Belt Conveyor

* Refer to this section for parts information.

** Not Shown

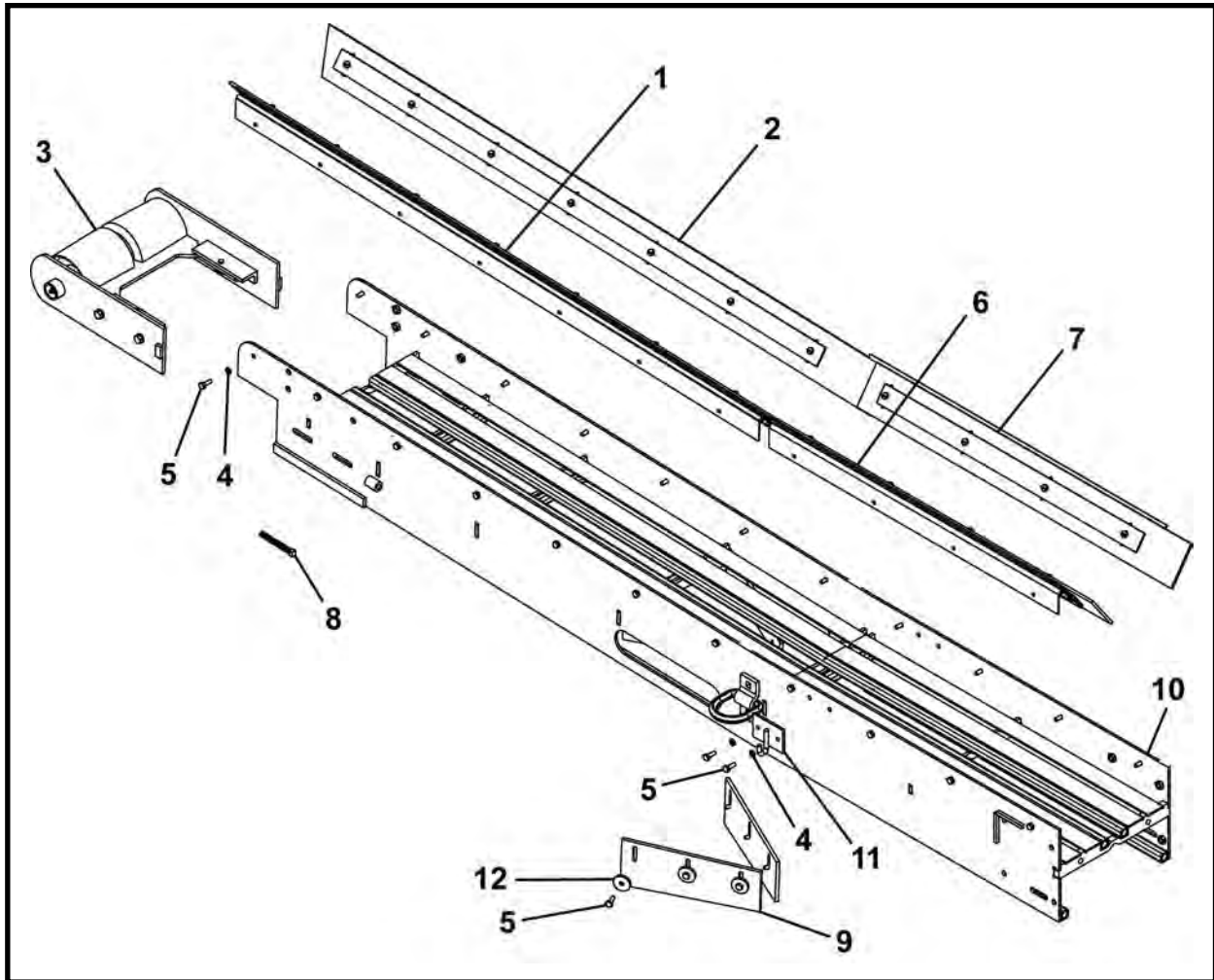
NOTE:

1. For 1013 Belt Conveyor (027220A00), the parts are the same as the 1015 conveyor with the two following exceptions: item 6, Belting is P0067-003 (10" x 24'8") with no extension frame assembly item 15.

2. For 1213 Belt Conveyor (027370A00), the parts are the same as the 1215 conveyor with the two following exceptions: item 6, Belting is P0067-009 (12" x 24'8") with no extension frame assembly item 15.

NOTES

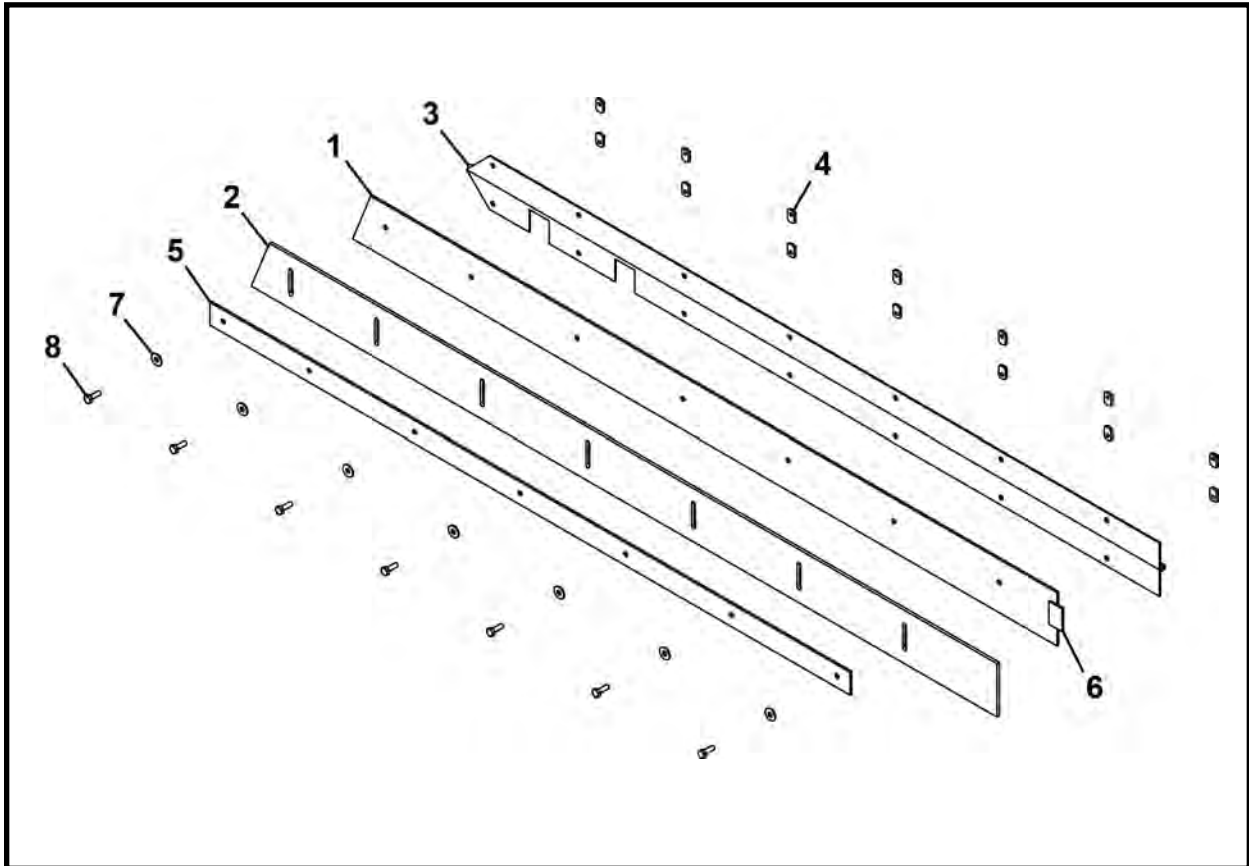
FEED FRAME ASSEMBLY
1015 - 1215 - 1615 BELT CONVEYORS



ITEM	QTY	1015 PART NO.	1215 PART NO.	1615 PART NO.	DESCRIPTION
0	1	027213A00	027363A00	027263A00	ASSEMBLY, Feed Frame
1*	1	027137A00	027137A00	027137A00	GUIDE, Feed Frame Spoils - Left Front
2*	1	027221A00	027221A00	027221A00	GUIDE, Feed Frame Spoils - Right Front
3*	1	027207A00	027357A00	027257A00	FRONT ROLLER ASSEMBLY
4	24	P0040-004	P0040-004	P0040-004	WASHER, Hardened Flat 1/4
5	30	P0001-04-003	P0001-04-003	P0001-04-003	BOLT, Hex 1/4 UNC x .75
6*	1	027265A00	027265A00	027265A00	GUIDE, Feed Frame Spoils - Left Rear
7*	1	027266A00	027266A00	027266A00	GUIDE, Feed Frame Spoils - Right Rear
8	2	P0034-06-012	P0034-06-012	P0034-06-012	SCREW, Square Head Set 3/8 UNC x 3
9	2	027246P00	027396P00	027296P00	BELTING, Inner Belt Scraper
10	1	027202A00	027352A00	027252A00	FRAME, Feed (Includes items 10a-10c)
10a	2	001496P00	001496P00	001496P00	ROD, Adjustment
10b	14	P0007-06-000	P0007-06-000	P0011-006C	NUT, Jam/Weld 3/8 UNC
10c	2	P0079-003	P0079-003	P0079-003	D-RING, 1/2
11	1	005436A00	005436A00	005436A00	PLATE, Hook
12	6	002624P00	002624P00	002624P00	WASHER, Dirt Paddle

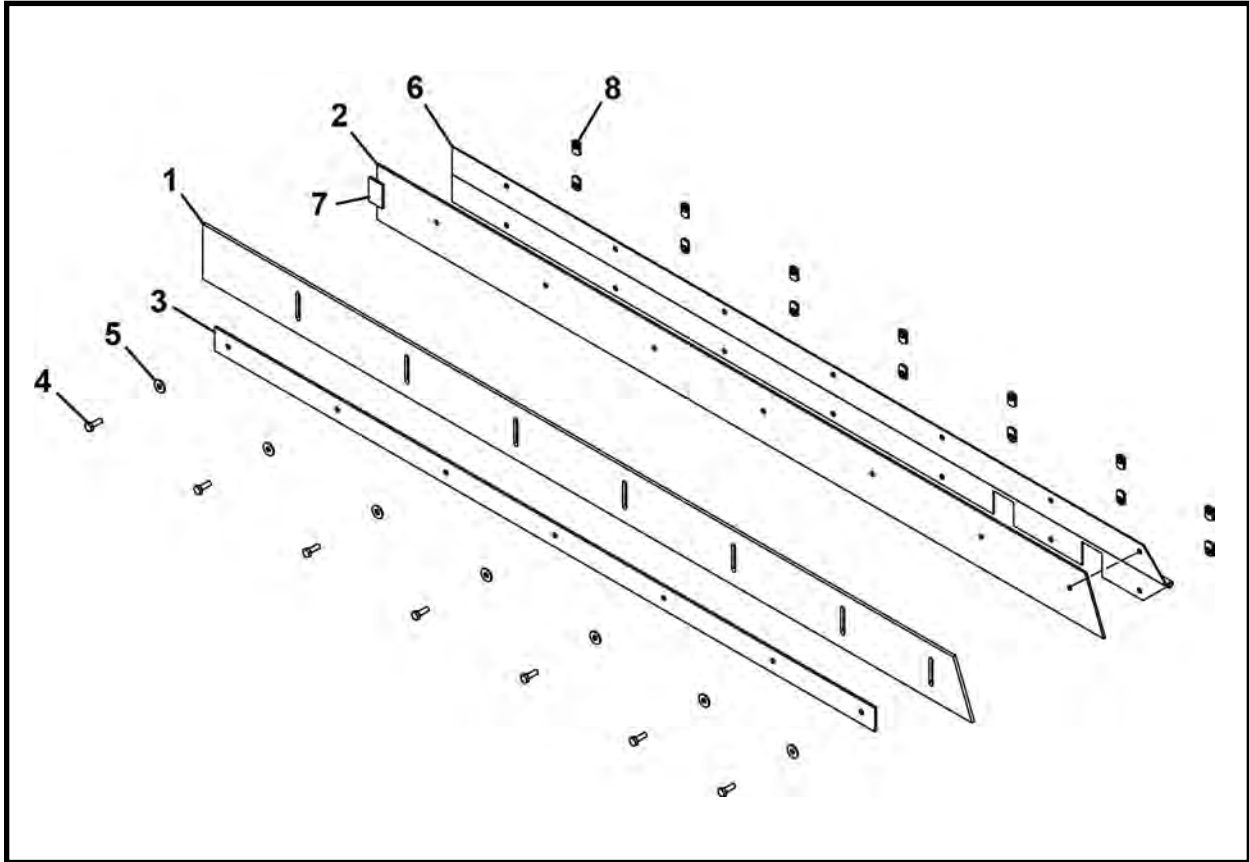
* Refer to this section for parts information.

FEED FRAME SPOILS GUIDE ASSEMBLY - LEFT FRONT, 027137A00
1015 - 1215 - 1615 BELT CONVEYORS



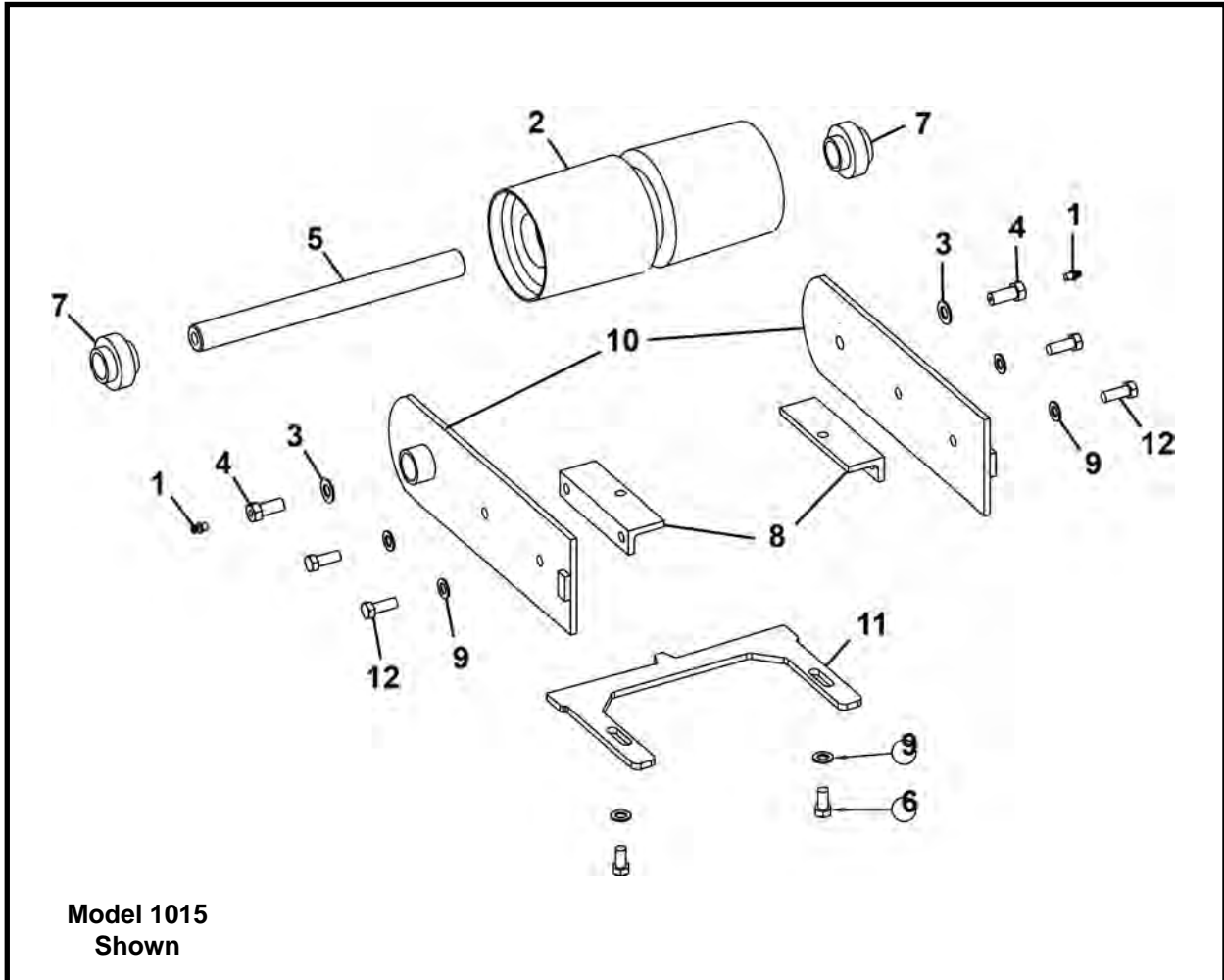
ITEM	QTY	PART NO.	DESCRIPTION
0	1	027137A00	ASSEMBLY, Feed Frame Spoils Guide - Left Front
1	1	027139P00	SUPPORT BAR, Feed Frame Spoils
2	1	027140P00	STRIP, Wear, Feed Frame Spoils
3	1	027138P00	HINGE, Feed Frame Spoils
4	14	P0011-004B	NUT, Weld 1/4 UNC
5	1	027248P00	BRACKET, Feed Frame Wear Strip
6	1	027216P00	TAB, Feed Frame Support Bar
7	7	P0040-004	WASHER, Hardened Flat 1/4
8	7	P0001-04-003	BOLT, Hex 1/4 UNC x .75

FEED FRAME SPOILS GUIDE ASSEMBLY - RIGHT FRONT, 027221A00
1015 - 1215 - 1615 BELT CONVEYORS



ITEM	QTY	PART NO.	DESCRIPTION
0	1	027221A00	ASSEMBLY, Feed Frame Spoils Guide - Right Front
1	1	027140P00	STRIP, Wear, Feed Frame Spoils
2	1	027139P00	SUPPORT BAR, Feed Frame Spoils - Right
3	1	027248P00	BRACKET, Feed Frame Wear Strip
4	7	P0001-04-003	BOLT, Hex 1/4 UNC x .75
5	7	P0040-004	WASHER, Lock 1/4
6	1	027156P	HINGE, Feed Frame Spoils
7	1	027216P00	TAB, Feed Frame Support Bar
8	14	P0011-004B	NUT, Weld 1/4 UNC

FRONT ROLLER ASSEMBLY
1015 - 1215 - 1615 BELT CONVEYORS

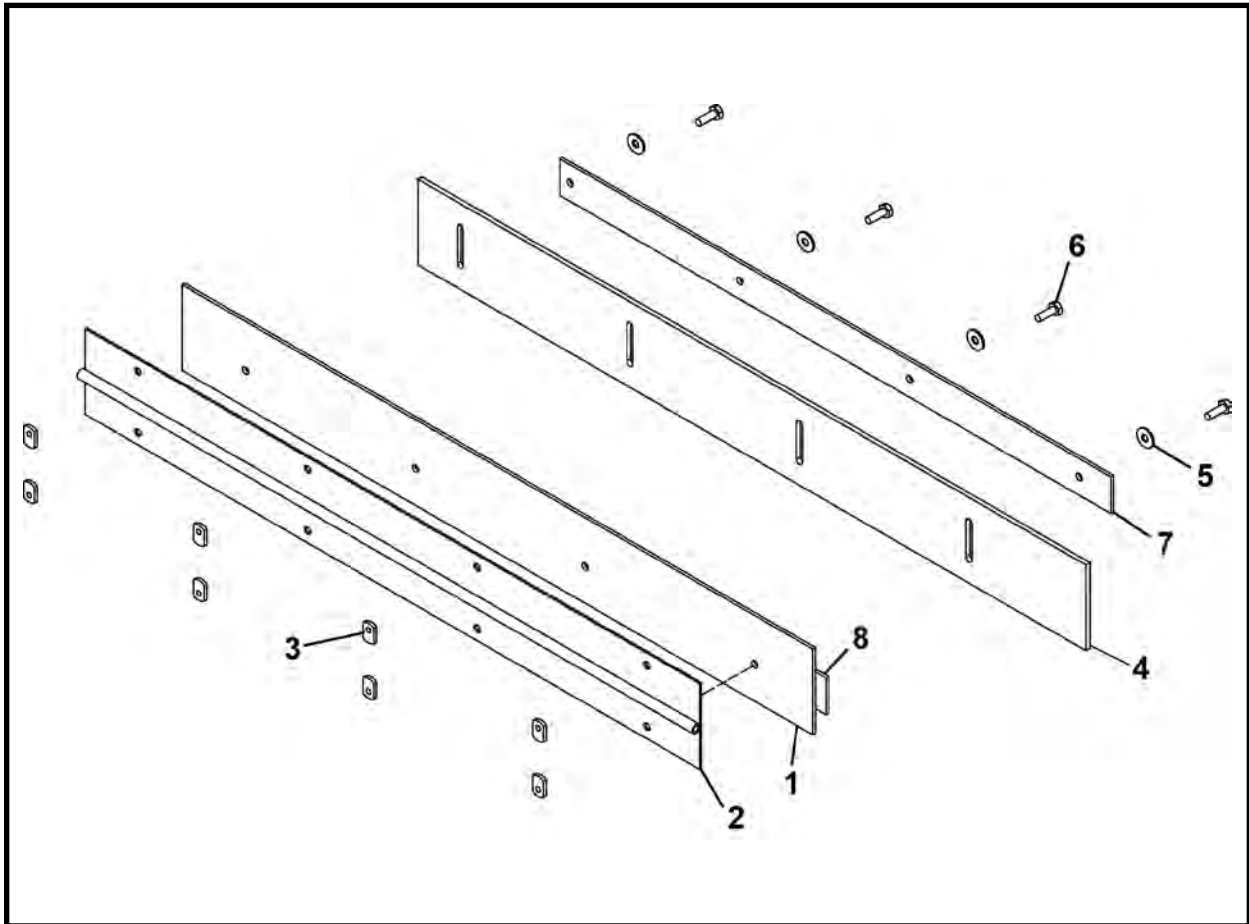


ITEM	QTY	1015 PART NO.	1215 PART NO.	1615 PART NO.	DESCRIPTION
0	1	027207A00	027357A00	027257A00	FRONT ROLLER ASSEMBLY
1	2	P0063-001	P0063-001	P0063-001	FITTING, Grease Straight
2	1	002941P00	002940A00	002256A00	ROLLER, Front
3	2	P0040-007	P0040-007	P0040-007	WASHER, Hardened Flat 7/16
4	2	002386P01	002386P01	002386P01	BOLT, Grease
5	1	027243P00	027393P00	027293P00	SHAFT, Front Roller
6	2	P0001-06-003	P0001-06-003	P0001-06-003	BOLT, Hex 3/8 UNC x .75
7	2	P0065-006	P0065-006	P0065-006	BEARING
8	2	027130P00	027130P00	027130P00	MOUNT, Front Roller Scraper
9	6	P0040-006	P0040-006	P0040-006	WASHER, Hardened Flat 3/8
10	2	027109A00	027109A00	027109A00	BRACKET, Front Roller Mounting
11	1	027240P00	027390P00	027290P00	SCRAPER, Front Roller
12	4	P0001-06-004	P0001-06-004	P0001-06-004	BOLT, 3/8 UNC x 1

NOTE:

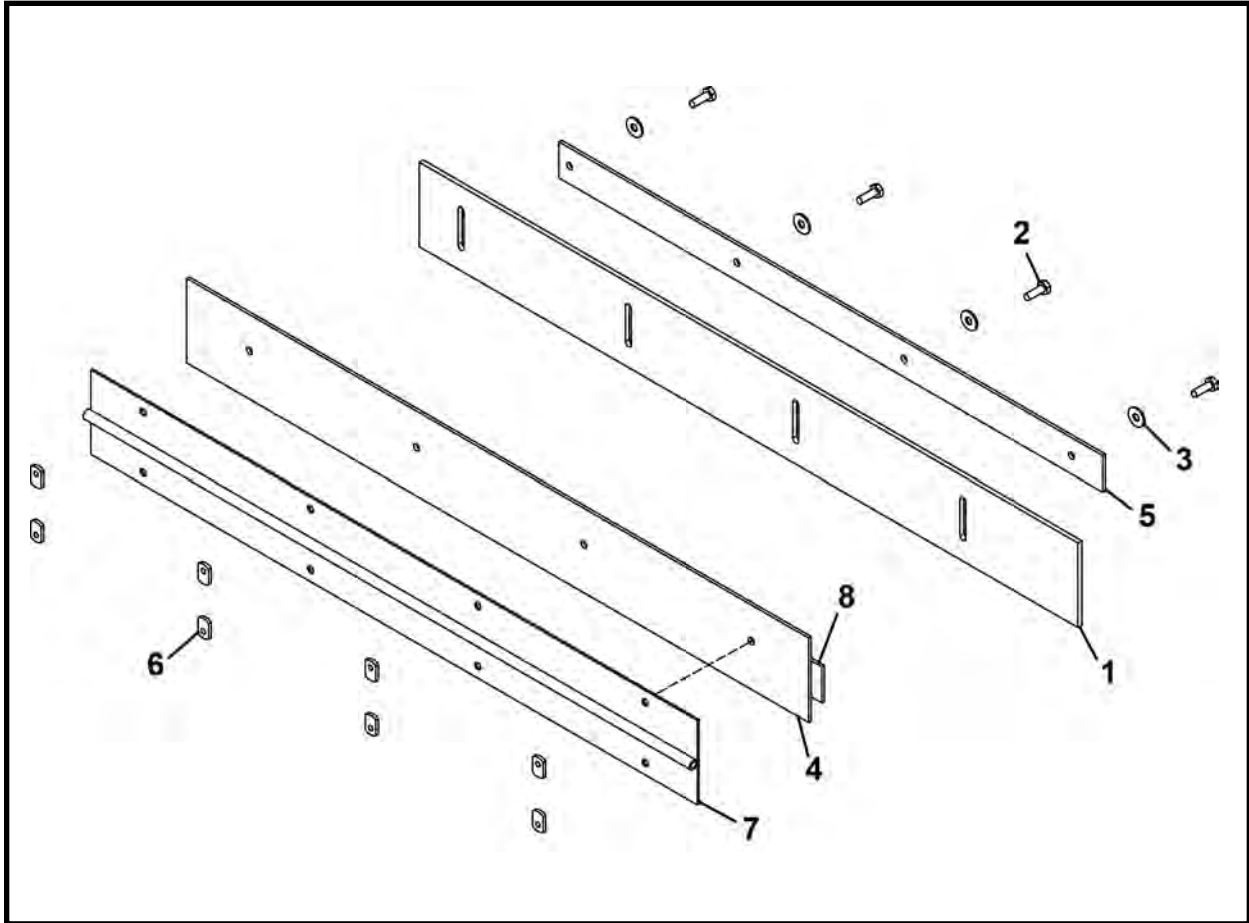
1. Remove seal on inside half of bearings (item 7).
2. 3/16" Feed Frame mounts between items 8 and 10.

FEED FRAME SPOILS GUIDE ASSEMBLY - LEFT REAR, 027265A00
1015 - 1215 - 1615 BELT CONVEYORS



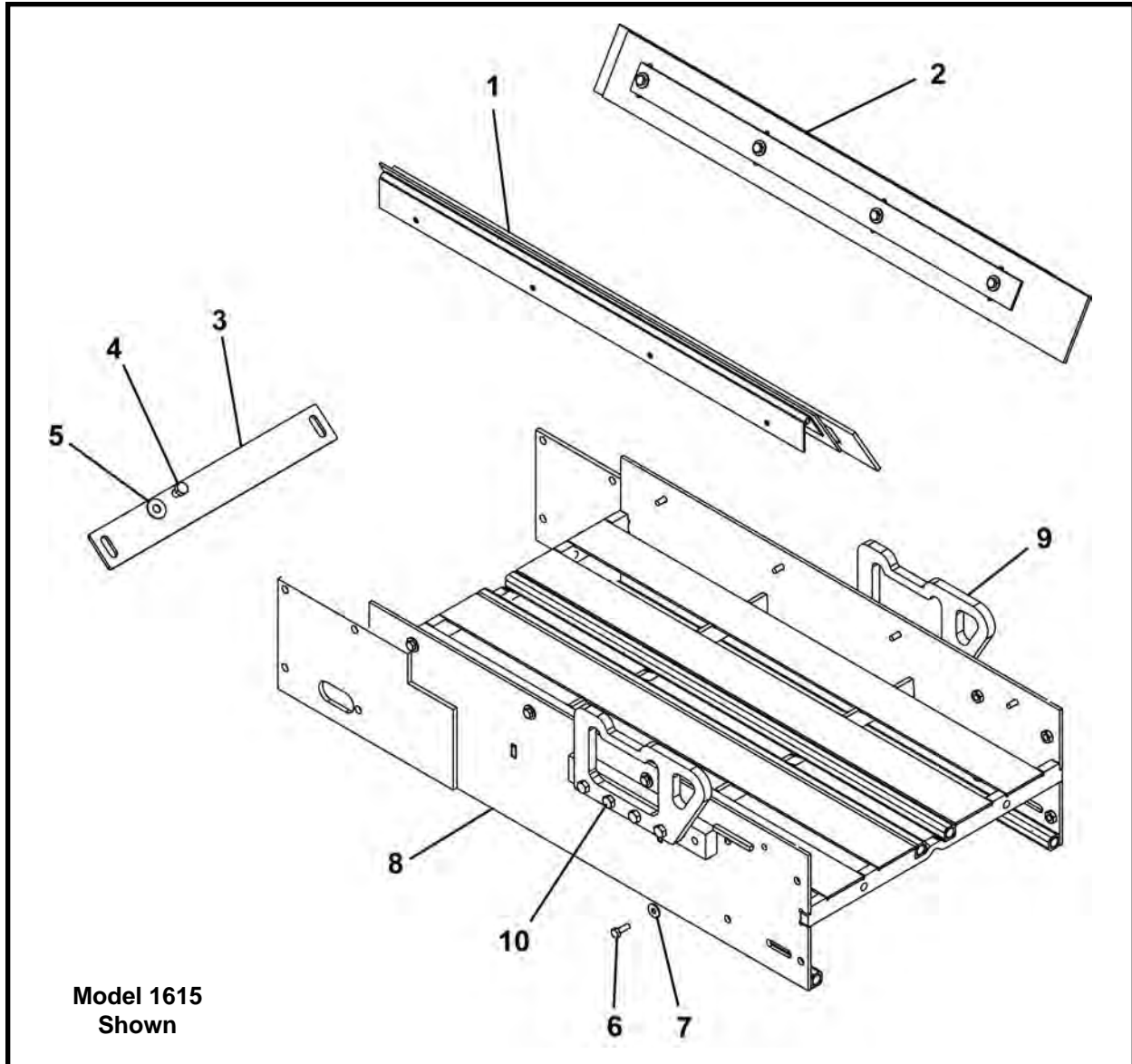
ITEM	QTY	PART NO.	DESCRIPTION
0	1	027265A00	ASSEMBLY, Feed Frame Spoils Guide - Left Rear
1	1	027217P00	SUPPORT BAR, Feed Frame Spoils - Left
2	1	027135P00	HINGE, Short Spoils Guide
3	8	P0011-004B	NUT, Weld 1/4 UNC
4	1	027136P00	STRIP, Short Spoils Guide Wear
5	4	P0040-004	WASHER, Hardened Flat 1/4
6	4	P0001-04-003	BOLT, Hex 1/4 UNC x 3/4
7	1	027249P00	BRACKET, Short Spoils Wear Strip
8	1	027216P00	TAB, Feed Frame Support Bar

FEED FRAME SPOILS GUIDE ASSEMBLY - RIGHT REAR, 027266A00
1015 - 1215 - 1615 BELT CONVEYORS



ITEM	QTY	PART NO.	DESCRIPTION
0	1	027266A00	ASSEMBLY, Feed Frame Spoils Guide - Right Rear
1	1	027136P00	STRIP, Short Spoils Guide Wear
2	4	P0001-04-003	BOLT, Hex 1/4 UNC x .75
3	4	P0040-004	WASHER, Hardened Flat 1/4
4	1	027217P00	SUPPORT BAR, Feed Frame Spoils - Right
5	1	027249P00	BRACKET, Short Spoils Wear Strip
6	8	P0011-004B	NUT, Weld 1/4 UNC
7	1	027135P00	HINGE, Short Spoils Guide
8	1	027216P00	TAB, Feed Frame Support Bar

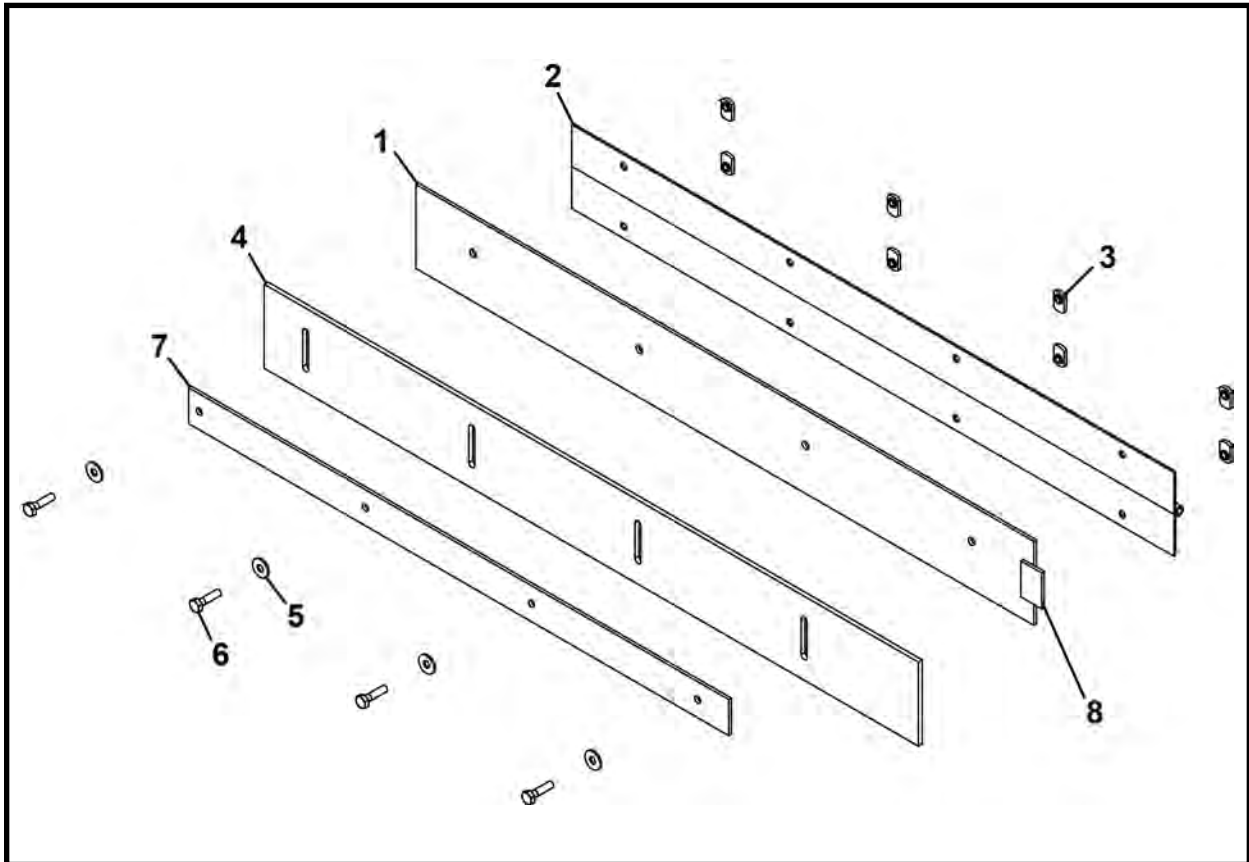
EXTENSION FRAME ASSEMBLY
1015 - 1215 - 1615 BELT CONVEYORS



ITEM	QTY	1015 PART NO.	1215 PART NO.	1615 PART NO.	DESCRIPTION
0	1	027214A00	027364A00	027264A00	EXTENSION FRAME ASSEMBLY
1*	1	027134A00	027134A00	027134A00	GUIDE, Short Spoils - Left
2*	1	027267A00	027267A00	027267A00	GUIDE, Short Spoils - Right
3	1	027245P00	027395P00	027295P00	SCRAPER, Idler Roller
4	2	P0001-06-002	P0001-06-002	P0001-06-002	BOLT, Hex 3/8 UNC x .5
5	2	P0040-006	P0040-006	P0040-006	WASHER, Hardened Flat 3/8
6	8	P0001-04-003	P0001-04-003	P0001-04-003	BOLT, Hex 1/4 UNC x .75
7	8	P0040-004	P0040-004	P0040-004	WASHER, Hardened Flat 1/4
8	1	027203A00	027353A00	027253A00	FRAME, Extension (Includes items 8a-8c)
8a	2	P0011-006A	P0011-006A	P0011-006A	NUT, Strut Square 3/8
8b	8	P0011-006C	P0011-006C	P0011-006C	NUT, Weld 3/8 UNC
8c	1	P0001-05-003	P0001-05-003	P0001-05-003	BOLT, Hex 5/16 UNC x .75
9	2	025344P	025344P	025344P	LIFT EYE
10	8	P0001-06-005	P0001-06-005	P0001-06-005	BOLT, Hex 3/8 UNC x 1.25

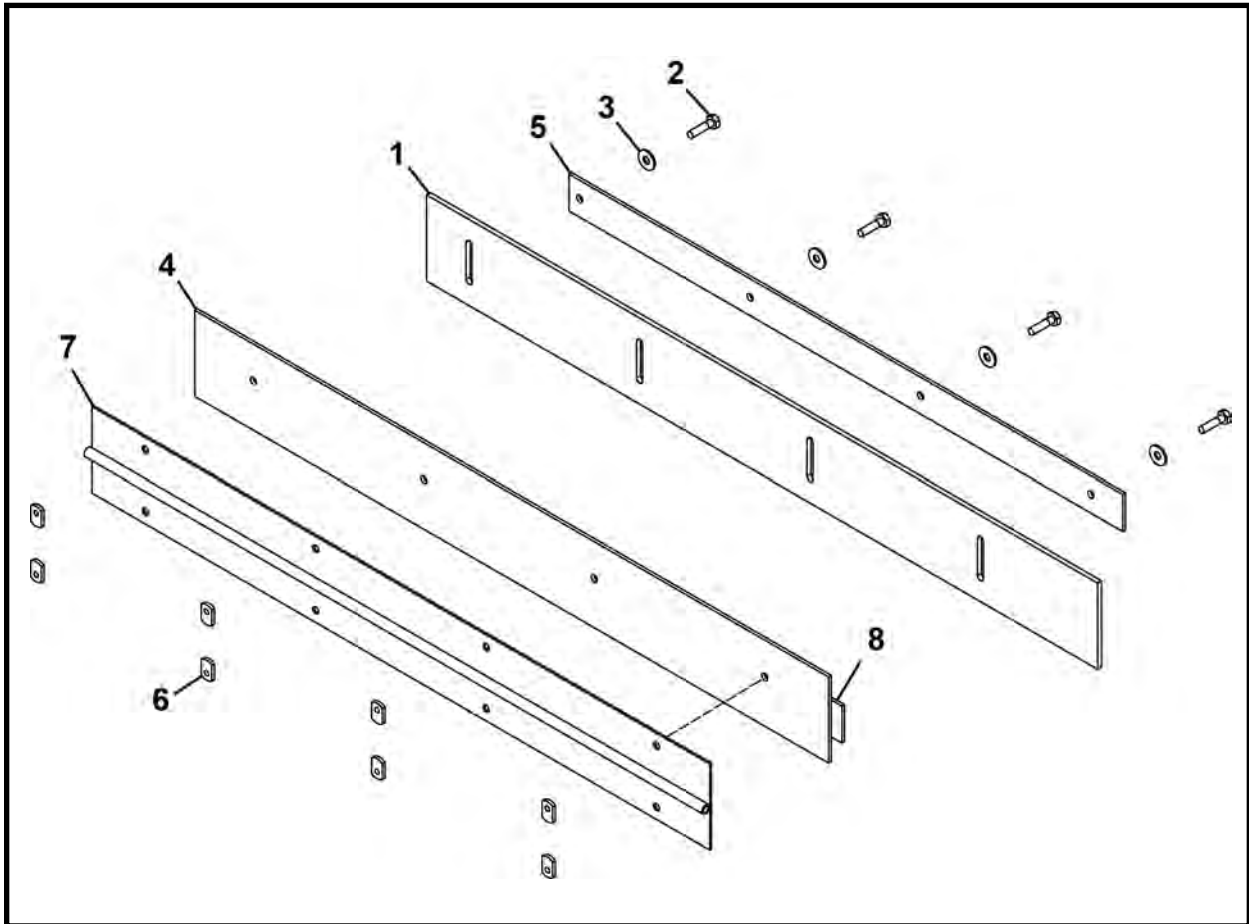
* Refer to this section for parts information.

SHORT SPOILS GUIDE ASSEMBLY - FRONT, 027134A00
1015 - 1215 - 1615 BELT CONVEYOR - EXTENSION



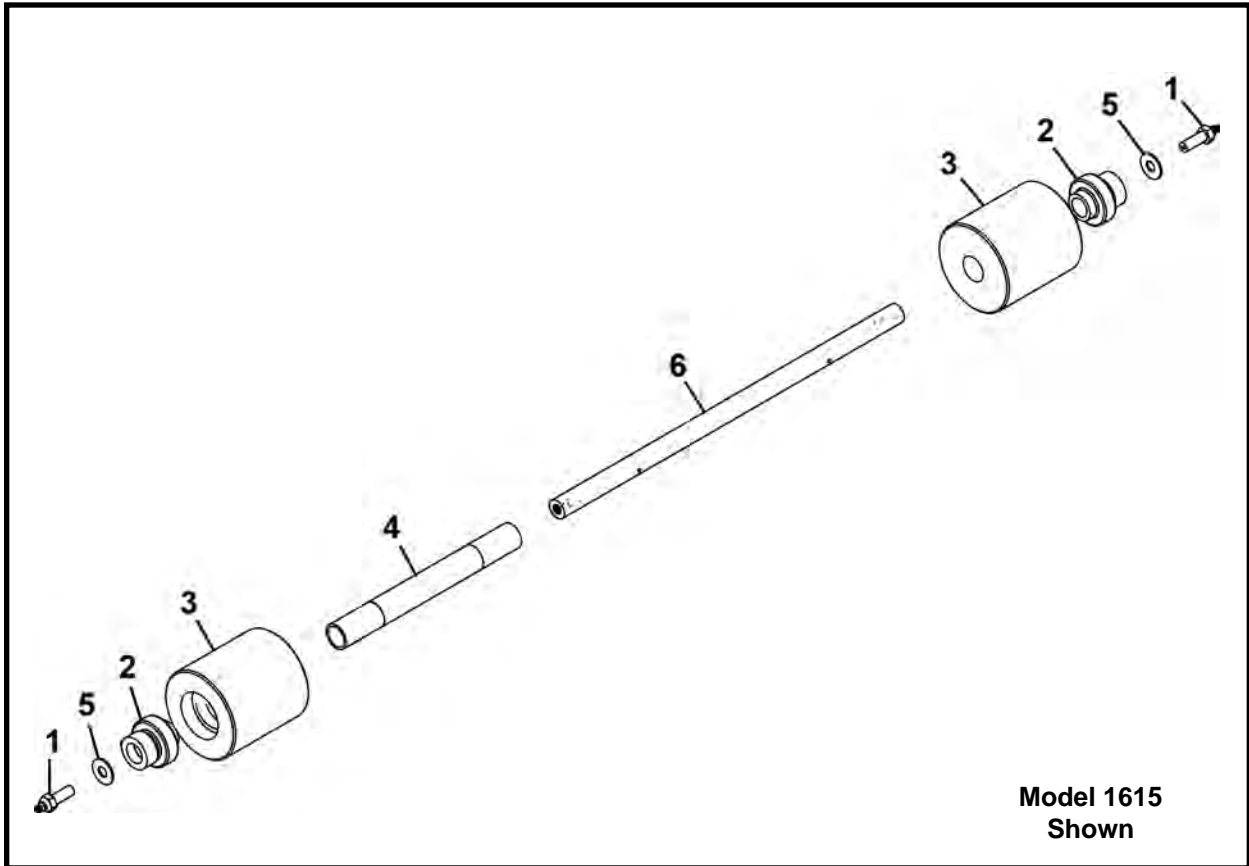
ITEM	QTY	PART NO.	DESCRIPTION
0	1	027134A00	ASSEMBLY, Short Spoils Guide - Front
1	1	027217P00	SUPPORT BAR, Feed Frame Spoils - Left
2	1	027135P00	HINGE, Short Spoils Guide
3	8	P0011-004B	NUT, Weld 1/4 UNC
4	1	027136P00	STRIP, Short Spoils Guide Wear
5	4	P0040-004	WASHER, Hardened Flat 1/4
6	4	P0001-04-003	BOLT, Hex 1/4 UNC x .75
7	1	027249P00	BRACKET, Short Spoils Wear Strip
8	1	027216P00	TAB, Feed Frame Support Bar

SHORT SPOILS GUIDE ASSEMBLY - REAR, 027267A00
1015 - 1215 - 1615 BELT CONVEYOR - EXTENSION



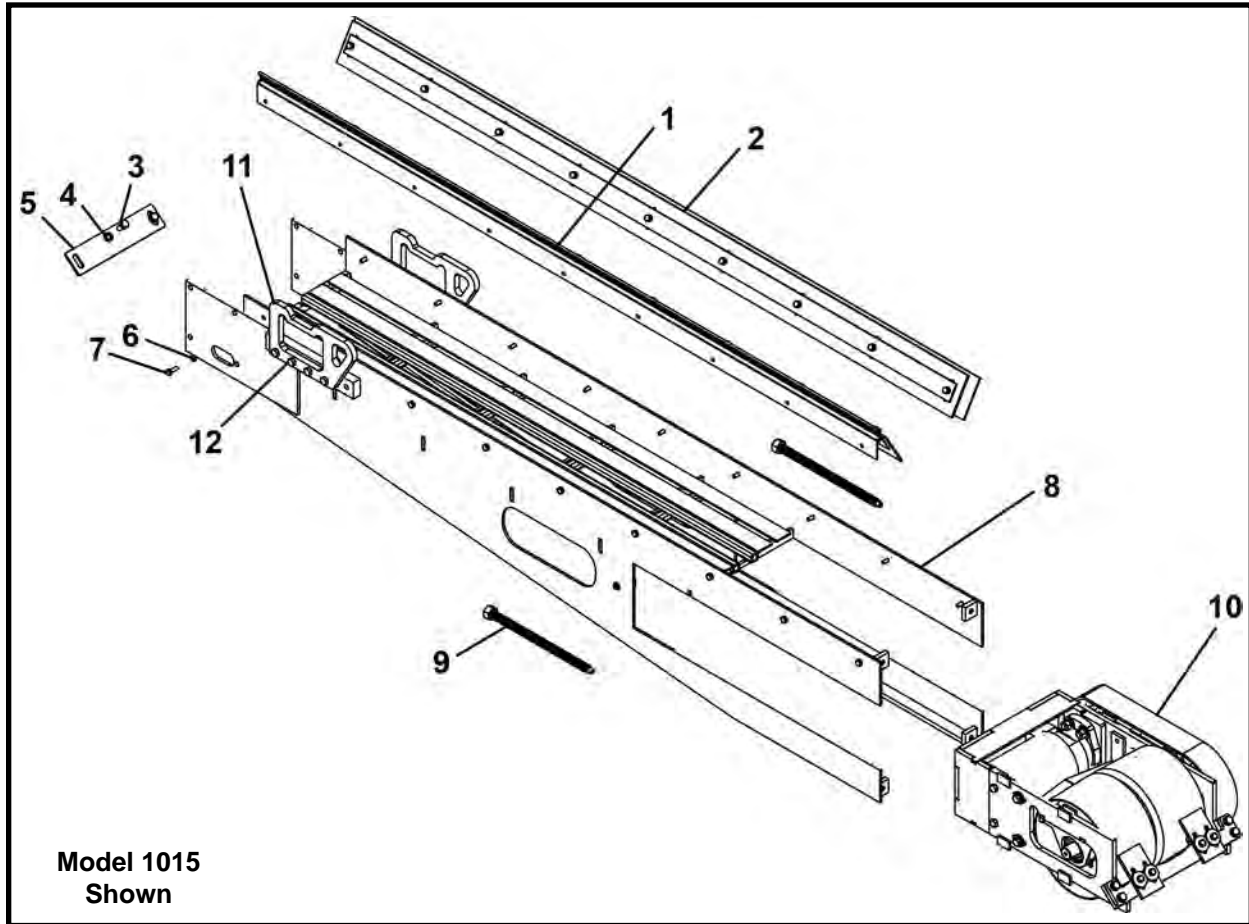
ITEM	QTY	PART NO.	DESCRIPTION
0	1	027267A00	ASSEMBLY, Short Spoils Guide - Rear
1	1	027136P00	STRIP, Short Spoils Guide Wear
2	4	P0001-04-003	BOLT, Hex 1/4 UNC x 3/4
3	4	P0040-004	WASHER, Hardened Flat 1/4
4	1	027217P00	SUPPORT BAR, Feed Frame Spoils - Right
5	1	027249P00	BRACKET, Short Spoils Wear Strip
6	8	P0011-004B	NUT, Weld 1/4 UNC
7	1	027135P00	HINGE, Short Spoils Guide
8	1	027216P00	TAB, Feed Frame Support Bar

IDLER ROLLER ASSEMBLY
1015 - 1215 - 1615 BELT CONVEYORS



ITEM	QTY	1015 PART NO.	1215 PART NO.	1615 PART NO.	DESCRIPTION
0	1	027211A00	027361A00	027261A00	IDLER ROLLER ASSEMBLY
1	2	001341A00	001341A00	001341A00	BOLT, 3/8 UNC x 1.25 W/Fitting (Includes item 1a)
1a	2	P0063-001	P0063-001	P0063-001	FITTING, Grease
2	2	027397P	027397P	027397P	BEARING
3	2	001086P00	001087P00	02306P00	ROLLER, Idler
4	1	001083P00	001084P00	001085P00	TUBE, Idler
5	2	P0040-006	P0040-006	P0040-006	WASHER, Hardened Flat 3/8
6	1	001082P00	001081P00	002416P00	SHAFT, Idler

DRIVE FRAME ASSEMBLY
1015 - 1215 - 1615 BELT CONVEYORS



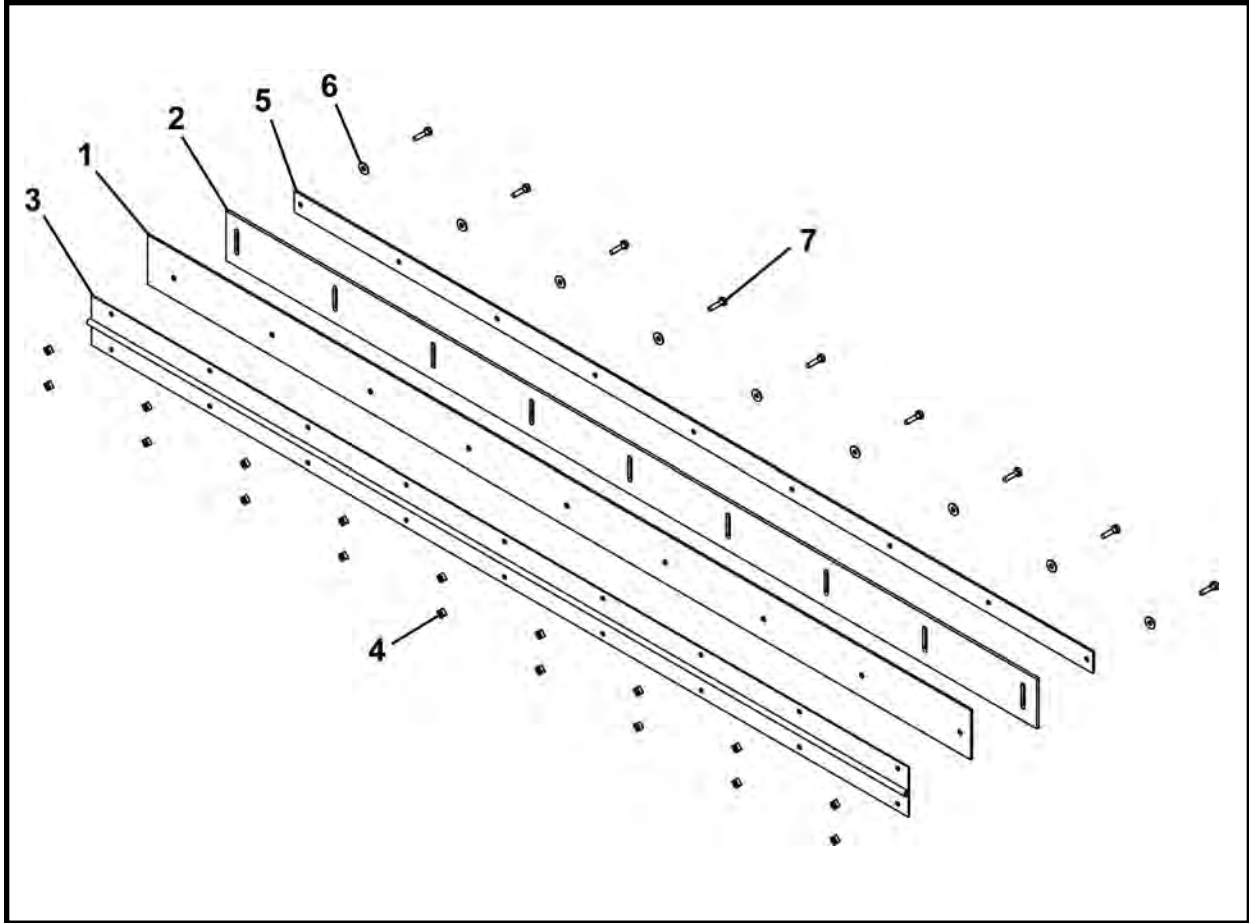
ITEM	QTY	1015 PART NO.	1215 PART NO.	1615 PART NO.	DESCRIPTION
0	1	027212A00	027362A00	027262A00	DRIVE FRAME ASSEMBLY
1*	1	027131A00	027131A00	027131A00	GUIDE, Drive Frame Spoils - Left
2*	1	027219A00	027219A00	027219A00	GUIDE, Drive Frame Spoils - Right
3	2	P0001-06-003	P0001-06-003	P0001-06-003	BOLT, Hex 3/8 UNC x .75
4	2	P0040-006	P0040-006	P0040-006	WASHER, Hardened Flat 3/8
5	1	027245P00	027395P00	027295P00	SCRAPER, Idler Roller
6	18	P0040-004	P0040-004	P0040-004	WASHER, Hardened Flat 1/4
7	18	P0001-04-003	P0001-04-003	P0001-04-003	BOLT, Hex 1/4 UNC x .75
8	1	027201A00	027351A00	027251A00	FRAME, Drive (Includes items 8a-8b)
8a	6	P0011-006A	P0011-006A	P0011-006A	NUT, Strut Square 3/8
8b	2	P0063-001	P0063-001	P0063-001	FITTING, Grease 1/4
9	2	002824A01	002824A01	002824A01	SCREW, Adjusting
10*	1	027204A00	027354A00	027254A00	ASSEMBLY, Drive Motor & Roller (See Note)
10*	1	031867A	031864A	031857A	ASSEMBLY, Drive Motor & Roller (See Note)
11	2	025344P	025344P	025344P	LIFT EYE
12	8	P0001-06-005	P0001-06-005	P0001-06-005	BOLT, Hex 3/8 UNC x 1.25

* Refer to this section for parts information.

NOTE: Item 10 Serial Number Breaks

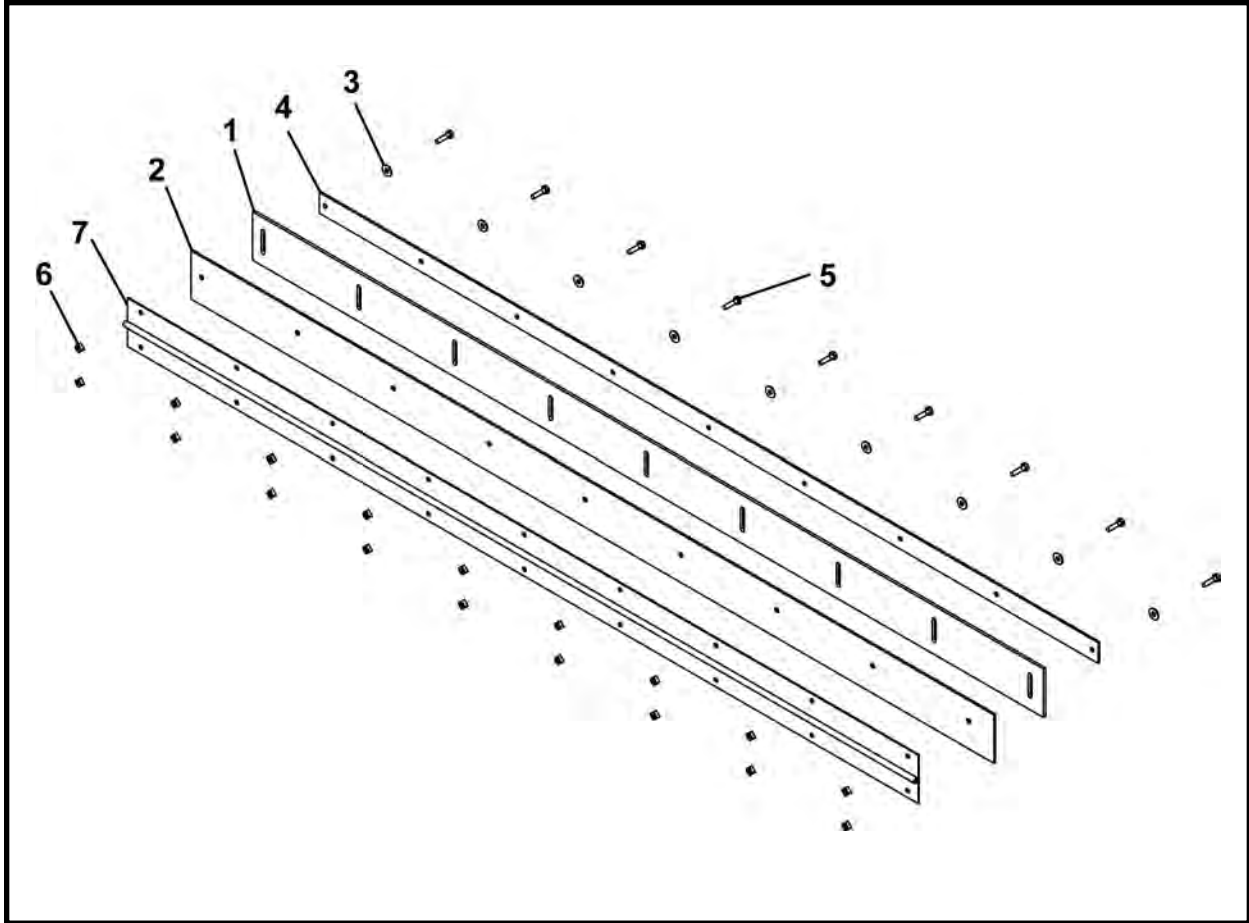
- 1015 F27200F00: SN 1 - 7 027204A00; SN 8 & After - 031867A
- 1215 F27350F00: SN 1 - 28 027354A00; SN 29 & After - 031864A
- 1615 F27250F00: SN 1 - 38 027254A00; SN 39 & After - 031857A

DRIVE FRAME SPOILS GUIDE ASSEMBLY - FRONT, 027131A00
1015 - 1215 - 1615 BELT CONVEYORS



ITEM	QTY	PART NO.	DESCRIPTION
0	1	027131A00	GUIDE, Drive Frame Spoils - Front
1	1	027218P00	SUPPORT BAR, Drive Frame Spoils
2	1	027133P00	STRIP, Feed Frame Spoils Wear
3	1	027132P00	HINGE, Drive Frame Spoils Guide
4	18	P0011-004B	NUT, Weld 1/4 UNC
5	1	027247P00	BRACKET, Drive Frame Wear Strip
6	9	P0040-004	WASHER, Hardened Flat 1/4
7	9	P0001-04-003	BOLT, Hex 1/4 UNC x .75

DRIVE FRAME SPOILS GUIDE ASSEMBLY - REAR, 027219A00
1015 - 1215 - 1615 BELT CONVEYORS

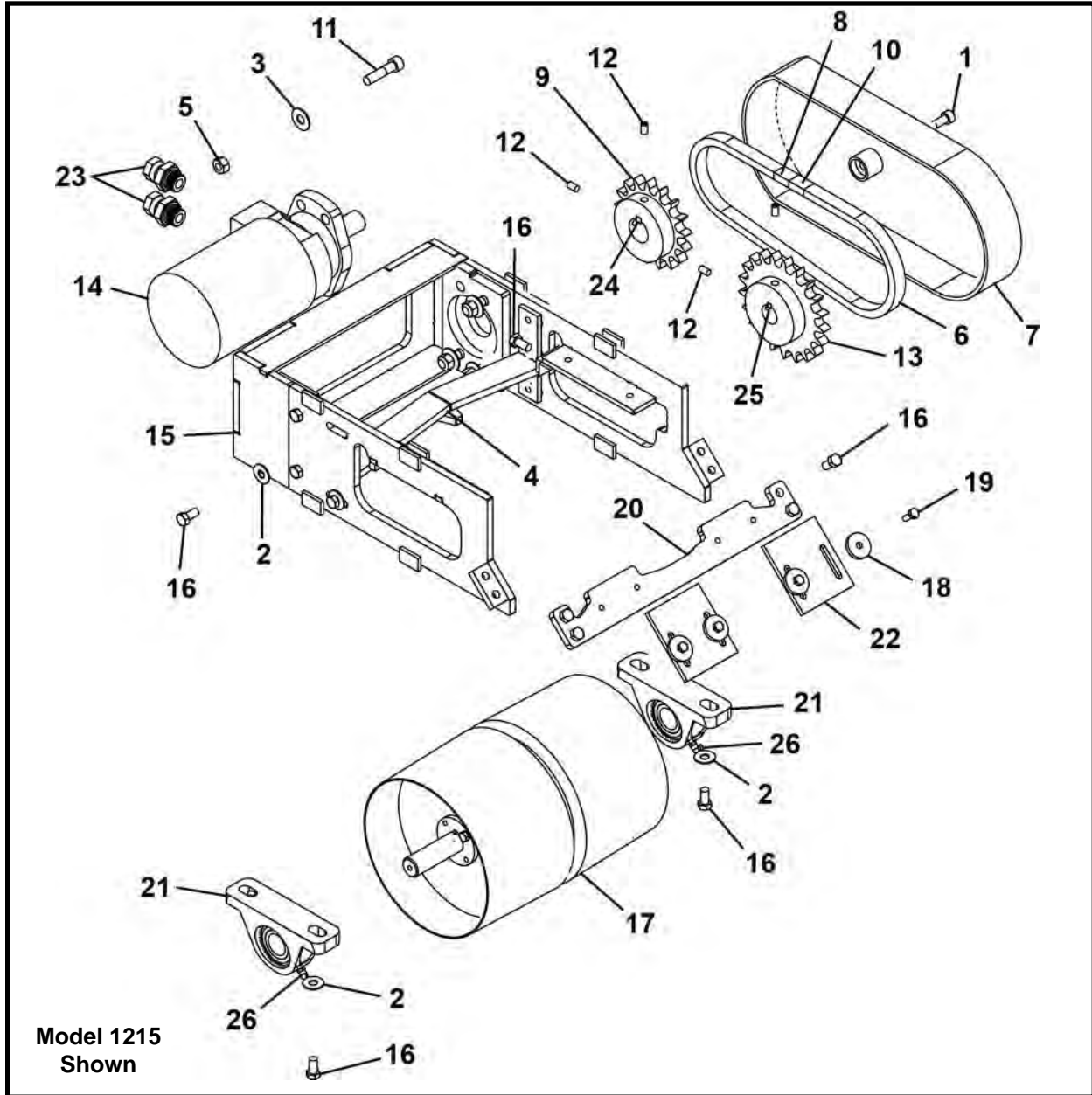


ITEM	QTY	PART NO.	DESCRIPTION
0	1	027219A00	GUIDE, Drive Frame Spoils - Rear
1	1	027133P00	STRIP, Drive Frame Spoils Wear
2	1	027218P00	SUPPORT BAR, Drive Frame Spoils
3	9	P0040-004	WASHER, Hardened Flat 1/4
4	1	027247P00	BRACKET, Drive Frame Wear Strip
5	9	P0001-04-003	BOLT, Hex 1/4 UNC x .75
6	18	P0011-004B	NUT, Weld 1/4 UNC
7	1	027132P00	HINGE, Drive Frame Spoils Guide

DRIVE MOTOR & ROLLER ASSEMBLY

1015 - 1215 - 1615 BELT CONVEYORS

1015 SN F27200F00-01-07; 1215 SN F27350F00-01-28; 1615 SN F27250F00-01-38



ITEM	QTY	1015 PART NO.	1215 PART NO.	1615 PART NO.	DESCRIPTION
0	1	027204A00	027354A00	027254A00	ASSEMBLY, Drive Motor & Roller
1	1	P0031-06-003	P0031-06-003	P0031-06-003	SCREW, Socket Head Cap 3/8 UNC x .75
2	8	P0040-006	P0040-006	P0040-006	WASHER, Hardened Flat 3/8
3	4	P0040-007	P0040-007	P0040-007	WASHER, Hardened Flat 7/16
4	1	027206A00	027356A00	027256A00	SCRAPER, Internal Drive Roller
5	4	P0003-07-000	P0003-07-000	P0003-07-000	NUT, 7/16 UNC
6	36	P0078-002	P0078-002	P0078-002	CHAIN, Roller #60 x 35
7	1	001429A00	001429A00	001429A00	COVER, Conveyor Chain
8	1	P0078-008	P0078-008	P0078-008	LINK, Connect #60
9	1	001399P00	001399P00	001399P00	SPROCKET, Drive 17 Teeth
10	1	P0078-005	P0078-005	P0078-005	LINK, Half #60
11	4	P0031-07-007	P0031-07-007	P0031-07-007	SCREW, Socket Head Cap 7/16 UNC x 1.75

DRIVE MOTOR & ROLLER ASSEMBLY

1015 - 1215 - 1615 BELT CONVEYORS

1015 SN F27200F00-01-07; 1215 SN F27350F00-01-28; 1615 SN F27250F00-01-38

ITEM	QTY	1015	1215	1615	DESCRIPTION
		PART NO.	PART NO.	PART NO.	
12	4	P0033-05-005	-	-	SCREW, Socket Head Set 5/16 UNC x .3125
12	4	-	P0033-05-008	P0033-05-008	SCREW, Socket Head Set 5/16 UNC x .5
13	1	001398P00	001398P00	001398P00	SPROCKET
14*	1	P0304-157	P0304-157	P0304-157	MOTOR
15	1	027205A00	027355A00	027255A00	FRAME, Drive Motor
16	14	P0001-06-003	P0001-06-003	P0001-06-003	BOLT, Hex 3/8 UNC x .75
17	1	001233A00	001232A00	001969A00	ROLLER, Drive
18	4	002624P00	002624P00	002624P00	WASHER
19	4	P0001-04-005	-	-	BOLT, Hex 1/4 UNC x 1.25
19	4	-	P0001-04-003	P0001-04-003	BOLT, Hex 1/4 UNC x .75
20	1	027233P00	027383P00	027283P00	SCRAPER, External
21	2	P0065-014	P0065-014	P0065-014	BEARING
22	2	027235P00	027385P00	027285P00	SCRAPER, External Belt
23	2	P0300-094	P0300-094	P0300-094	FITTING, 10MB-08FPX
24	1.25 LI	P0047-004	P0047-004	P0047-004	KEY, 5/16
25	1.25 LI	P0047-003	P0047-003	P0047-003	KEY, 1/4
26	2	P0063-003	P0063-003	P0063-003	FITTING, Grease 1/4 90 Deg.

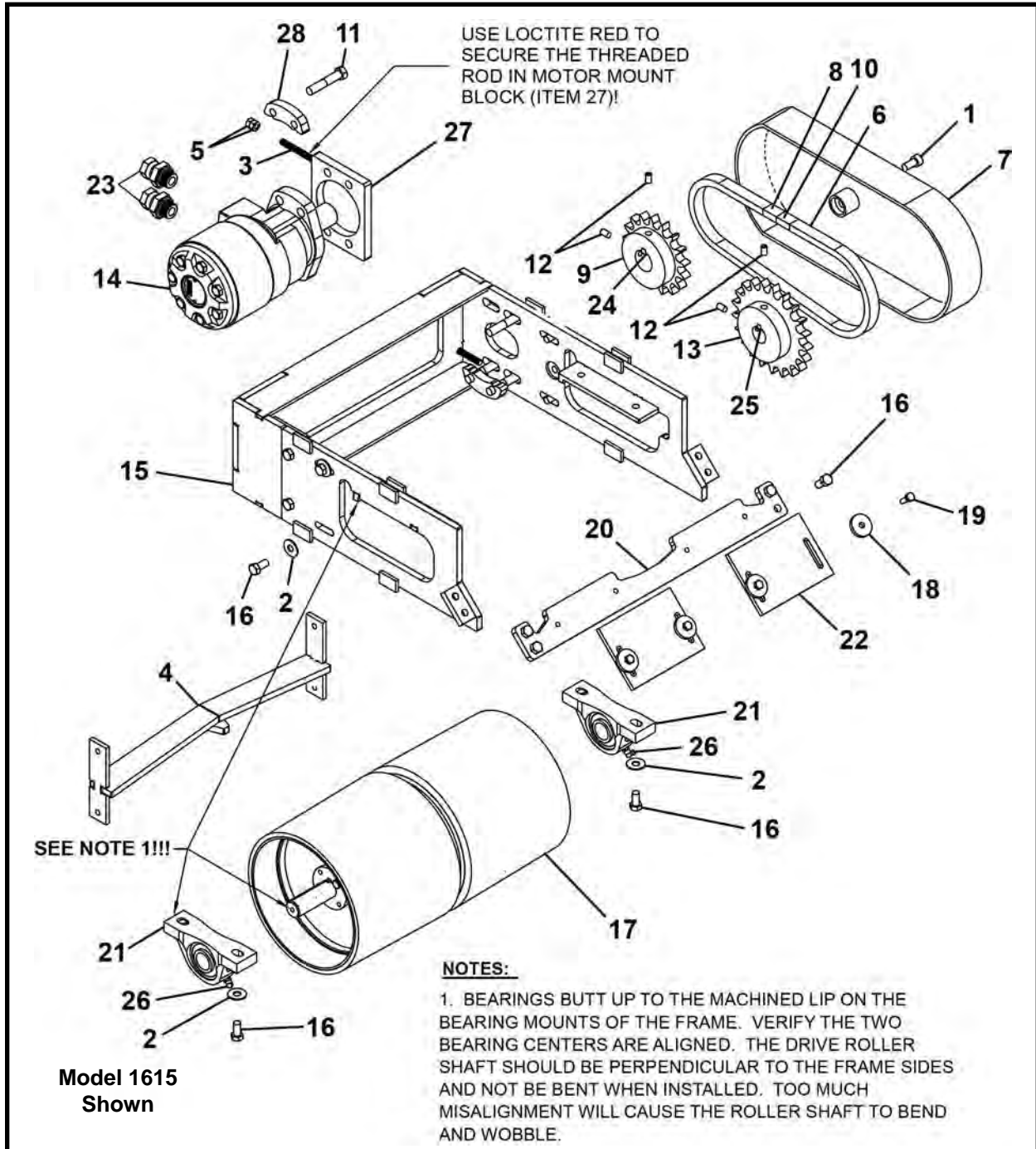
LI - Linear Inch

* Refer to Section 8, Motors for parts information.

DRIVE MOTOR & ROLLER ASSEMBLY

1015 - 1215 - 1615 BELT CONVEYORS

1015 SN F27200F00-08 & After; 1215 SN F27350F00-029 & After; 1615 SN F27250F00-39 & After



ITEM	QTY	1015 PART NO.	1215 PART NO.	1615 PART NO.	DESCRIPTION
0	1	031867A	031864A	031857A	ASSEMBLY, Drive Motor & Roller
1	1	P0031-06-003	P0031-06-003	P0031-06-003	SCREW, Socket Head Cap 3/8 UNC x .75
2	8	P0040-006	P0040-006	P0040-006	WASHER, Hardened Flat 3/8
3	2	P0033-05-048	P0033-05-048	P0033-05-048	SCREW, Set 5/16 UNC x 3
4	1	027206A00	027356A00	027256A00	SCRAPER, Internal Drive Roller
5	4	P0003-05-000	P0003-05-000	P0003-05-000	NUT, 5/16 UNC
6	36	P0078-002	P0078-002	P0078-002	CHAIN, Roller #60 x 35
7	1	001429A00	001429A00	001429A00	COVER, Conveyor Chain

DRIVE MOTOR & ROLLER ASSEMBLY

1015 - 1215 - 1615 BELT CONVEYORS

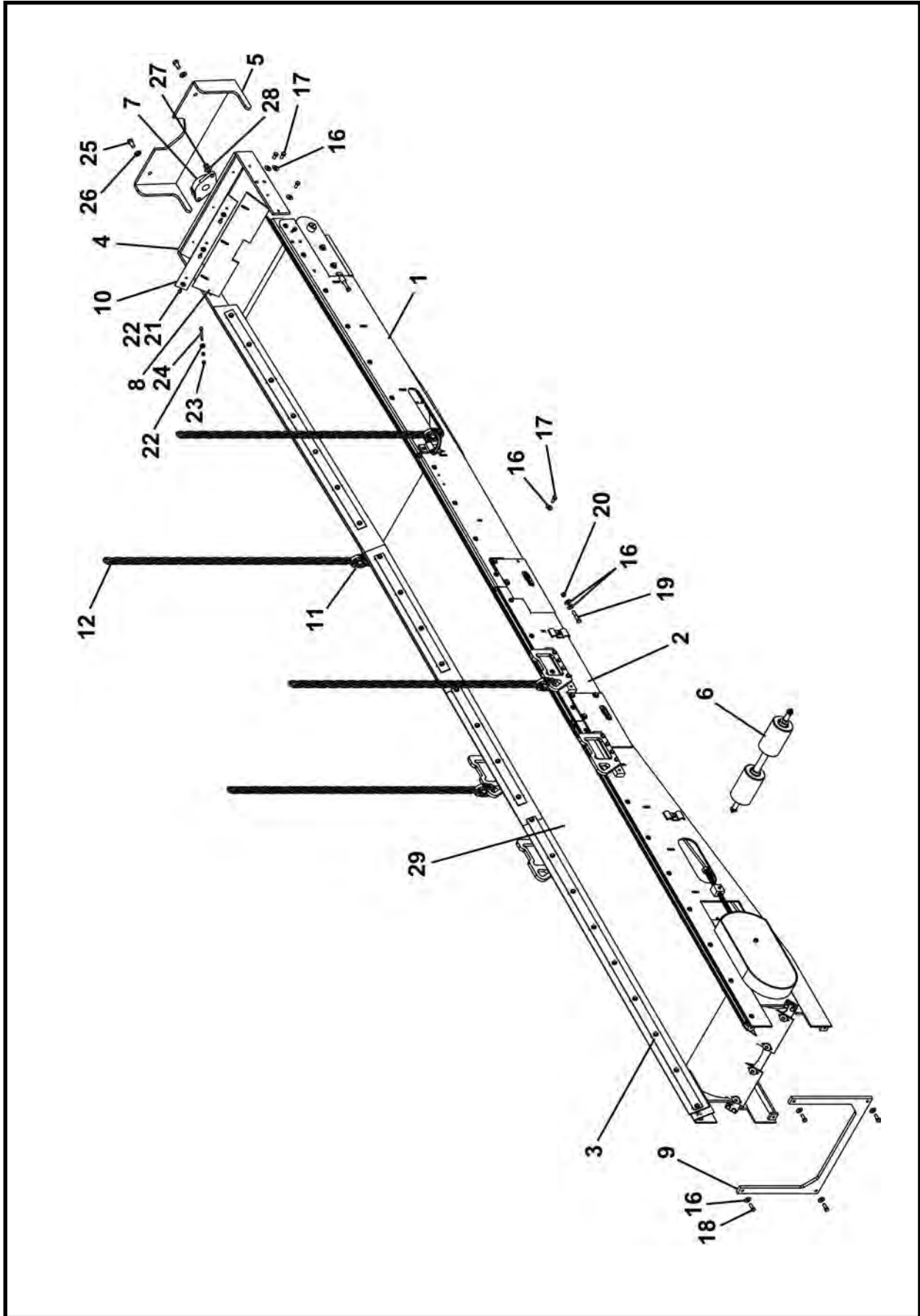
1015 SN F27200F00-08 & After; 1215 SN F27350F00-029 & After; 1615 SN F27250F00-39 & After

ITEM	QTY	1015			1215			1615			DESCRIPTION
		PART NO.	PART NO.	PART NO.	PART NO.	PART NO.	PART NO.	PART NO.	PART NO.		
8	1	P0078-008	P0078-008	P0078-008	P0078-008	P0078-008	P0078-008	P0078-008	P0078-008	LINK, Connect #60	
9	1	001399P00	001399P00	001399P00	001399P00	001399P00	001399P00	001399P00	001399P00	SPROCKET, Drive 17 Teeth	
10	1	P0078-005	P0078-005	P0078-005	P0078-005	P0078-005	P0078-005	P0078-005	P0078-005	LINK, Half #60	
11	4	P0031-07-009	P0031-07-009	P0031-07-009	P0031-07-009	P0031-07-009	P0031-07-009	P0031-07-009	P0031-07-009	SCREW, Socket Head Cap 7/16 UNC x 2.25	
12	4	P0033-05-008	P0033-05-008	P0033-05-008	P0033-05-008	P0033-05-008	P0033-05-008	P0033-05-008	P0033-05-008	SCREW, Socket Head Set 5/16 UNC x .5	
13	1	001398P00	001398P00	001398P00	001398P00	001398P00	001398P00	001398P00	001398P00	SPROCKET	
14.1*	1	P0304-157	P0304-157	P0304-157	P0304-157	P0304-157	P0304-157	P0304-157	P0304-157	MOTOR (with four bolt mounting flange)	
14.2*	1	P0304-371	P0304-371	P0304-371	P0304-371	P0304-371	P0304-371	P0304-371	P0304-371	MOTOR (with two bolt mounting flange)	
15	1	031868A	031865A	031865A	031860A	031860A	031860A	031860A	031860A	FRAME, Drive Motor	
16	12	P0001-06-003	P0001-06-003	P0001-06-003	P0001-06-003	P0001-06-003	P0001-06-003	P0001-06-003	P0001-06-003	BOLT, Hex 3/8 UNC x .75	
17	1	031885A	031883A	031883A	031880A	031880A	031880A	031880A	031880A	ROLLER, Drive	
18	4	002624P00	002624P00	002624P00	002624P00	002624P00	002624P00	002624P00	002624P00	WASHER	
19	4	P0001-04-003	P0001-04-003	P0001-04-003	P0001-04-003	P0001-04-003	P0001-04-003	P0001-04-003	P0001-04-003	BOLT, Hex 1/4 UNC x .75	
20	1	027233P00	027383P00	027383P00	027283P00	027283P00	027283P00	027283P00	027283P00	SCRAPER, External	
21	2	P0065-014	P0065-014	P0065-014	P0065-014	P0065-014	P0065-014	P0065-014	P0065-014	BEARING	
22	2	027235P00	027385P00	027385P00	027285P00	027285P00	027285P00	027285P00	027285P00	SCRAPER, External Belt	
23.1	2	P0300-094	P0300-094	P0300-094	P0300-094	P0300-094	P0300-094	P0300-094	P0300-094	FITTING, 10MB-08FPX (for 4 bolt flange motor)	
23.2	2	P0300-165	P0300-165	P0300-165	P0300-165	P0300-165	P0300-165	P0300-165	P0300-165	FITTING, 10MB-08FPX45 (for 2 bolt flange motor)	
24	1.25 LI	P0047-004	P0047-004	P0047-004	P0047-004	P0047-004	P0047-004	P0047-004	P0047-004	KEY, 5/16	
25	1.25 LI	P0047-003	P0047-003	P0047-003	P0047-003	P0047-003	P0047-003	P0047-003	P0047-003	KEY, 1/4	
26	2	P0063-003	P0063-003	P0063-003	P0063-003	P0063-003	P0063-003	P0063-003	P0063-003	FITTING, Grease 1/4 90 Deg.	
27	1	031858P	031858P	031858P	031858P	031858P	031858P	031858P	031858P	MOUNT, Motor	
28	2	031859P	031859P	031859P	031859P	031859P	031859P	031859P	031859P	PAD, Motor Bolt	

LI - Linear Inch

* Refer to Section 8, Motors for parts information.

BELT CONVEYOR, F32015F
2015 BELT CONVEYOR

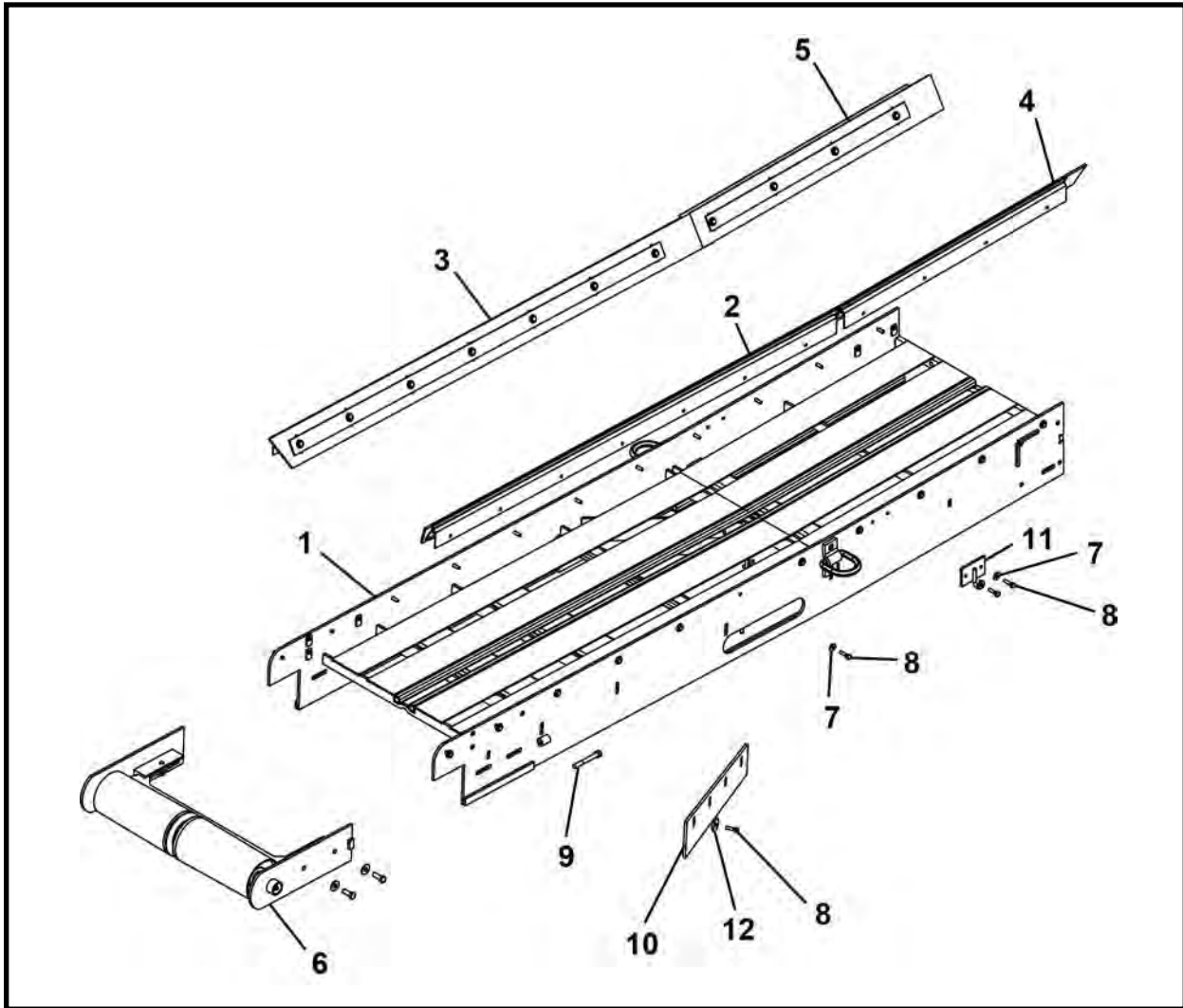


BELT CONVEYOR, F32015F
2015 BELT CONVEYOR

ITEM	QTY	PART NO.	DESCRIPTION
0	1	F32015F	CONVEYOR, Belt
1*	1	032038A	FEED FRAME ASSEMBLY
2*	1	032034A	EXTENSION FRAME ASSEMBLY
3*	1	032016A	DRIVE FRAME ASSEMBLY
4	1	032053A	MOUNT, Nose Bearing
5	1	032051A	GUARD, Dirt
6*	2	032018A	ASSEMBLY, Idler Roller
7	1	P0065-017	BEARING, Conveyor End Pivot
8	1	032056P	SCRAPER, External Belt
9	1	032057P	SUPPORT, Drive Frame End
10	1	032064P	RETAINER, Feed Belting
11	4	P0098-010	3/8" HAMMERLOCK ALLOY LINK
12	4	P0094-003-060	CHAIN, 3/8 #60
13	2	A10320A-132	HOSE ASSEMBLY, 1/2 x 132
14	1	P0100-004A	COUPLER, Female
15	1	P0100-004B	COUPLER, Male
16	34	P0040-006	WASHER, Hardened Flat 3/8
17	22	P0001-06-003	BOLT, Hex 3/8 UNC x .75
18	4	P0001-06-004	BOLT, Hex 3/8 UNC x 1
19	4	P0001-06-008	BOLT, Hex 3/8 UNC x 2
20	4	P0003-06-000	NUT, Hex 3/8
21	3	P0001-04-003	BOLT, Hex 1/4 UNC x .75
22	5	P0040-004	WASHER, Hardened Flat 1/4
23	4	P0003-04-000	NUT, Hex 1/4
24	2	P0001-04-012	BOLT, Hex 1/4 UNC x 3
25	2	P0001-08-004	BOLT, Hex 1/2 UNC x 1
26	2	P0040-008	WASHER, Hardened Flat 1/2
27	2	P0001-07-004	BOLT, Hex 7/16 UNC x 1
28	2	P0040-007	WASHER, Hardened Flat 7/16
29	1	P0067-064	BELTING, 20" x 29' 8"

* Refer to this section for parts information.

FEED FRAME ASSEMBLY, 032038A
2015 CONVEYOR

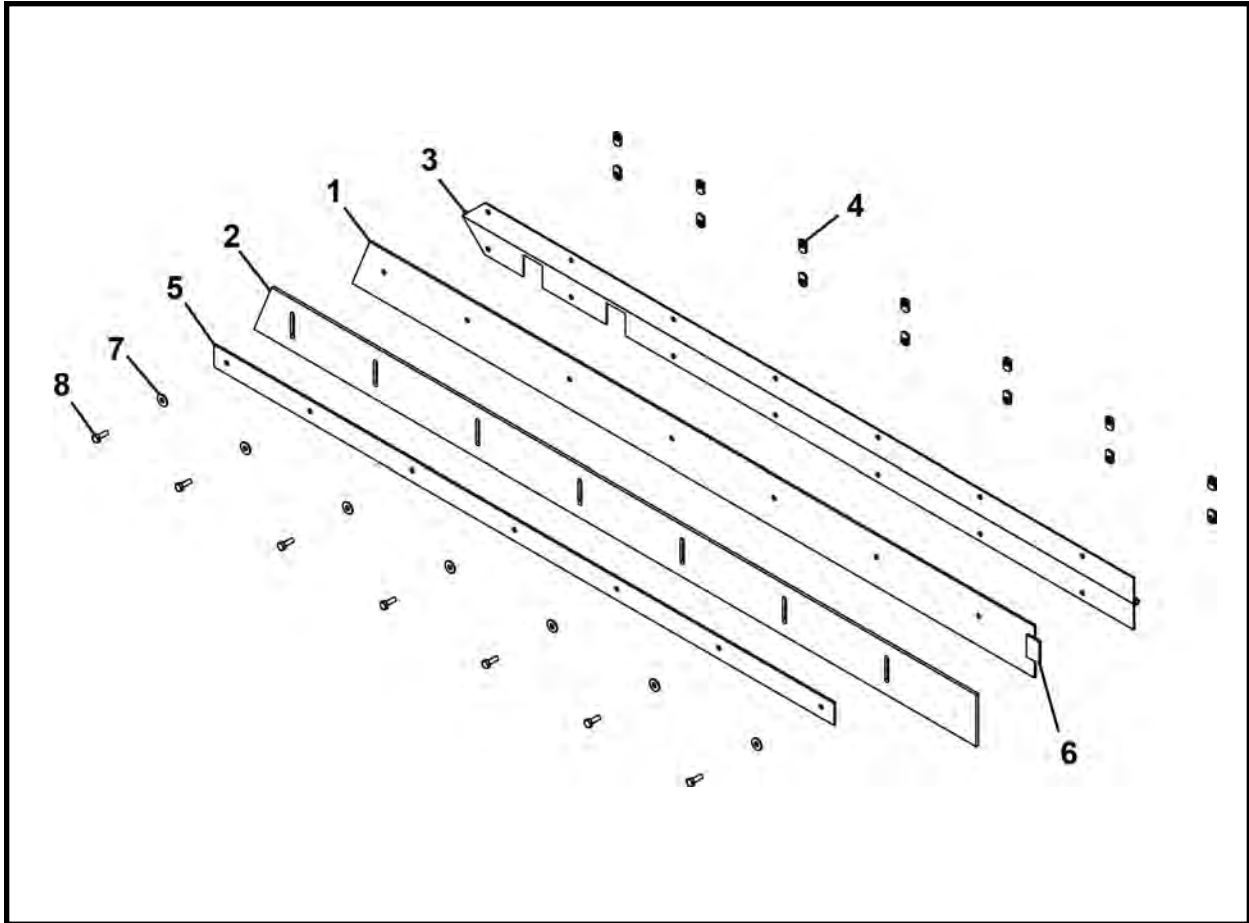


ITEM	QTY	PART NO.	DESCRIPTION
0	1	032038A00	ASSEMBLY, Feed Frame
1	1	032039A00	WELDMENT, Feed Frame (Includes items 1a-1c)
1a	2	001496P00	NUT, Adjustment
1b	14	P0011-006C	NUT, Tab 3/8 UNC
1c	2	P0079-003	D-RING, 1/2
2*	1	027137A00	ASSEMBLY, Feed Frame Spoils Guide - Left Front
3*	1	027221A00	ASSEMBLY, Feed Frame Spoils Guide - Right Front
4*	1	027265A00	ASSEMBLY, Feed Frame Spoils Guide - Left Rear
5*	1	027266A00	ASSEMBLY, Feed Frame Spoils Guide - Right Rear
6*	1	032046A	ASSEMBLY, Tail Roller
7	24	P0040-004	WASHER, Hardened Flat 1/4
8	32	P0001-04-003	BOLT, Hex 1/4 UNC x 3/4
9	2	P0034-06-012	SCREW, Square Head Set 3/8-16 UNC x 3
10	2	032045P	SCRAPER, Inner Belt
11	1	005436A00	PLATE, Hook
12	8	002624P00	WASHER, Dirt Paddle

* Refer to this section for parts information.

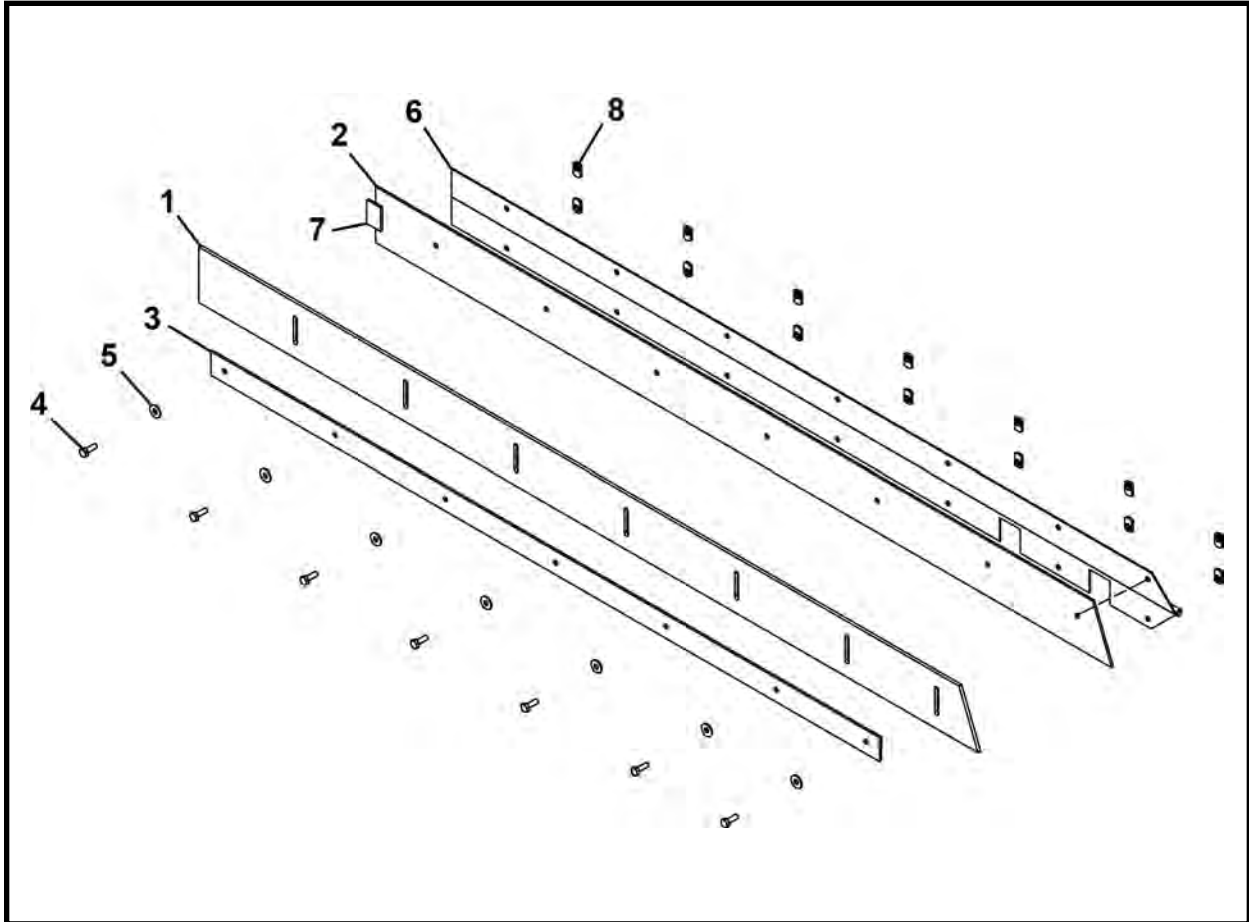
NOTES

FEED FRAME SPOILS GUIDE ASSEMBLY - LEFT FRONT, 027137A00
2015 CONVEYOR



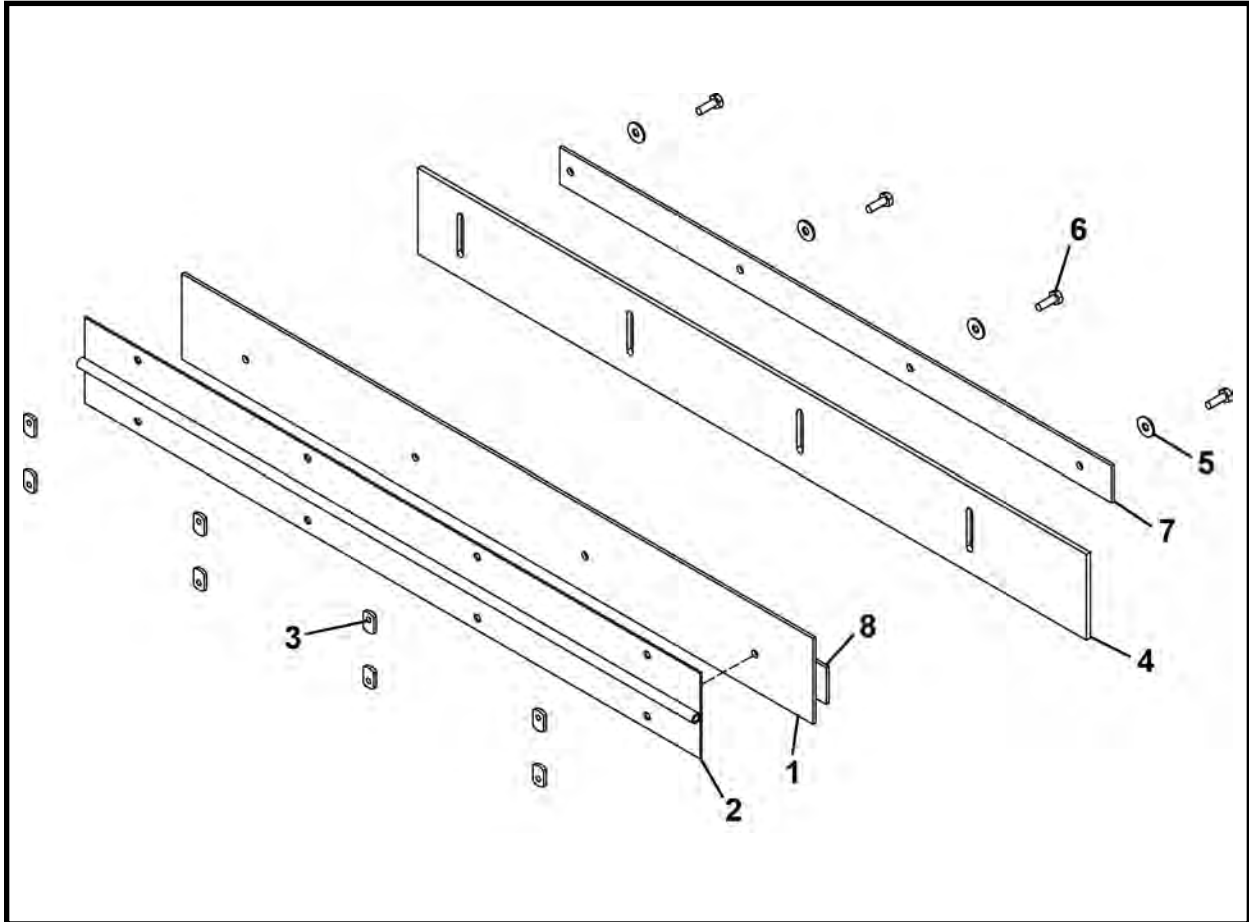
ITEM	QTY	PART NO.	DESCRIPTION
0	1	027137A00	ASSEMBLY, Feed Frame Spoils Guide - Left Front
1	1	027139P00	SUPPORT BAR, Feed Frame Spoils
2	1	027140P00	STRIP, Wear, Feed Frame Spoils
3	1	027138P00	HINGE, Feed Frame Spoils
4	14	P0011-004B	NUT, Weld 1/4 UNC
5	1	027248P00	BRACKET, Feed Frame Wear Strip
6	1	027216P00	TAB, Feed Frame Support Bar
7	7	P0040-004	WASHER, Hardened Flat 1/4
8	7	P0001-04-003	BOLT, Hex 1/4 UNC x .75

**FEED FRAME SPOILS GUIDE ASSEMBLY - RIGHT FRONT, 027221A00
2015 CONVEYOR**



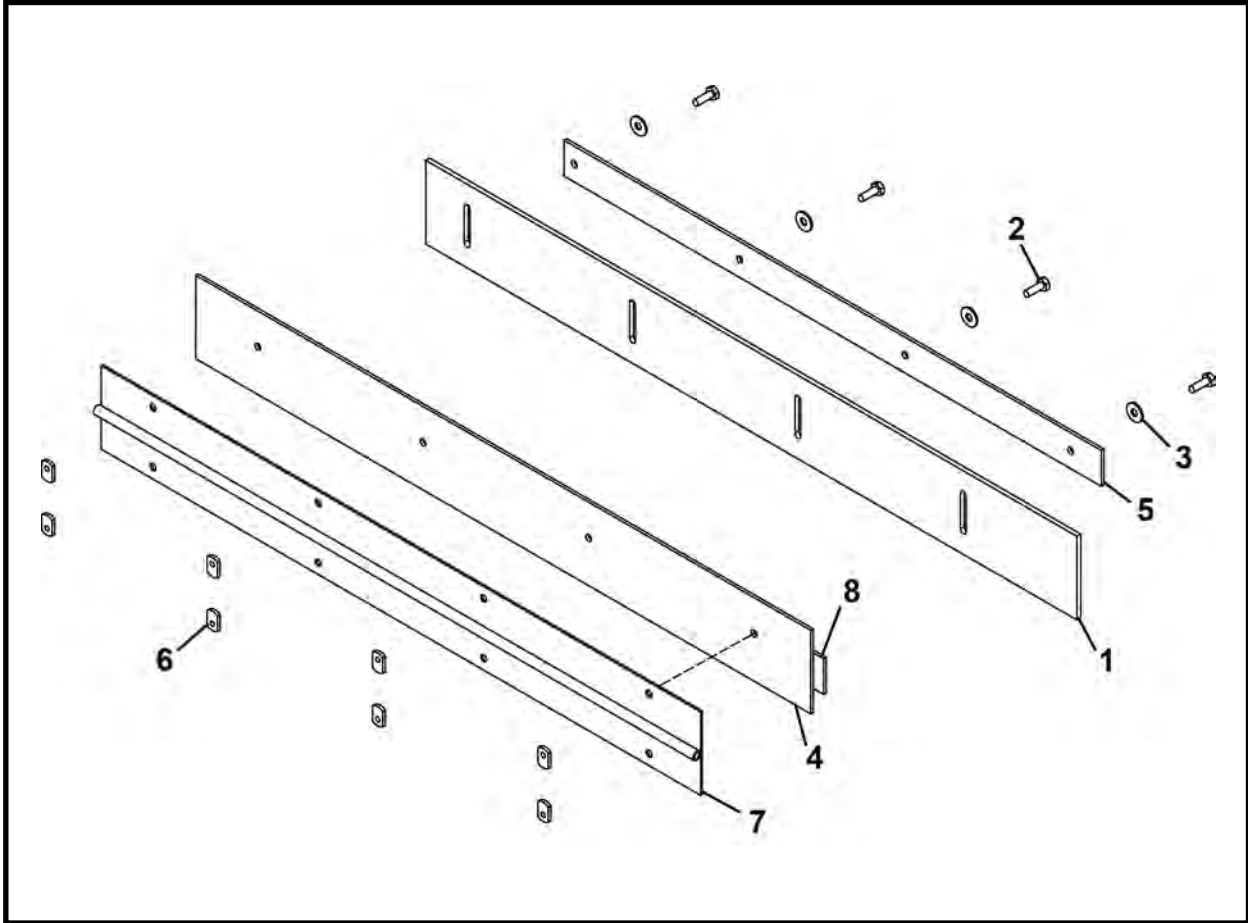
ITEM	QTY	PART NO.	DESCRIPTION
0	1	027221A00	ASSEMBLY, Feed Frame Spoils Guide - Right Front
1	1	027140P00	STRIP, Wear, Feed Frame Spoils
2	1	027139P00	SUPPORT BAR, Feed Frame Spoils - Right
3	1	027248P00	BRACKET, Feed Frame Wear Strip
4	7	P0001-04-003	BOLT, 1/4 UNC x .75
5	7	P0040-004	WASHER, Lock 1/4
6	1	027138P00	HINGE, Feed Frame Spoils
7	1	027216P00	TAB, Feed Frame Support Bar
8	14	P0011-004B	NUT, Weld 1/4 UNC

**FEED FRAME SPOILS GUIDE ASSEMBLY - LEFT REAR, 027265A00
2015 CONVEYOR**



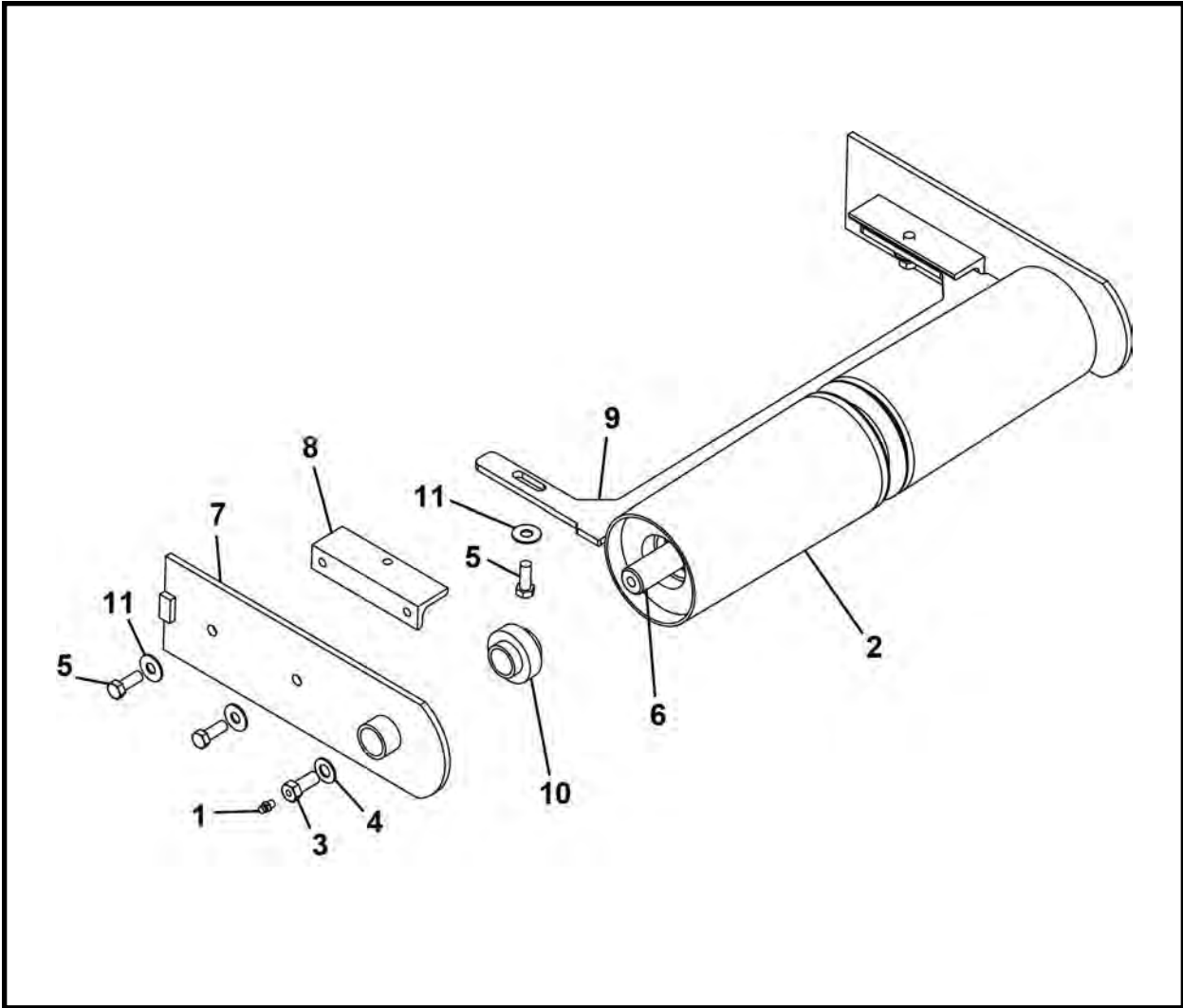
ITEM	QTY	PART NO.	DESCRIPTION
0	1	027265A00	ASSEMBLY, Feed Frame Spoils Guide - Left Rear
1	1	027217P00	SUPPORT BAR, Feed Frame Spoils - Left
2	1	027135P00	HINGE, Short Spoils Guide
3	8	P0011-004B	NUT, Weld 1/4 UNC
4	1	027136P00	STRIP, Short Spoils Guide Wear
5	4	P0040-004	WASHER, Hardened Flat 1/4
6	4	P0001-04-003	BOLT, 1/4 UNC x 3/4
7	1	027249P00	BRACKET, Short Spoils Wear Strip
8	1	027216P00	TAB, Feed Frame Support Bar

FEED FRAME SPOILS GUIDE ASSEMBLY - RIGHT REAR, 027266A00
2015 CONVEYOR



ITEM	QTY	PART NO.	DESCRIPTION
0	1	027266A00	ASSEMBLY, Feed Frame Spoils Guide - Right Rear
1	1	027136P00	STRIP, Short Spoils Guide Wear
2	4	P0001-04-003	BOLT, 1/4 UNC x .75
3	4	P0040-004	WASHER, Hardened Flat 1/4
4	1	027217P00	SUPPORT BAR, Feed Frame Spoils - Right
5	1	027249P00	BRACKET, Short Spoils Wear Strip
6	8	P0011-004B	NUT, Weld 1/4 UNC
7	1	027135P00	HINGE, Short Spoils Guide
8	1	027216P00	TAB, Feed Frame Support Bar

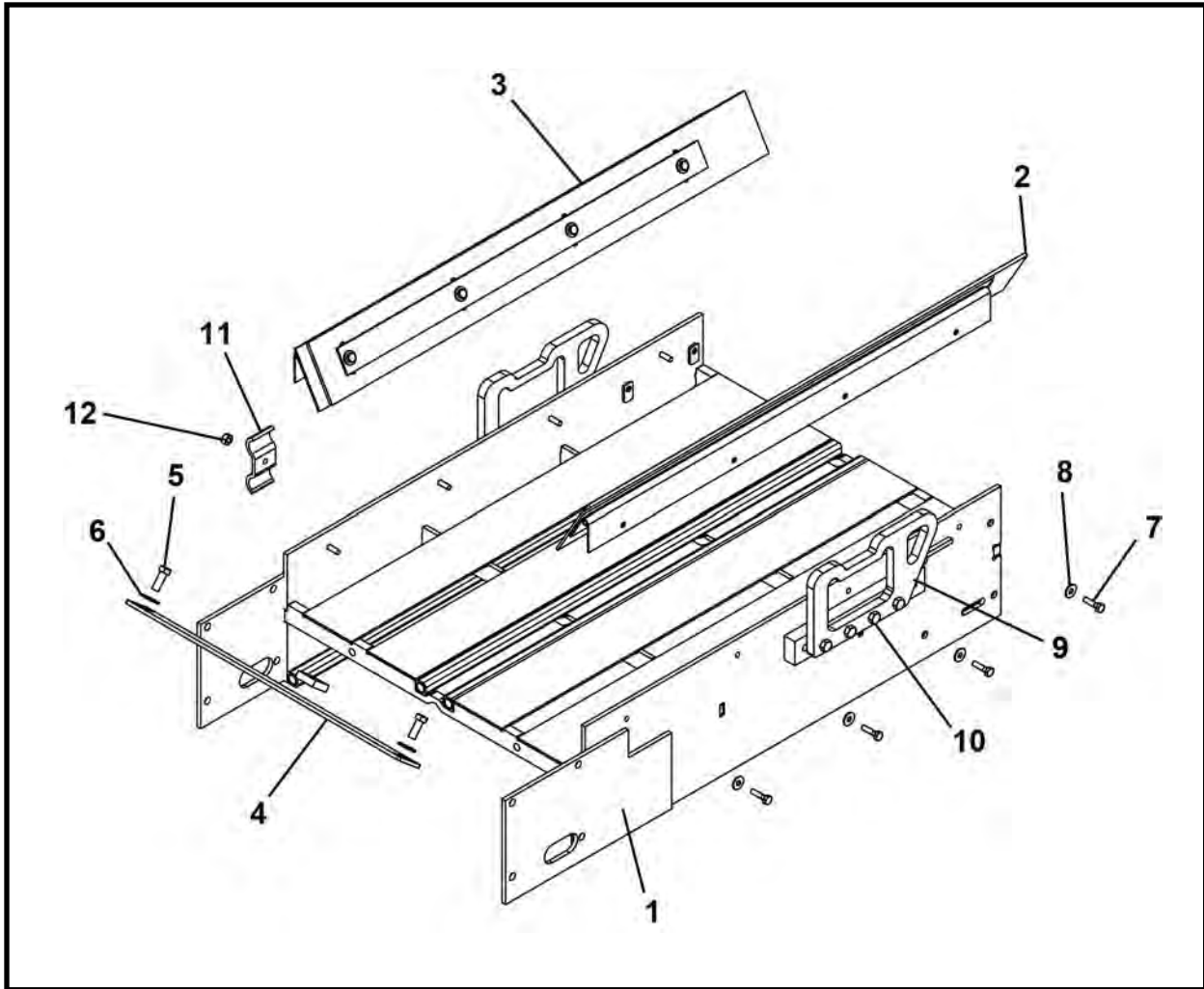
TAIL ROLLER ASSEMBLY, 032046A
2015 CONVEYOR



ITEM	QTY	PART NO.	DESCRIPTION
0	1	032046A	TAIL ROLLER ASSEMBLY
1	2	P0063-001	FITTING, Grease 1/4-28 Straight
2	1	032047A	ROLLER, Tail
3	2	002386P01	BOLT, Grease
4	2	P0040-007	WASHER, Hardened Flat 7/16
5	6	P0001-06-003	BOLT, Hex 3/8 UNC x .75
6	1	032049P	SHAFT, Front Roller
7	2	027109A00	BRACKET, Mounting
8	2	027130P00	SCRAPER, Mount
9	1	032050P	SCRAPER, Front Roller
10	2	P0065-006	SEAL, Bearing Double
11	6	P0040-006	WASHER, Hardened Flat 3/8

Note: Remove seal on inside half of bearings (item 10).

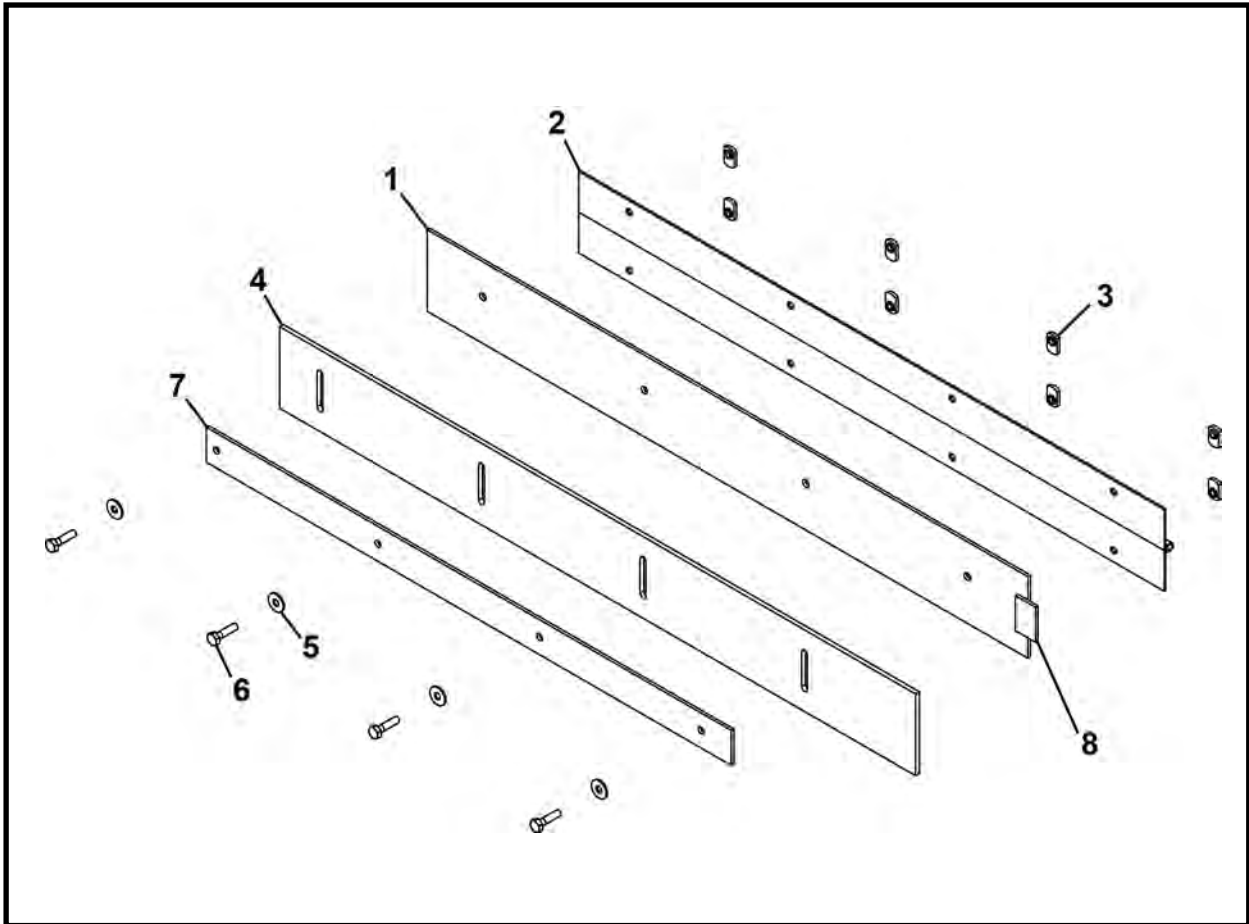
EXTENSION FRAME ASSEMBLY, 032034A00
2015 CONVEYOR - EXTENSION



ITEM	QTY	PART NO.	DESCRIPTION
0	1	032034A	EXTENSION FRAME ASSEMBLY
1	1	032035A	FRAME, Extension (Includes items 1a-1c)
1a	2	P0011-006A	NUT, Strut Square 3/8
1b	8	P0011-006C	NUT, Tab 3/8 UNC
1c	1	P0001-05-003	BOLT, Hex 5/16 UNC x .75
2*	1	027134A00	GUIDE, Short Spoils - Front
3*	1	027267A00	GUIDE, Short Spoils - Rear
4	1	032017P	SCRAPER, Idler Roller
5	2	P0001-06-002	BOLT, Hex 3/8 UNC x .5
6	2	P0040-006	WASHER, Hardened Flat 3/8
7	8	P0001-04-003	BOLT, Hex 1/4 UNC x .75
8	8	P0040-004	WASHER, Hardened Flat 1/4
9	2	025344P	LIFT EYE
10	8	P0001-06-005	BOLT, Hex 3/8 UNC x 1.25
11	1	002269P01	CLAMP, Line
12	1	P0003-05-000	NUT, Hex 5/16

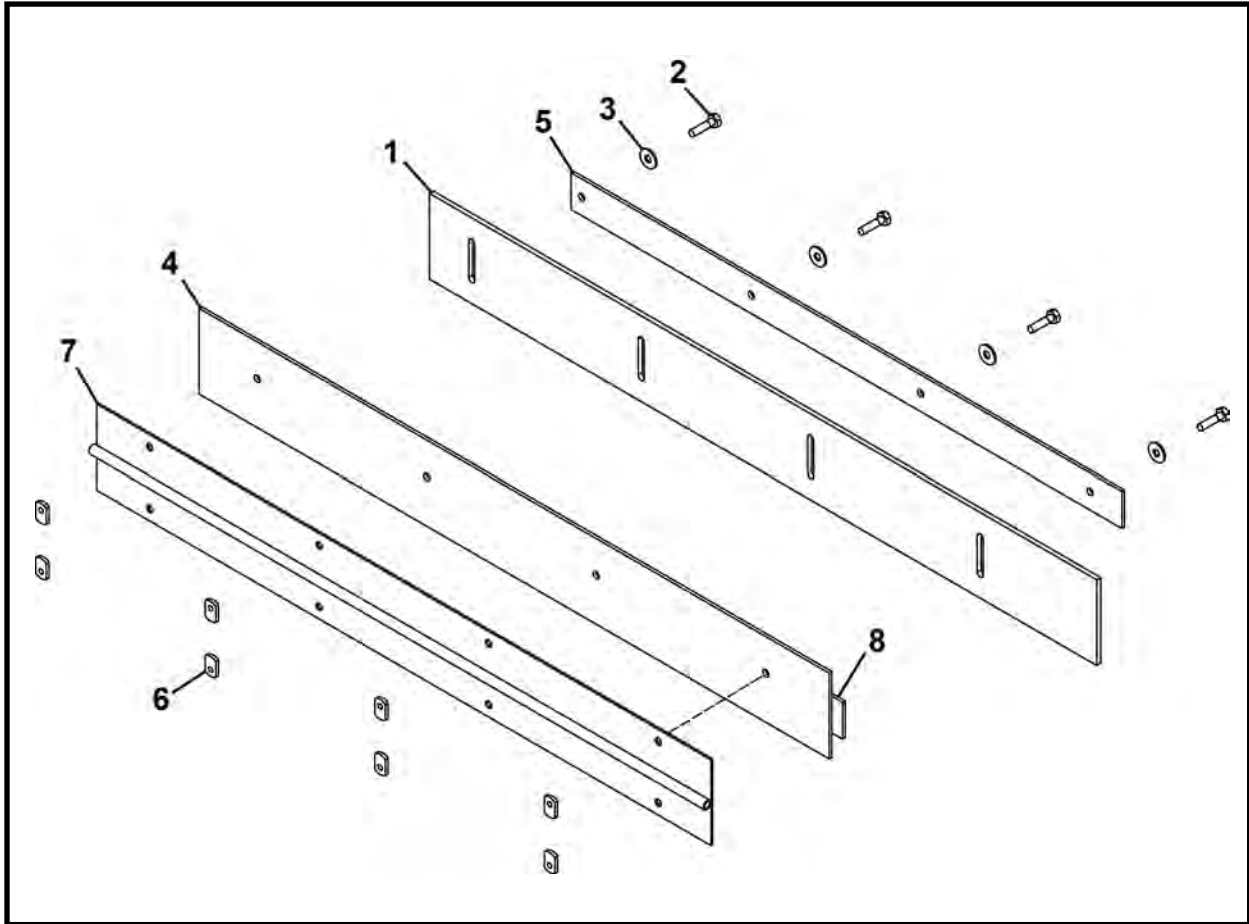
* Refer to this section for parts information.

SHORT SPOILS GUIDE ASSEMBLY - FRONT, 027134A00
2015 CONVEYOR - EXTENSION



ITEM	QTY	PART NO.	DESCRIPTION
0	1	027134A00	ASSEMBLY, Short Spoils Guide - Front
1	1	027217P00	SUPPORT BAR, Feed Frame Spoils - Left
2	1	027135P00	HINGE, Short Spoils Guide
3	8	P0011-004B	NUT, Weld 1/4 UNC
4	1	027136P00	STRIP, Short Spoils Guide Wear
5	4	P0040-004	WASHER, Hardened Flat 1/4
6	4	P0001-04-003	BOLT, Hex 1/4 UNC x .75
7	1	027249P00	BRACKET, Short Spoils Wear Strip
8	1	027216P00	TAB, Feed Frame Support Bar

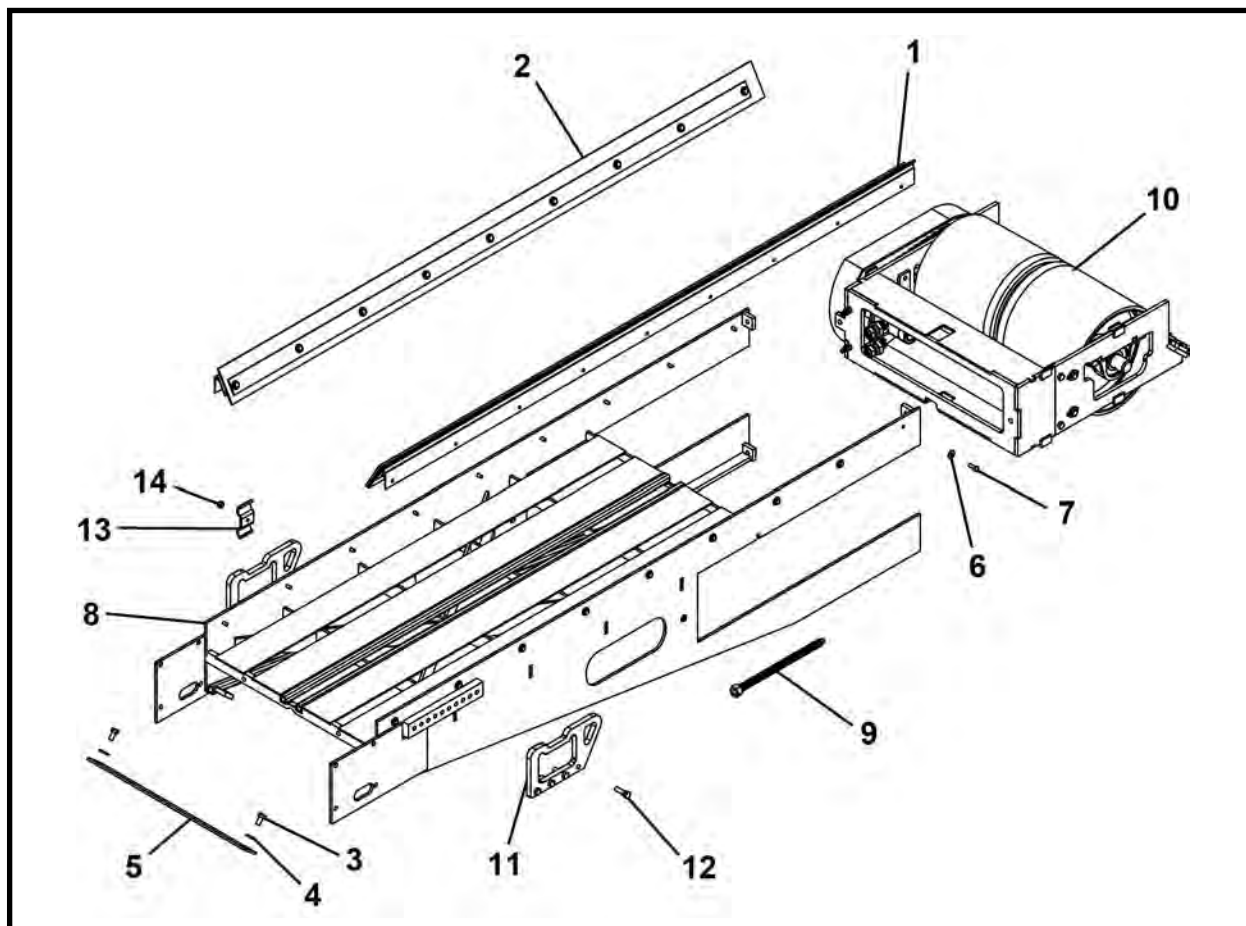
SHORT SPOILS GUIDE ASSEMBLY - REAR, 027267A00
2015 CONVEYOR - EXTENSION



ITEM	QTY	PART NO.	DESCRIPTION
0	1	027267A00	ASSEMBLY, Short Spoils Guide - Rear
1	1	027136P00	STRIP, Short Spoils Guide Wear
2	4	P0001-04-003	BOLT, Hex 1/4-20 UNC x 3/4
3	4	P0040-004	WASHER, Hardened Flat 1/4
4	1	027217P00	SUPPORT BAR, Feed Frame Spoils - Right
5	1	027249P00	BRACKET, Short Spoils Wear Strip
6	8	P0011-004B	NUT, Weld 1/4-20 UNC
7	1	027135P00	HINGE, Short Spoils Guide
8	1	027216P00	TAB, Feed Frame Support Bar

NOTES

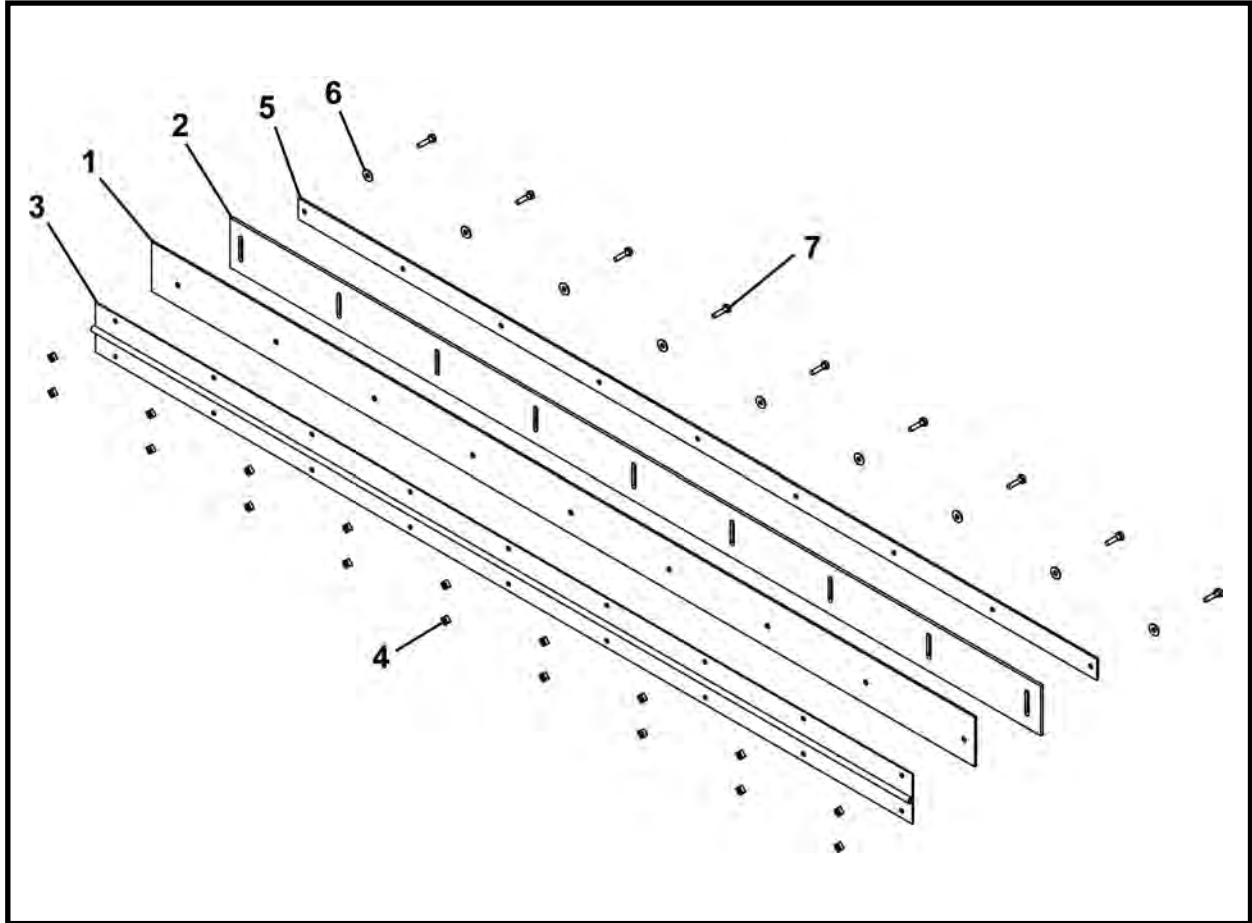
DRIVE FRAME ASSEMBLY, 032016A
2015 CONVEYOR



ITEM	QTY	PART NO.	DESCRIPTION
0	1	032016A	DRIVE FRAME ASSEMBLY
1*	1	027131A00	ASSEMBLY, Drive Frame Spoils Guide - Front
2*	1	027219A00	ASSEMBLY, Drive Frame Spoils Guide - Rear
3	2	P0001-06-003	BOLT, 3/8 UNC x .75
4	2	P0040-006	WASHER, Hardened Flat 3/8
5	1	032017P	SCRAPER, Idler Roller
6	18	P0040-004	WASHER, Hardened Flat 1/4
7	18	P0001-04-003	BOLT, 1/4 UNC x .75
8	1	032023A	WELDMENT, Drive Frame (Includes items 8a-8c)
8a	6	P0011-006A	NUT, Strut Square 3/8
8b	2	P0063-001	FITTING, Grease 1/4
8c	1	P0001-05-003	BOLT, Hex 5/16 UNC x .75
9	2	002824A01	WELDMENT, Adjusting Screw
10*	1	032029A	ASSEMBLY, Drive Motor Frame
11	2	025344P	LIFT EYE
12	8	P0001-06-005	BOLT, 3/8 UNC x 1.25
13	1	002269P01	CLAMP, Line
14	1	P0003-05-000	NUT, Hex 5/16

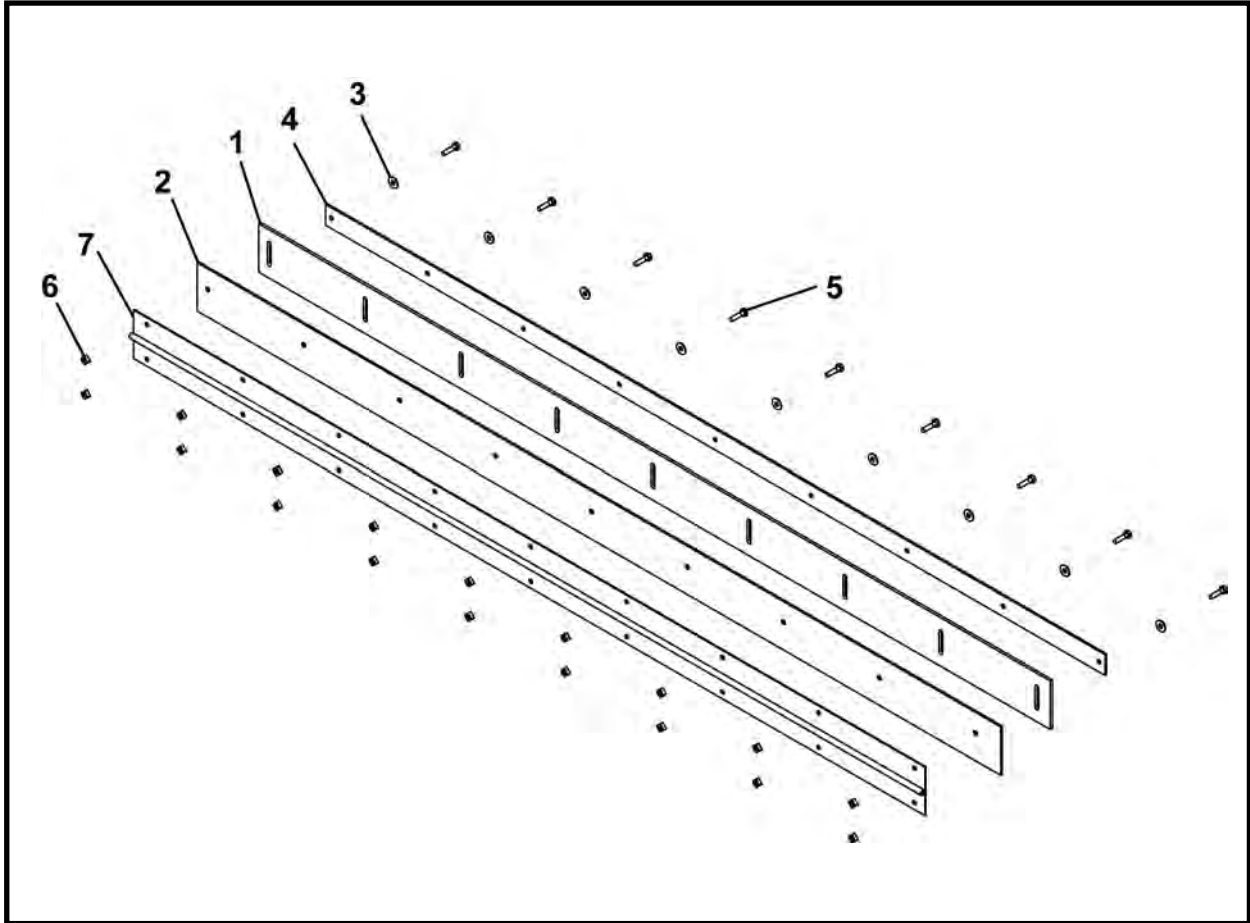
* Refer to this section for parts information.

DRIVE FRAME SPOILS GUIDE ASSEMBLY - FRONT, 027131A00
2015 CONVEYOR



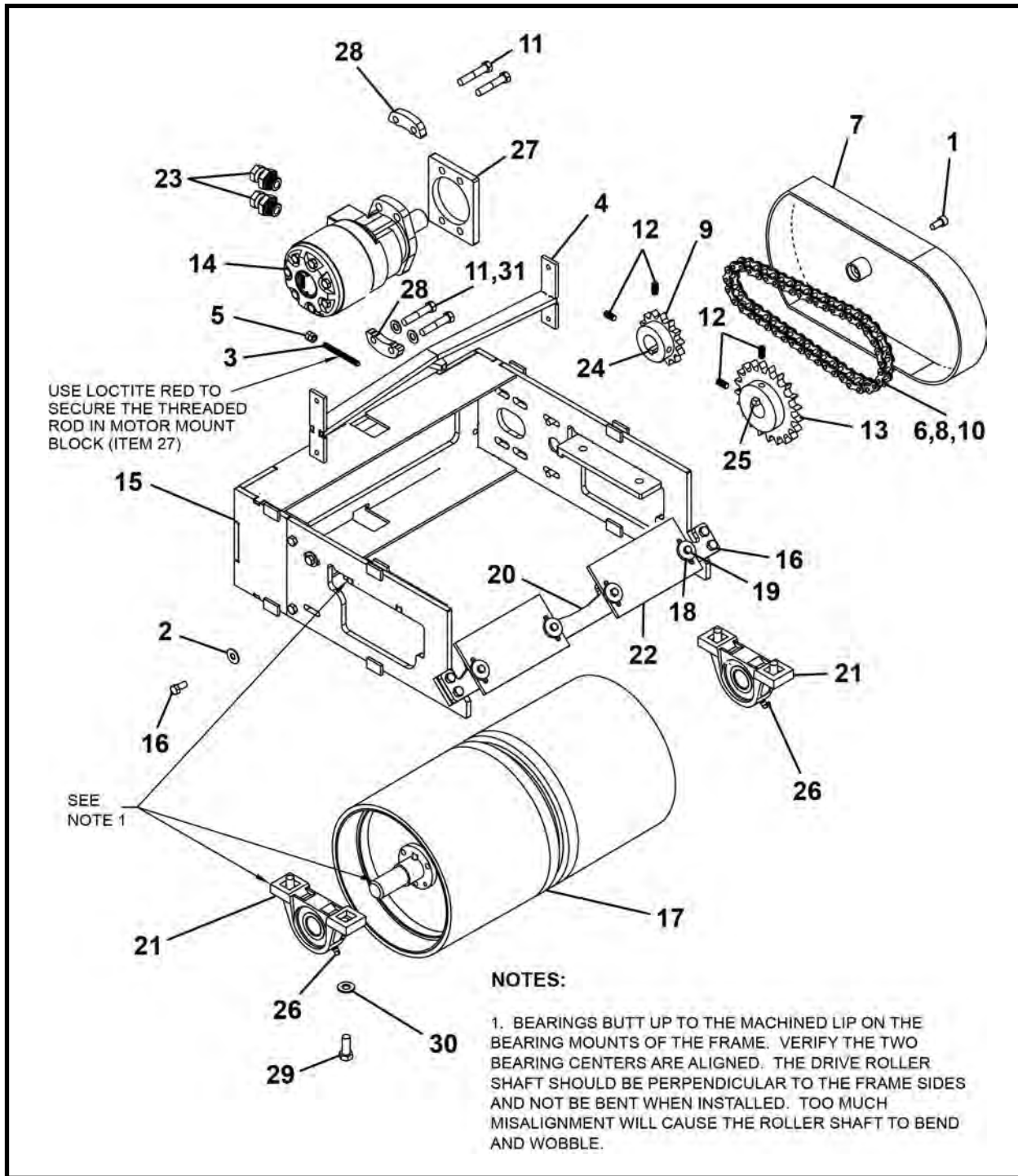
ITEM	QTY	PART NO.	DESCRIPTION
0	1	027131A00	DRIVE FRAME SPOILS GUIDE - Front
1	1	027218P00	SUPPORT BAR, Drive Frame Spoils
2	1	027133P00	STRIP, Feed Frame Spoils Wear
3	1	027132P00	HINGE, Drive Frame Spoils Guide
4	18	P0011-004B	NUT, Weld 1/4 UNC
5	1	027247P00	BRACKET, Drive Frame Wear Strip
6	9	P0040-004	WASHER, Hardened Flat 1/4
7	9	P0001-04-003	BOLT, 1/4 UNC x .75

DRIVE FRAME SPOILS GUIDE ASSEMBLY - REAR, 027219A00
2015 CONVEYOR



ITEM	QTY	PART NO.	DESCRIPTION
0	1	027219A00	DRIVE FRAME SPOILS GUIDE ASSEMBLY - Rear
1	1	027133P00	STRIP, Drive Frame Spoils Wear
2	1	027218P00	SUPPORT BAR, Drive Frame Spoils
3	9	P0040-004	BOLT, 1/4 UNC x .75
4	1	027247P00	BRACKET, Drive Frame Wear Strip
5	9	P0001-04-003	WASHER, Lock 1/4
6	18	P0011-004B	NUT, Weld 1/4 UNC
7	1	027132P00	HINGE, Drive Frame Spoils Guide

DRIVE MOTOR & ROLLER ASSEMBLY, 032029A
2015 CONVEYOR



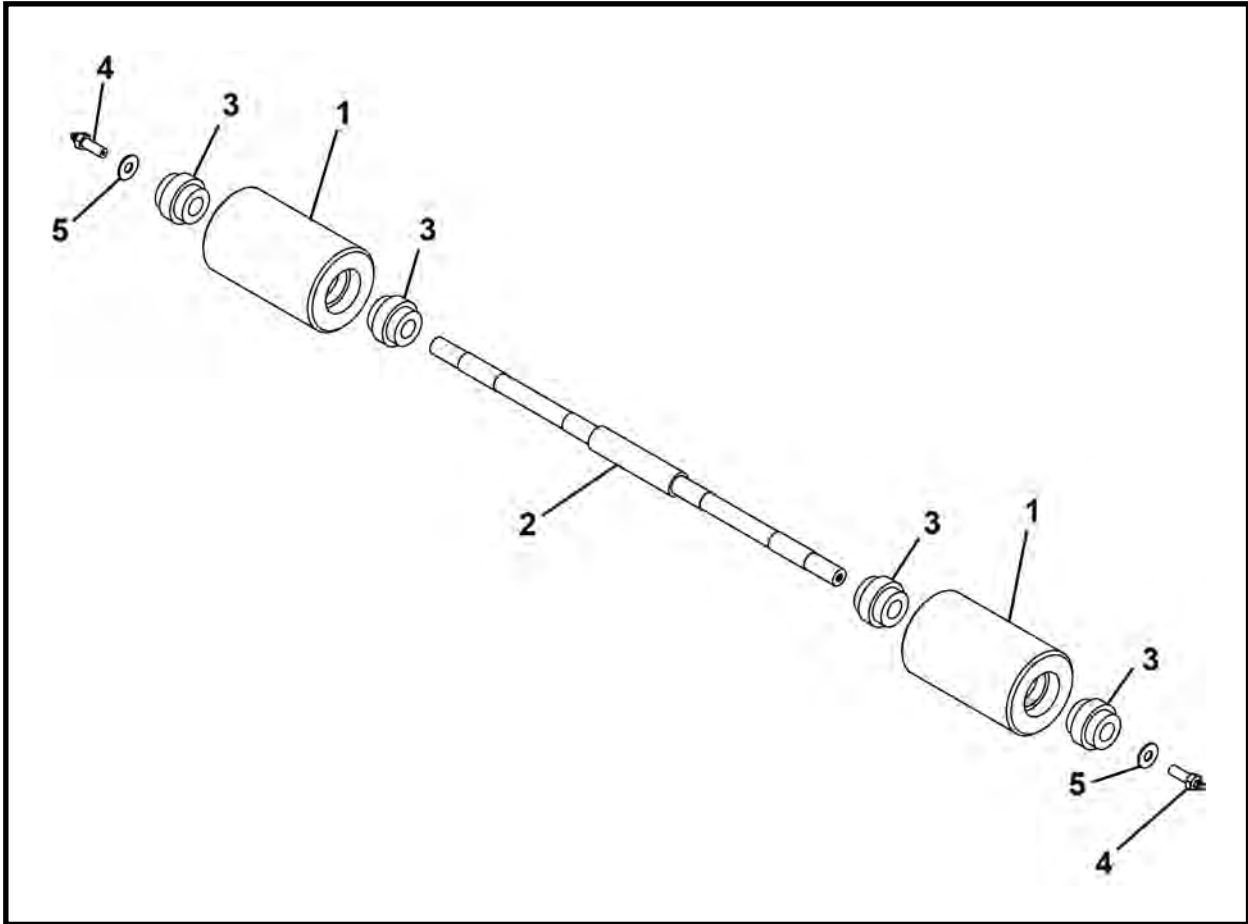
ITEM	QTY	PART NO.	DESCRIPTION
0	1	032029A	DRIVE MOTOR & ROLLER ASSEMBLY,
1	1	P0031-06-003	SCREW, Socket Head Cap 3/8 UNC x .75
2	4	P0040-006	WASHER, Hardened Flat 3/8
3	2	P0033-05-048	SCREW, Set 5/16 UNC x 3
4	1	032062A	SCRAPER, Internal Drive Roller
5	4	P0003-05-000	NUT, 5/16 UNC
6	35 LI	P0078-002	CHAIN #60 .
7	1	027470A	COVER, Conveyor Chain

**DRIVE MOTOR & ROLLER ASSEMBLY, 032029A
2015 CONVEYOR**

ITEM	QTY	PART NO.	DESCRIPTION
8	1	P0078-008	LINK, Connect #60
9	1	027374P	SPROCKET
10	1	P0078-005	LINK, Half #60
11	4	P0001-07-009	SCREW, Socket Head Cap 7/16 UNC x2.25
12	4	P0033-06-012	SCREW, Socket Set 3/8 UNC x .75
13	1	027369P	SPROCKET
14.1*	1	P0304-157	MOTOR (with four bolt mounting flange)
14.2*	1	P0304-371	MOTOR (with two bolt mounting flange)
15	1	032059A	FRAME, Drive Motor
16	8	P0001-06-003	BOLT, Hex 3/8 UNC x .75
17	1	032032A	ROLLER, Drive
18	4	002624P00	WASHER, Dirt Paddle
19	4	P0001-04-003	BOLT, Hex 1/4 UNC x .75
20	1	032031P	SCRAPER, Drive Roller
21	2	P0065-016	BEARING
22	2	032030P	SCRAPER, External Belt
23.1	2	P0300-094	FITTING, 10MB-08FPX (with four bolt mounting flange)
23.2	2	P0300-165	FITTING, 10MB-08FPX45 (with two bolt mounting flange)
24	1.25	P0047-004	KEY, 5/16
25	1.25	P0047-005	KEY, 3/8
26	2	P0063-003	FITTING, Grease 1/4 90 Degree
27	1	031858P	MOUNT, Motor
28	2	031859P	PAD, Motor Bolt
29	4	P0001-08-005	SCREW, Hex Cap 1/2 UNC x 1.25
30	4	P0040-008	WASHER, Hardened Flat 1/2
31	4	P0040-007	WASHER, Hardened Flat 7/16

* Refer to Section 8, Motors for parts information.

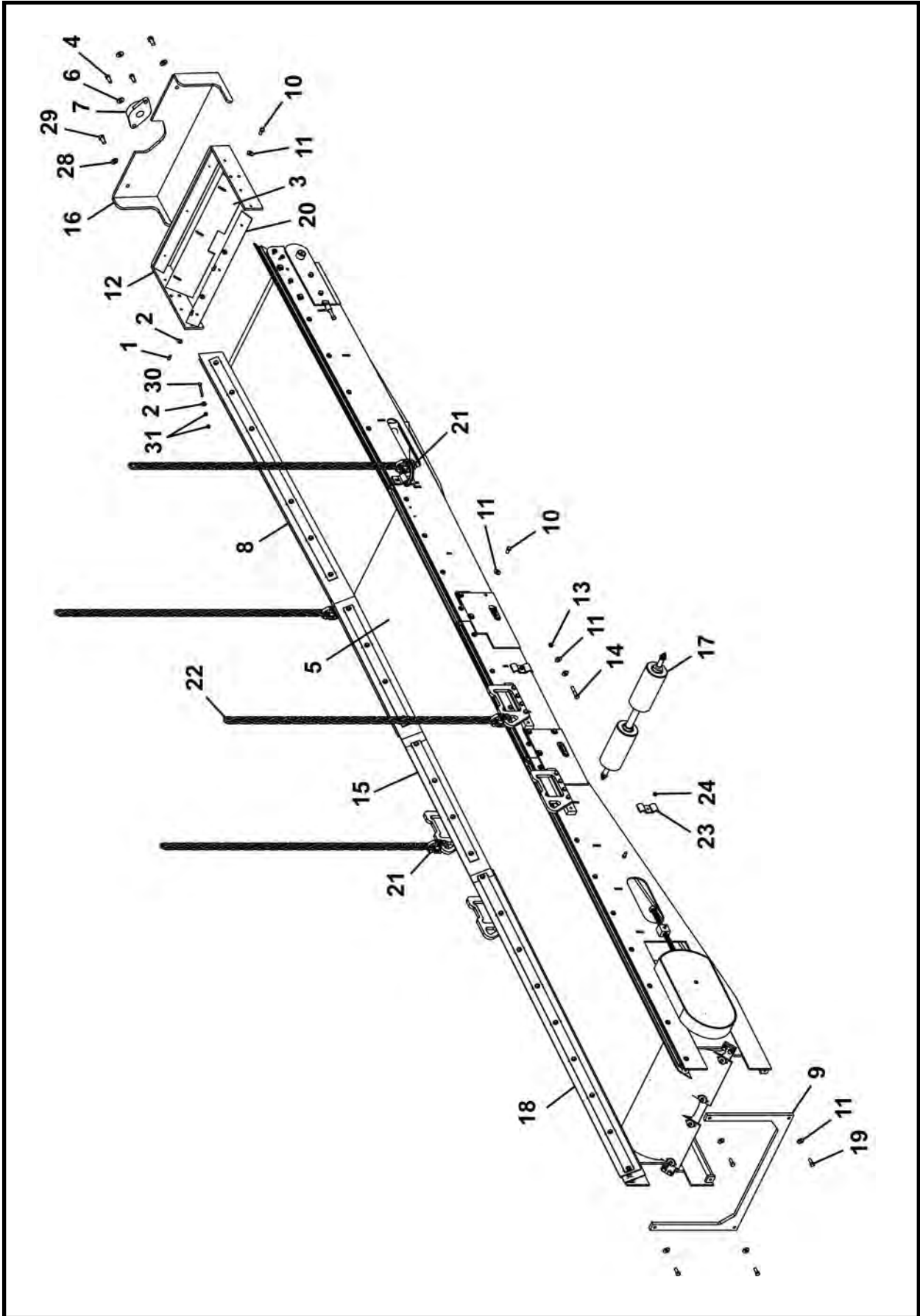
IDLER ROLLER ASSEMBLY, 032018A
2015 CONVEYOR



ITEM	QTY	PART NO.	DESCRIPTION
0	1	032018A	IDLER ROLLER ASSEMBLY
1	2	032019P	ROLLER, Idler
2	1	032020P	SHAFT, Idler
3	4	027397P	BEARING
4	2	001341A00	BOLT, 3/8 UNC x 1-1/4 With Grease Fitting (Includes item 4a)
4a	2	P0063-001	FITTING, Grease
5	2	P0040-006	WASHER, Hardened Flat 3/8

NOTES

BELT CONVEYORS
2415 & 2418 BELT CONVEYORS



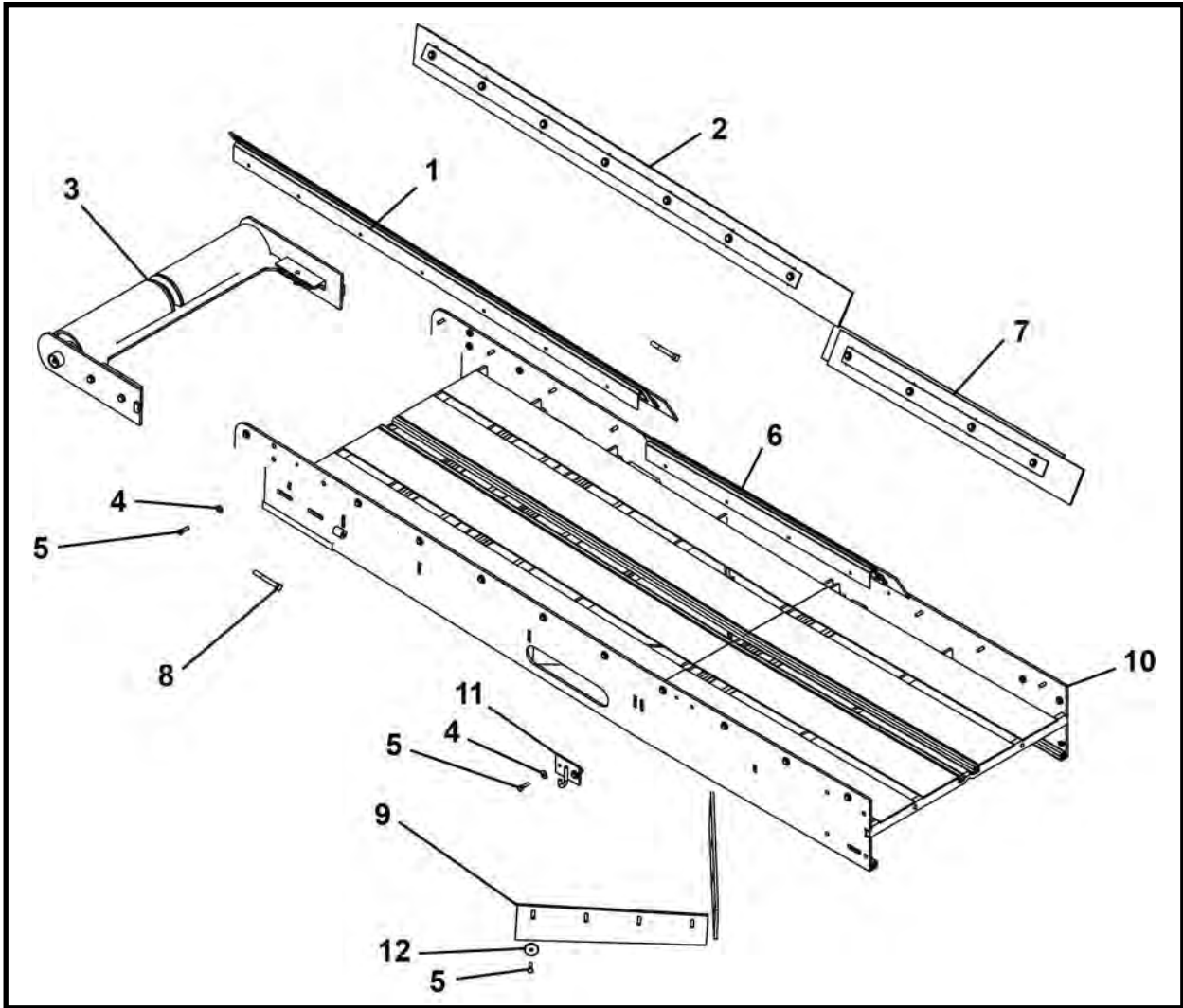
BELT CONVEYORS
2415 & 2418 BELT CONVEYORS

ITEM	QTY	PART NO.	PART NO.	DESCRIPTION
0	1	F27450F00	F27455F	BELT CONVEYOR
1	3	P0001-04-003	-	BOLT, Hex 1/2 UNC x .75
1	3	-	P0001-04-002	BOLT, Hex 1/2 UNC x .5
2	5	P0040-004	P0040-004	WASHER, Hardened Flat 1/4
3	1	027339P00	027339P00	SCRAPER, External Belt
4	2	P0001-07-004	P0001-07-004	BOLT, Hex 7/16 UNC x 1
5a	1	P0067-042	-	BELTING, 24" x 29' 8" (belt with extension frame)
5b	1	P0067-010	-	BELTING, 24" x 24' 8" (belt without extension frame)
5c	1	-	P0067-011	BELTING, 24" x 34' 8"
6	2	P0040-007	P0040-007	WASHER, Hardened Flat 7/16
7	1	P0065-017	P0065-017	BEARING, Conveyor End Pivot
8*	1	027313A00	027313A00	FEED FRAME ASSEMBLY
9	1	027336P00	027336P00	SUPPORT, Drive Frame Free End
10	22	P0001-06-003	P0001-06-003	BOLT, Hex 3/8 UNC x .75
11	34	P0040-006	P0040-006	WASHER, Hardened Flat 3/8
12	1	027150A	027150A	MOUNT, Nose Bearing
13	4	P0003-06-000	P0003-06-000	NUT, 3/8 UNC
14	4	P0001-06-008	P0001-06-008	BOLT, 3/8 UNC x 2
15	1	027314A00	027456A	EXTENSION FRAME ASSEMBLY
16	1	027155A	027155A	GUARD, Dirt
17	2	027311A00	027311A00	IDLER ROLLER ASSEMBLY
18	1	027425A	027425A	DRIVE FRAME ASSEMBLY
19	4	P0001-06-004	P0001-06-004	BOLT, 3/8 UNC x 1
20	1	027411P	027411P	PLATE, Feed Belt Retainer
21	4	P0098-010	P0098-010	LINK, 3/8 Hammerlock Link
22	4	P0094-003-060	P0094-003-060	CHAIN, 3/8 x 60
23	2	002269P01	002269P01	CLAMP, Line
24	2	P0003-05-000	P0003-04-000	NUT, Hex 5/16 UNC
25**	2	A10320A-132	A10320A-132	HOSE ASSEMBLY 1/2 x 132
26**	1	P0100-004A	P0100-004A	COUPLER, Quick 1/2 Female
27**	1	P0100-004B	P0100-004B	COUPLER, Quick 1/2 Male
28	2	P0040-008	P0040-008	WASHER, Hardened Flat 1/2
29	2	P0001-08-004	P0001-08-004	BOLT, Hex 1/2 UNC x 1
30	2	P0001-04-012	-	BOLT, Hex 1/4 UNC x 3
30	2	-	P0001-04-010	BOLT, Hex 1/4 UNC x 2.5
31	4	P0003-04-000	P0003-04-000	NUT, Hex 1/4 UNC
32	1	1255-018	1255-018	KIT, Decal Belt Conveyor

* Refer to this section for part information.

** Not Shown

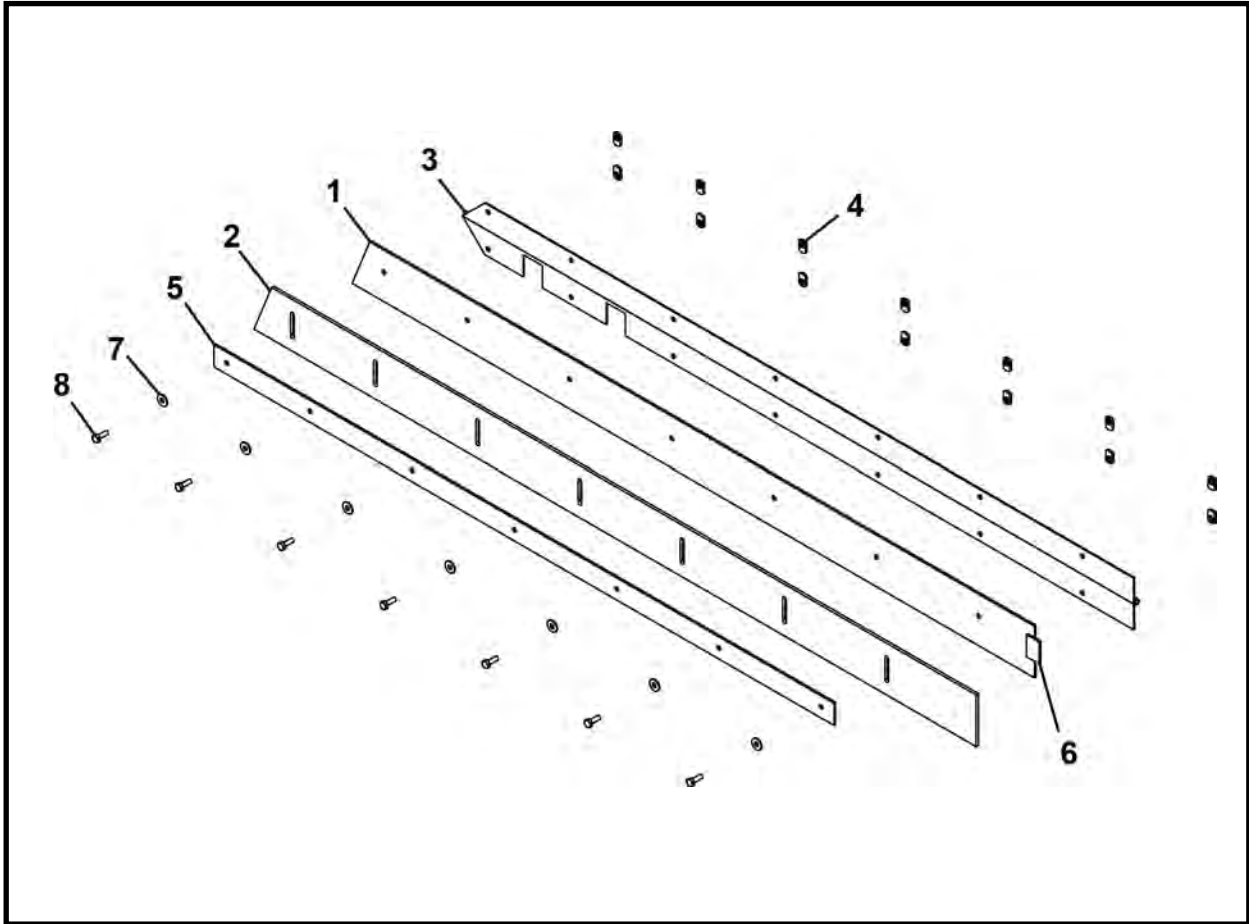
FEED FRAME ASSEMBLY, 027313A00
2415 & 2418 CONVEYORS



ITEM	QTY	PART NO.	DESCRIPTION
0	1	027313A00	ASSEMBLY, Feed Frame
1*	1	027137A00	ASSEMBLY, Feed Frame Spoils Guide - Left Front
2*	1	027221A00	ASSEMBLY, Feed Frame Spoils Guide - Right Front
3*	1	027307A00	ASSEMBLY, Front Roller
4	24	P0045-004	WASHER, Lock 1/4
5	30	P0001-04-003	BOLT, Hex 1/4 UNC x 3/4
6*	1	027265A00	ASSEMBLY, Feed Frame Spoils Guide - Left Rear
7*	1	027266A00	ASSEMBLY, Feed Frame Spoils Guide - Right Rear
8	2	P0034-06-012	SCREW, Square Head Set 3/8-16 UNC x 3
9	2	027346P00	BELTING, Inner Belt Scraper
10	1	027302A00	WELDMENT, Feed Frame (Includes items 10a-10c)
10a	2	001496P00	NUT, Adjustment
10b	14	P0011-006C	NUT, Tab 3/8 UNC
10c	2	P0079-003	D-RING, 1/2
11	1	005436A00	PLATE, Hook
12	8	002624P00	WASHER, Dirt Paddle

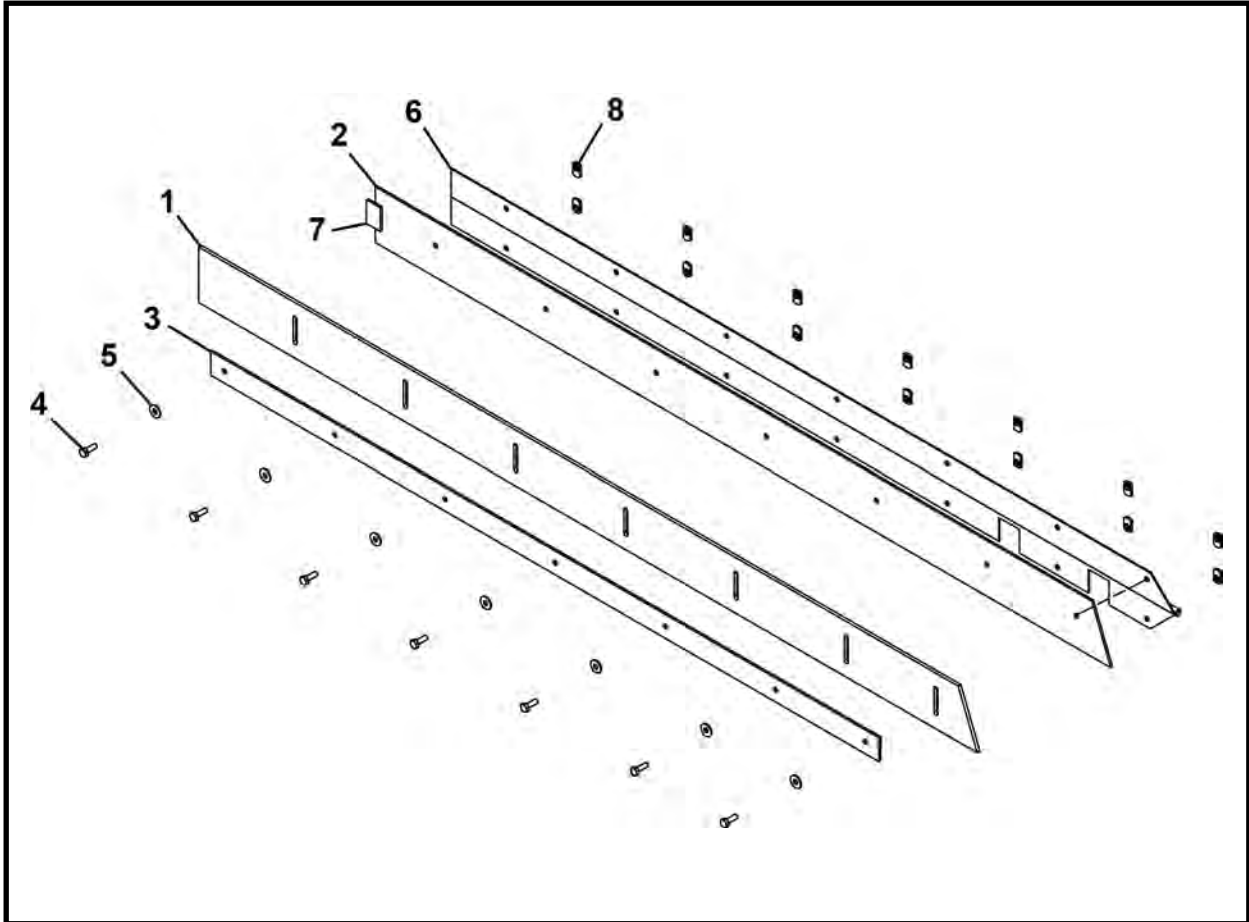
* Refer to this section for parts information.

FEED FRAME SPOILS GUIDE ASSEMBLY - LEFT FRONT, 027137A00
2415 & 2418 CONVEYORS



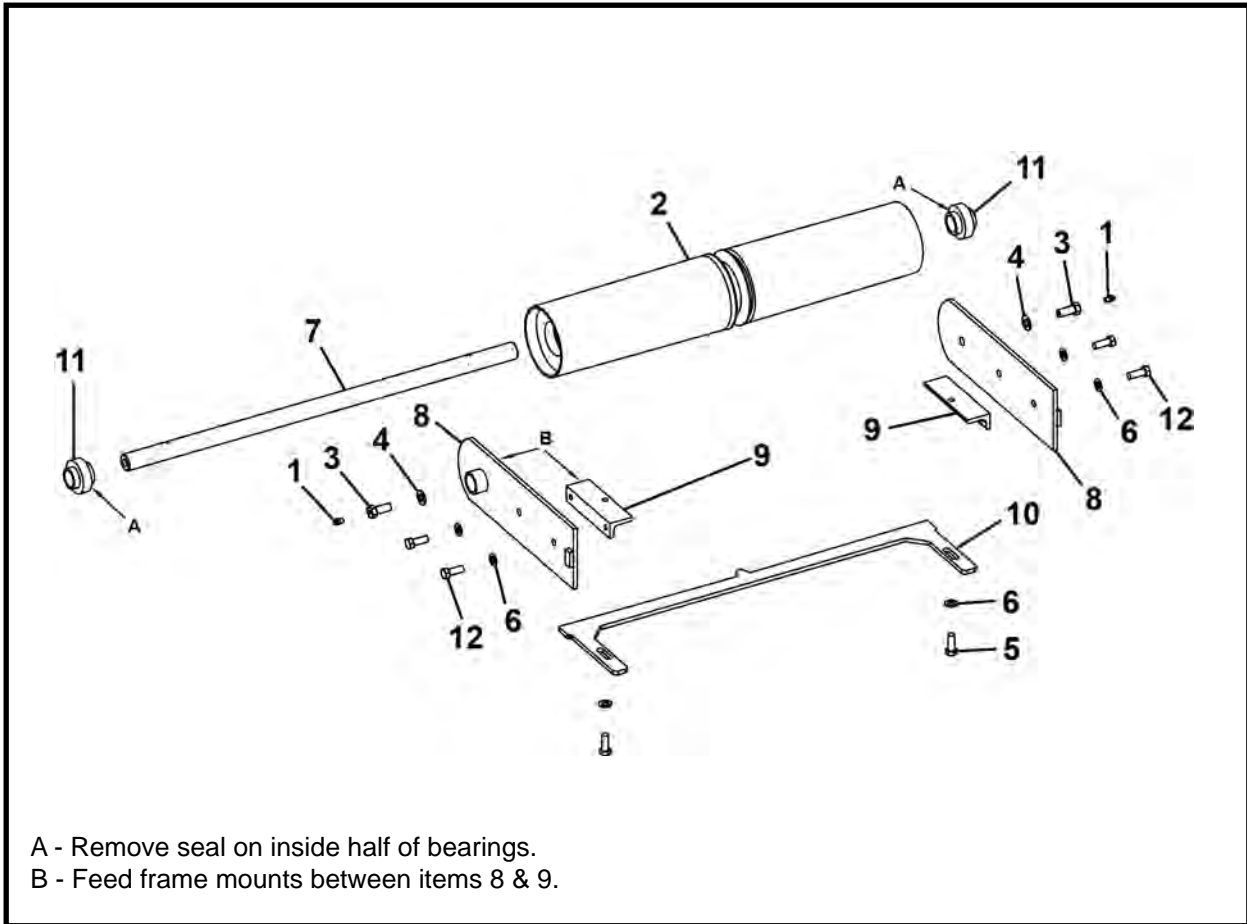
ITEM	QTY	PART NO.	DESCRIPTION
0	1	027137A00	ASSEMBLY, Feed Frame Spoils Guide - Left Front
1	1	027139P00	SUPPORT BAR, Feed Frame Spoils
2	1	027140P00	STRIP, Wear, Feed Frame Spoils
3	1	027138P00	HINGE, Feed Frame Spoils
4	14	P0011-004B	NUT, Weld 1/4 UNC
5	1	027248P00	BRACKET, Feed Frame Wear Strip
6	1	027216P00	TAB, Feed Frame Support Bar
7	7	P0040-004	WASHER, Hardened Flat 1/4
8	7	P0001-04-003	BOLT, Hex 1/4 UNC x .75

FEED FRAME SPOILS GUIDE ASSEMBLY - RIGHT FRONT, 027221A00
2415 & 2418 CONVEYORS



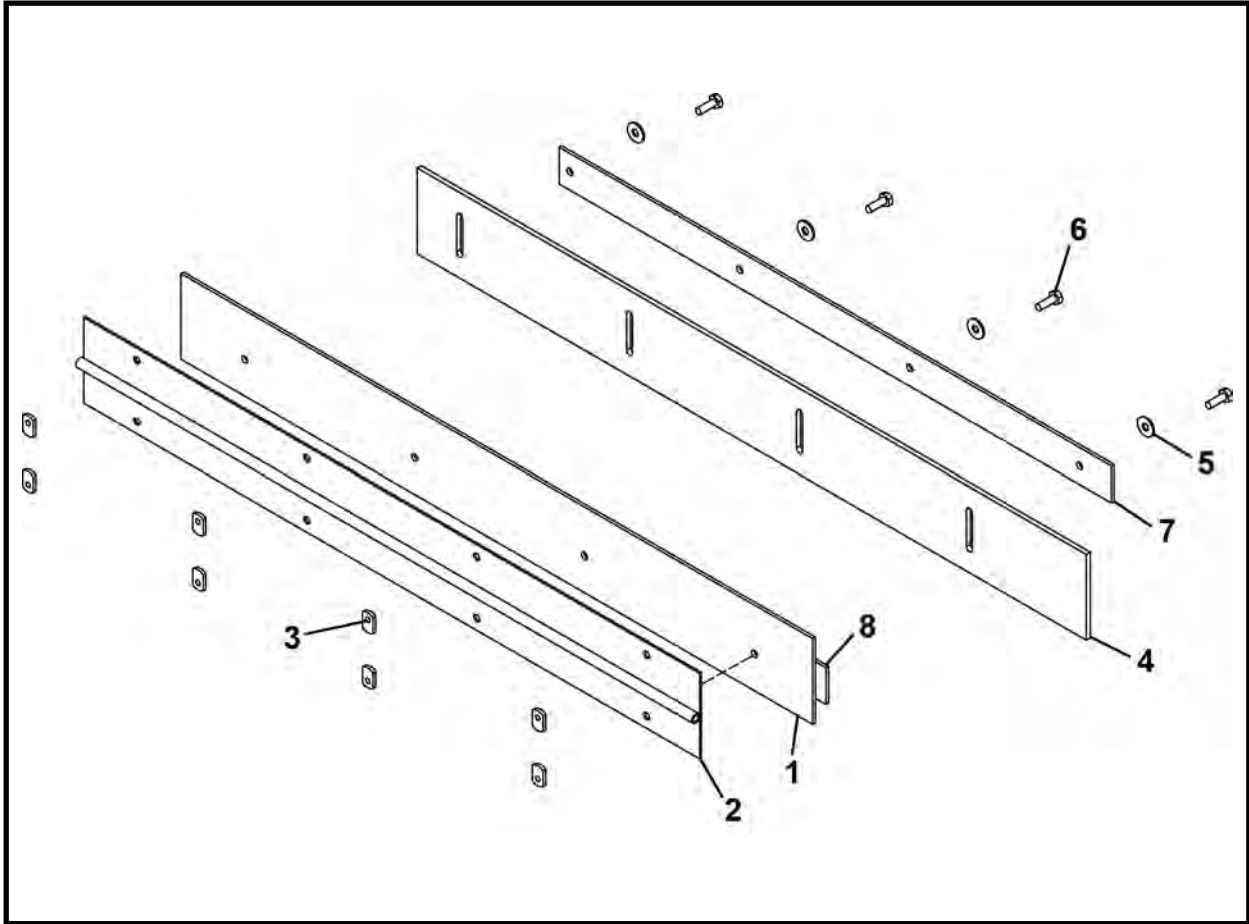
ITEM	QTY	PART NO.	DESCRIPTION
0	1	027221A00	ASSEMBLY, Feed Frame Spoils Guide - Right Front
1	1	027140P00	STRIP, Wear, Feed Frame Spoils
2	1	027139P00	SUPPORT BAR, Feed Frame Spoils - Right
3	1	027248P00	BRACKET, Feed Frame Wear Strip
4	7	P0001-04-003	BOLT, 1/4 UNC x .75
5	7	P0040-004	WASHER, Lock 1/4
6	1	027138P00	HINGE, Feed Frame Spoils
7	1	027216P00	TAB, Feed Frame Support Bar
8	14	P0011-004B	NUT, Weld 1/4 UNC

FRONT ROLLER ASSEMBLY, 027307A00
2415 & 2418 CONVEYORS



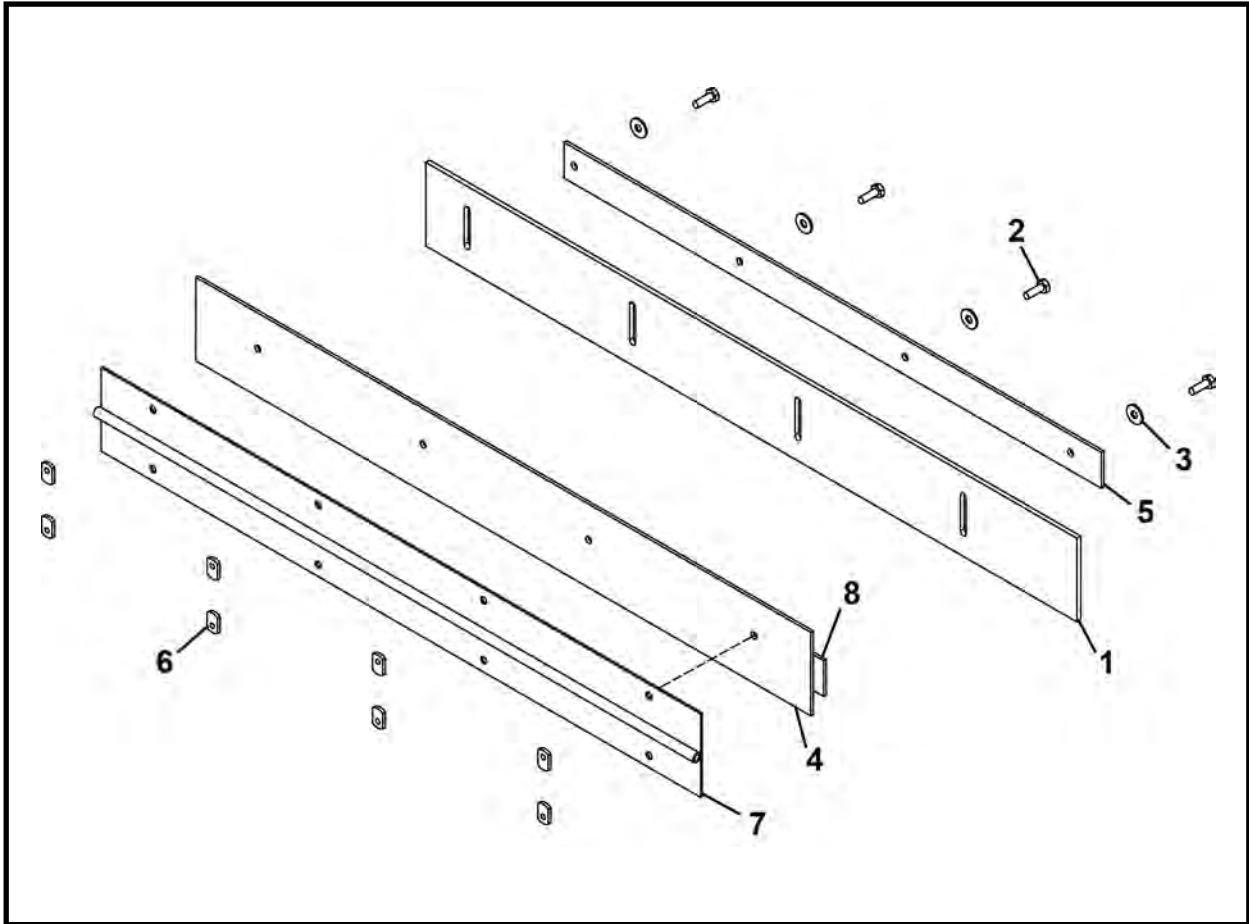
ITEM	QTY	PART NO.	DESCRIPTION
0	1	027307A00	ASSEMBLY, Front Roller
1	2	P0063-001	FITTING, Grease Str.
2	1	027347A00	WELDMENT, Front Roller
3	2	002386P01	BOLT, Grease
4	2	P0040-007	WASHER, Hardened Flat 7/16
5	2	P0001-06-003	BOLT, Hex 3/8 UNC x .75
6	6	P0040-006	WASHER, Hardened Flat 3/8
7	1	027343P00	SHAFT, Front Roller
8	2	027109A00	WELDMENT, Front Roller Mounting Bracket
9	2	027130P00	MOUNT, Front Roller Scraper
10	1	027340P00	SCRAPER, Front Roller
11	2	P0065-006	BEARING
12	4	P0001-06-004	BOLT, Hex 3/8 UNC x 1

FEED FRAME SPOILS GUIDE ASSEMBLY - LEFT REAR, 027265A00
2415 & 2418 CONVEYORS



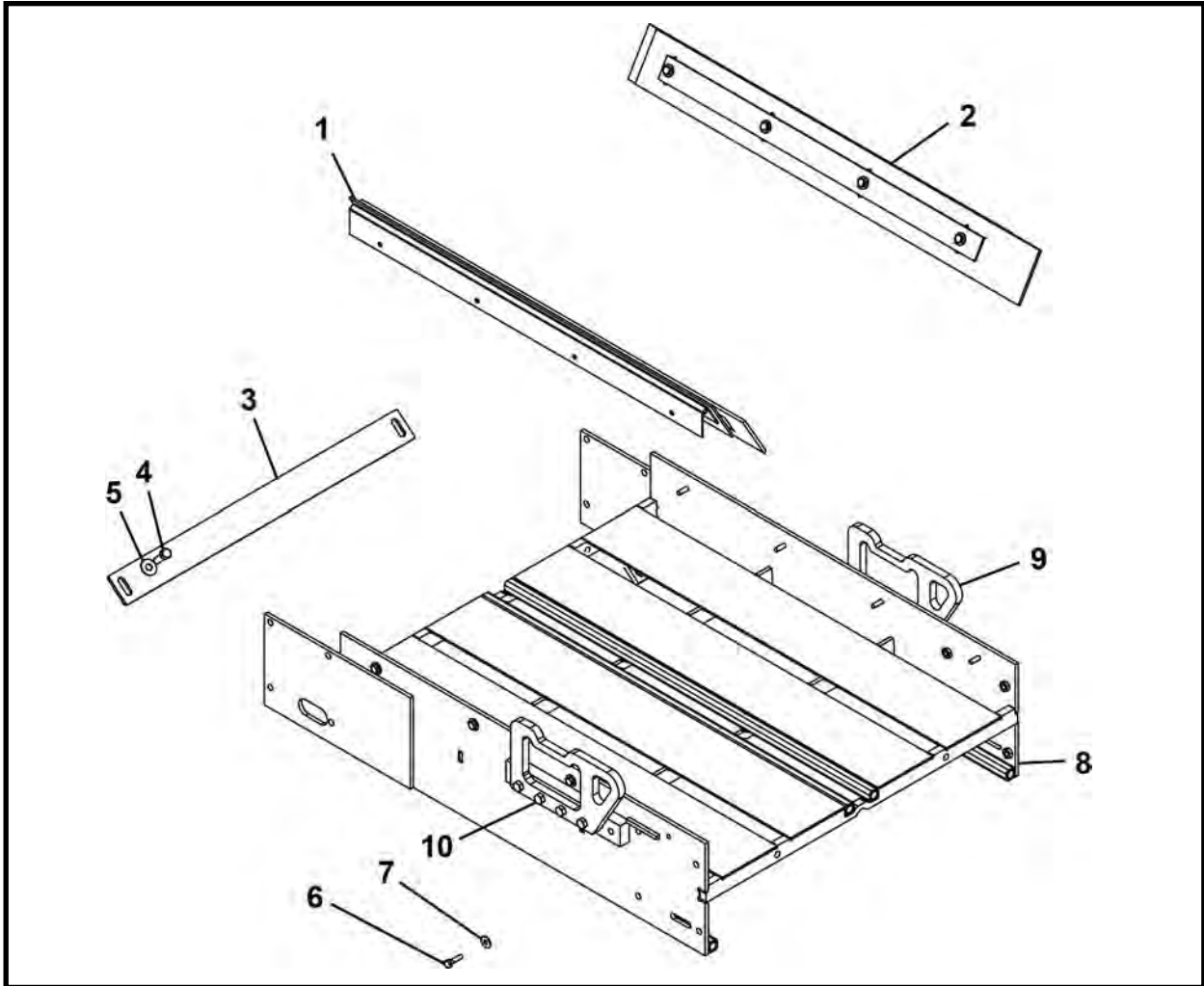
ITEM	QTY	PART NO.	DESCRIPTION
0	1	027265A00	ASSEMBLY, Feed Frame Spoils Guide - Left Rear
1	1	027217P00	SUPPORT BAR, Feed Frame Spoils - Left
2	1	027135P00	HINGE, Short Spoils Guide
3	8	P0011-004B	NUT, Weld 1/4 UNC
4	1	027136P00	STRIP, Short Spoils Guide Wear
5	4	P0040-004	WASHER, Hardened Flat 1/4
6	4	P0001-04-003	BOLT, 1/4 UNC x 3/4
7	1	027249P00	BRACKET, Short Spoils Wear Strip
8	1	027216P00	TAB, Feed Frame Support Bar

FEED FRAME SPOILS GUIDE ASSEMBLY - RIGHT REAR, 027266A00
2415 & 2418 CONVEYORS



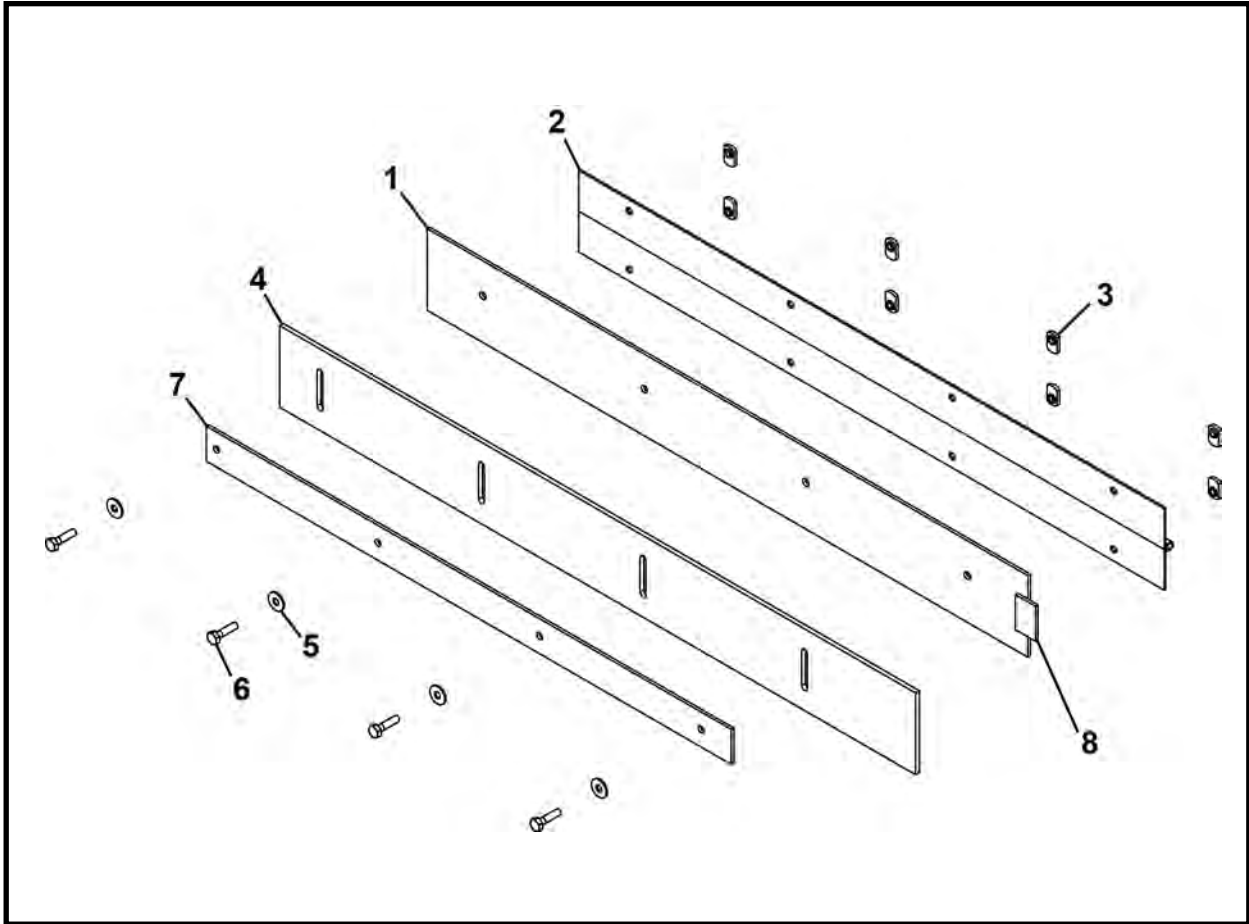
ITEM	QTY	PART NO.	DESCRIPTION
0	1	027266A00	ASSEMBLY, Feed Frame Spoils Guide - Right Rear
1	1	027136P00	STRIP, Short Spoils Guide Wear
2	4	P0001-04-003	BOLT, 1/4 UNC x .75
3	4	P0040-004	WASHER, Hardened Flat 1/4
4	1	027217P00	SUPPORT BAR, Feed Frame Spoils - Right
5	1	027249P00	BRACKET, Short Spoils Wear Strip
6	8	P0011-004B	NUT, Weld 1/4 UNC
7	1	027135P00	HINGE, Short Spoils Guide
8	1	027216P00	TAB, Feed Frame Support Bar

EXTENSION FRAME ASSEMBLY, 027314A00
2415 CONVEYOR



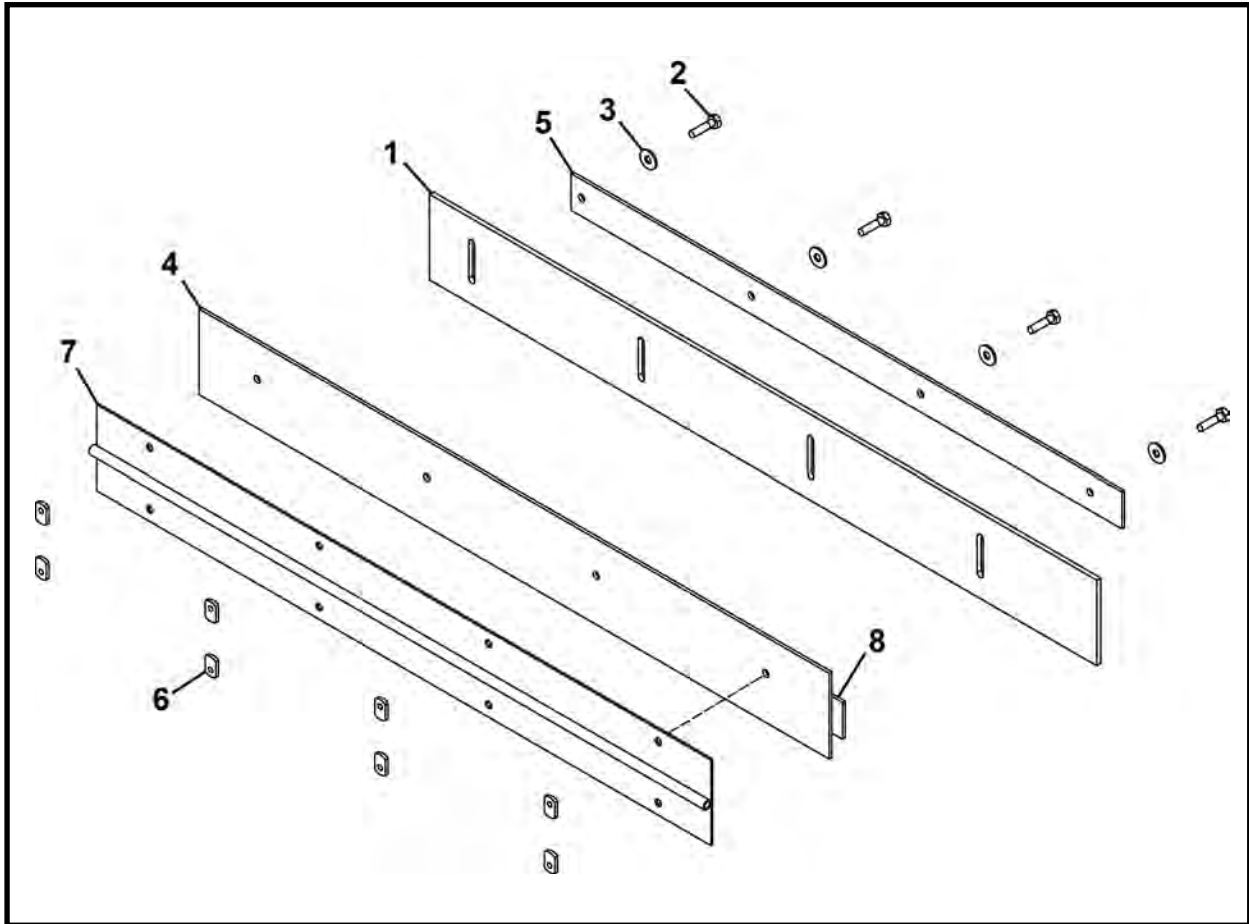
ITEM	QTY	PART NO.	DESCRIPTION
0	1	027314A00	ASSEMBLY, Extension Frame
1	1	027134A00	ASSEMBLY, Short Spoils Guide - Front
2	1	027267A00	ASSEMBLY, Short Spoils Guide - Rear
3	1	027345P00	PLATE, Idler Roller Scraper
4	2	P0001-06-002	BOLT, 3/8 UNC x .5
5	2	P0040-006	WASHER, Lock 3/8
6	8	P0001-04-003	BOLT, 1/4 UNC x .75
7	8	P0045-004	WASHER, Lock 1/4
8	1	027303A00	WELDMENT, Extension Frame (Includes items 8a-8c)
8a	2	P0011-006A	NUT, Strut Square 3/8
8b	8	P0011-006C	NUT, Tab 3/8 UNC
8c	1	P0001-05-003	BOLT, Hex 5/16 UNC x .75
9	2	025344P	LIFT EYE
10	8	P0001-06-005	BOLT, 3/8 UNC x 1.25

SHORT SPOILS GUIDE ASSEMBLY - FRONT, 027134A00
2415 CONVEYOR - EXTENSION



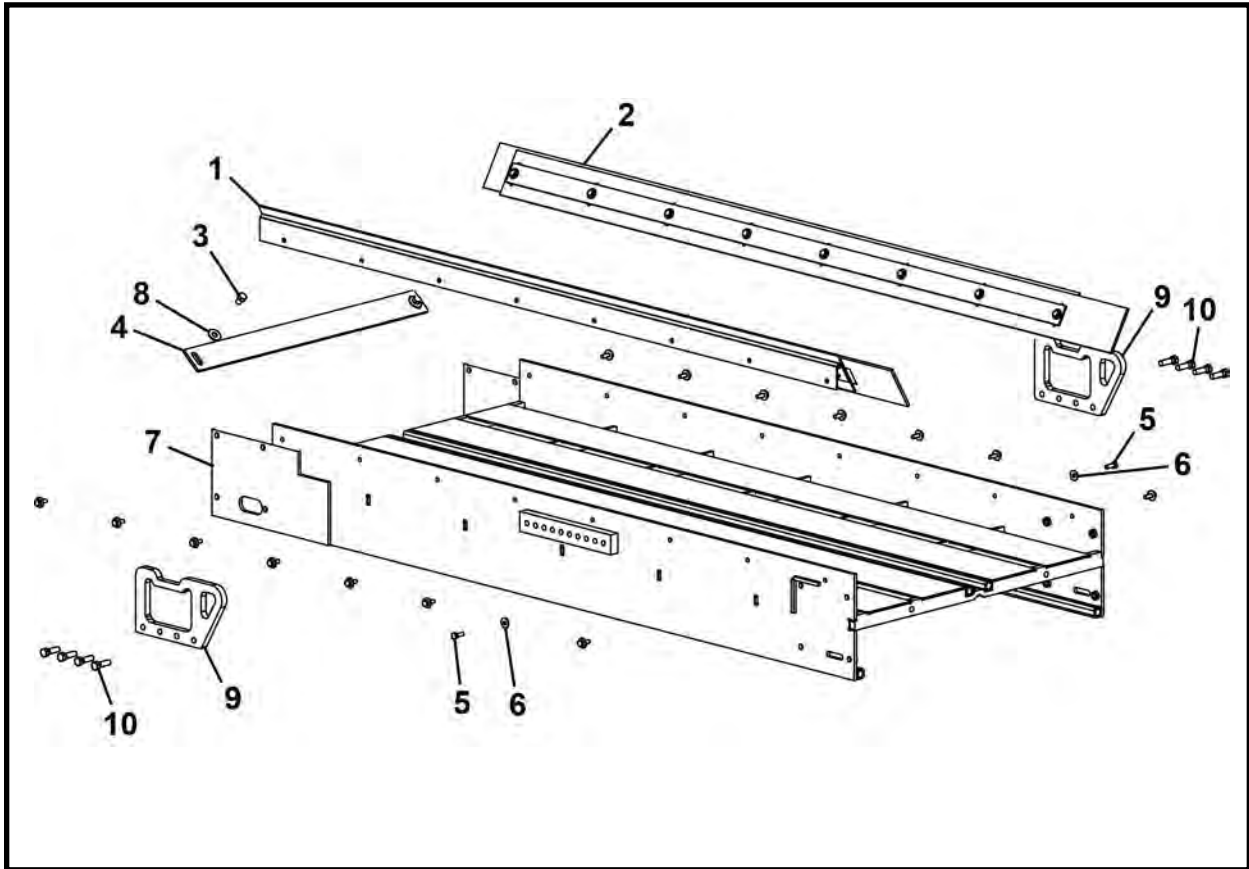
ITEM	QTY	PART NO.	DESCRIPTION
0	1	027134A00	ASSEMBLY, Short Spoils Guide - Front
1	1	027217P00	SUPPORT BAR, Feed Frame Spoils - Left
2	1	027135P00	HINGE, Short Spoils Guide
3	8	P0011-004B	NUT, Weld 1/4 UNC
4	1	027136P00	STRIP, Short Spoils Guide Wear
5	4	P0040-004	WASHER, Hardened Flat 1/4
6	4	P0001-04-003	BOLT, Hex 1/4 UNC x .75
7	1	027249P00	BRACKET, Short Spoils Wear Strip
8	1	027216P00	TAB, Feed Frame Support Bar

SHORT SPOILS GUIDE ASSEMBLY - REAR, 027267A00
2415 CONVEYOR - EXTENSION



ITEM	QTY	PART NO.	DESCRIPTION
0	1	027267A00	ASSEMBLY, Short Spoils Guide - Rear
1	1	027136P00	STRIP, Short Spoils Guide Wear
2	4	P0001-04-003	BOLT, Hex 1/4-20 UNC x 3/4
3	4	P0040-004	WASHER, Hardened Flat 1/4
4	1	027217P00	SUPPORT BAR, Feed Frame Spoils - Right
5	1	027249P00	BRACKET, Short Spoils Wear Strip
6	8	P0011-004B	NUT, Weld 1/4-20 UNC
7	1	027135P00	HINGE, Short Spoils Guide
8	1	027216P00	TAB, Feed Frame Support Bar

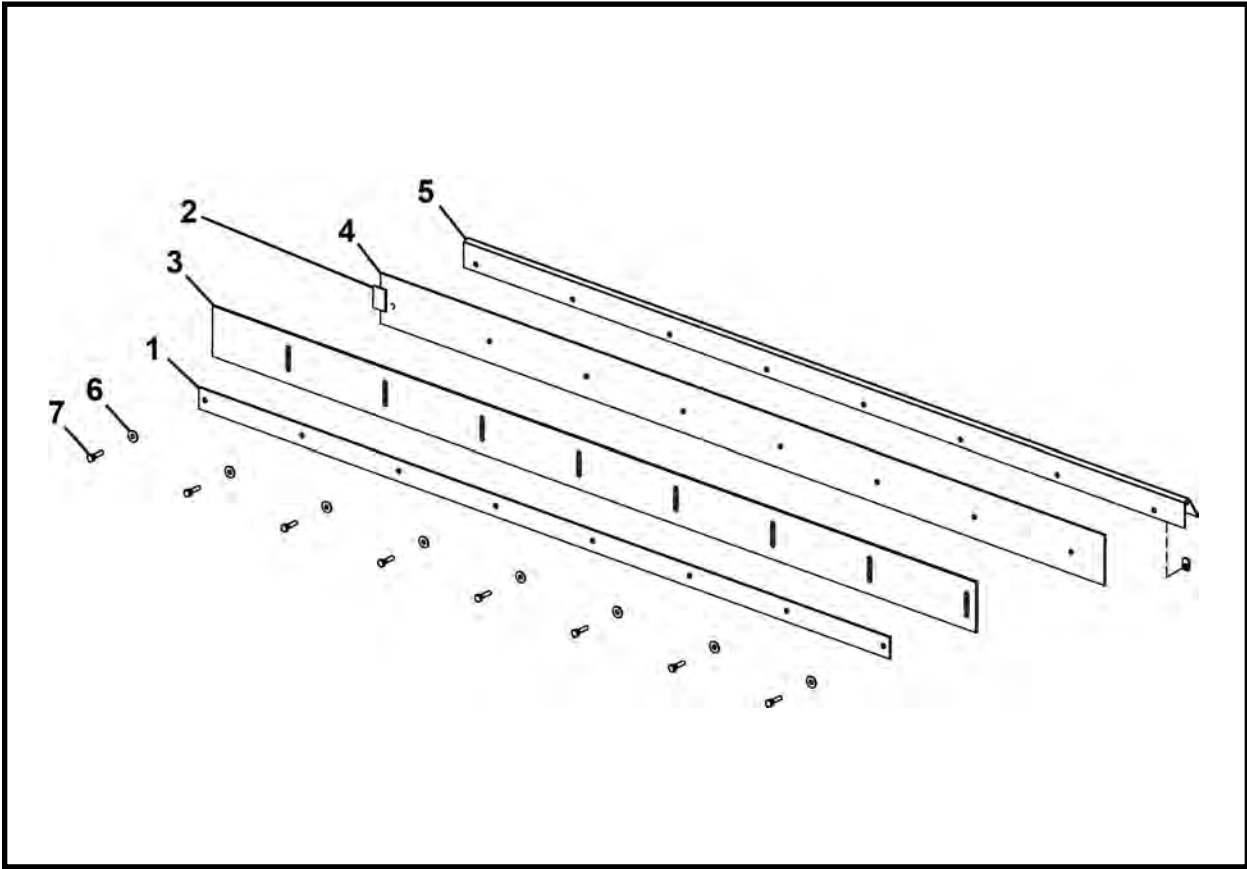
EXTENSION FRAME ASSEMBLY, 027456A
2418 CONVEYOR - EXTENSION



ITEM	QTY	PART NO.	DESCRIPTION
0	1	027456A	ASSEMBLY, Extension Frame
1*	1	027461A	ASSEMBLY, Spoils Guide - Front
2*	1	027462A	ASSEMBLY, Spoils Guide - Rear
3	2	P0001-06-002	BOLT, Hex 3/8 UNC x .5
4	1	027345P00	PLATE, Idler Roller Scraper
5	16	P0001-04-003	BOLT, Hex 1/4 UNC x .75
6	16	P0040-004	WASHER, Hardened Flat 1/4
8	1	027457A	WELDMENT, Extension Frame (Includes items 8a-8c)
8a	2	P0011-006A	NUT, Strut Square 3/8
8b	8	P0011-006C	NUT, Tab 3/8 UNC
8c	1	P0001-05-003	BOLT, Hex 5/16 UNC x .75
9	2	P0040-006	WASHER, Hardened Flat 3/8
10	2	025344P	LIFT EYE
11	8	P0001-06-005	BOLT, Hex 3/8 UNC x 1.25

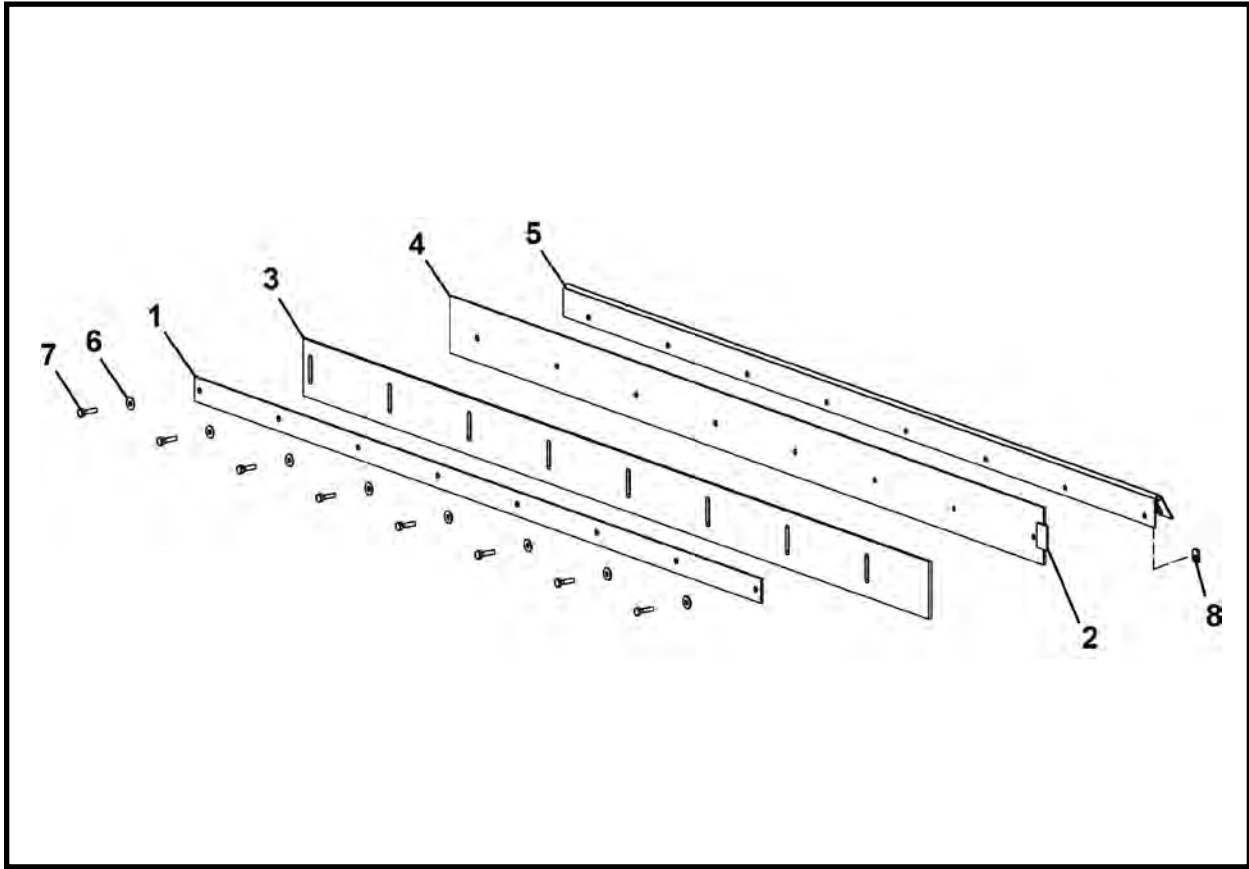
* Refer to this section for parts information.

SPOILS GUIDE ASSEMBLY - FRONT, 027461A
2418 CONVEYOR - EXTENSION



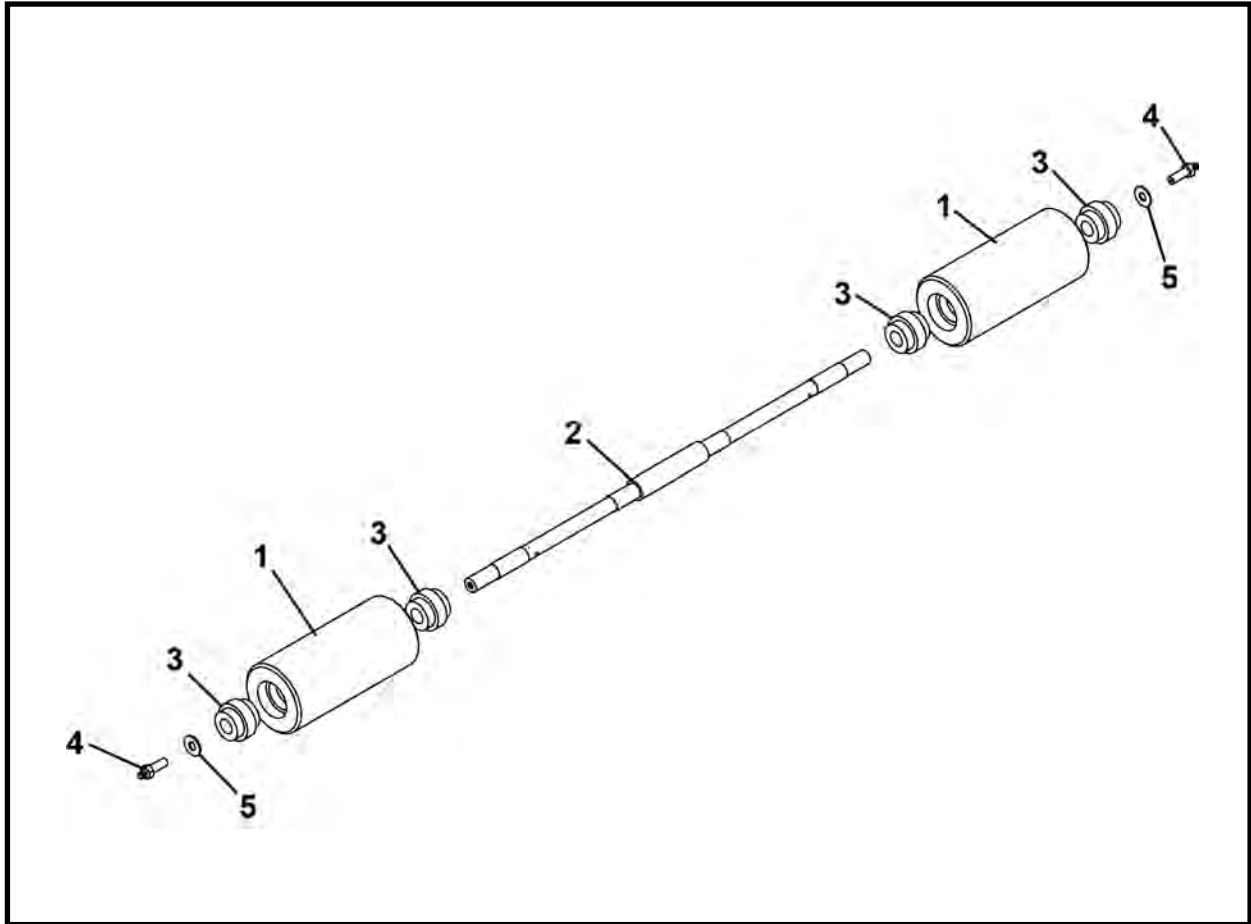
ITEM	QTY	PART NO.	DESCRIPTION
0	1	027461A	ASSEMBLY, Spoils Guide - Front
1	1	027468P	BRACKET, Wear Strip
2	1	027216P00	TAB, Feed Frame Support Bar
3	1	027467P	GUIDE, Wear Strip
4	1	027463P	SUPPORT BAR
5	1	027464P	HINGE, Spoils Guide
6	8	P0040-004	WASHER, Hardened Flat 1/4
7	8	P0001-04-003	BOLT, Hex 1/4 UNC x .75
8	16	P0011-004B	NUT, Tab 1/4 UNC

SPOILS GUIDE ASSEMBLY - REAR, 027462A
2418 CONVEYOR - EXTENSION



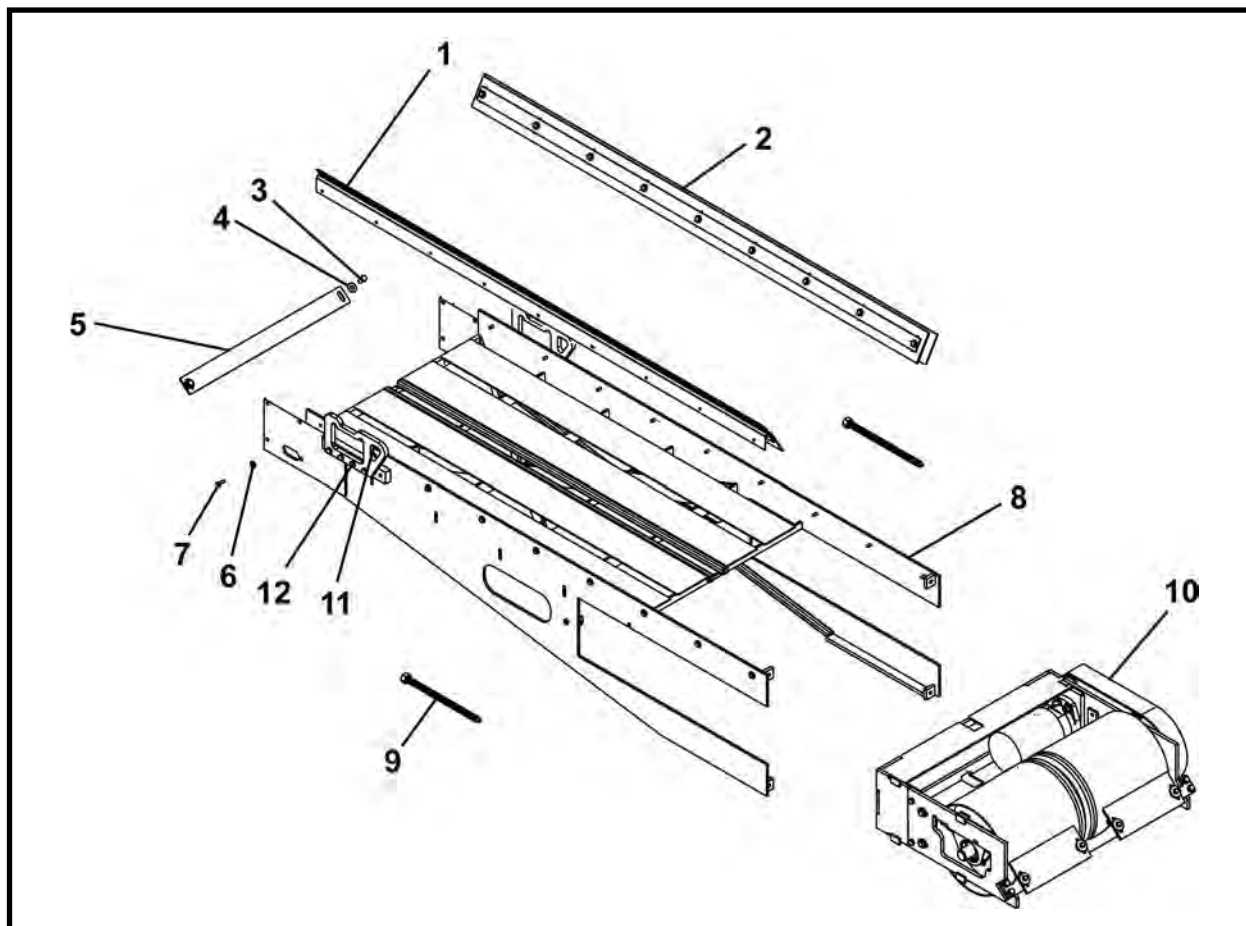
ITEM	QTY	PART NO.	DESCRIPTION
0	1	027462A	ASSEMBLY, Spoils Guide - Rear
1	1	027468P	BRACKET, Wear Strip
2	1	027216P00	TAB, Feed Frame Support Bar
3	1	027467P	GUIDE, Wear Strip
4	1	027463P	SUPPORT BAR
5	1	027464P	HINGE, Spoils Guide
6	8	P0040-004	WASHER, Hardened Flat 1/4
7	8	P0001-04-003	BOLT, Hex 1/4 UNC x .75
8	16	P0011-004B	NUT, Tab 1/4

IDLER ROLLER ASSEMBLY, 027311A00
2415 - 2418 CONVEYORS



ITEM	QTY	PART NO.	DESCRIPTION
0	1	027311A00	ASSEMBLY, Idler Roller
1	2	007645P00	ROLLER, Conveyor Idler
2	1	007646P00	SHAFT, Conveyor Idler
3	4	027397P	BEARING
4	2	001341A00	BOLT, 3/8 UNC x 1-1/4 With Grease Fitting (Includes item 4a)
4a	2	P0063-001	FITTING, Grease
5	2	P0040-006	WASHER, Flat 3/8

DRIVE FRAME ASSEMBLY, 027425A
2415 & 2418 CONVEYORS



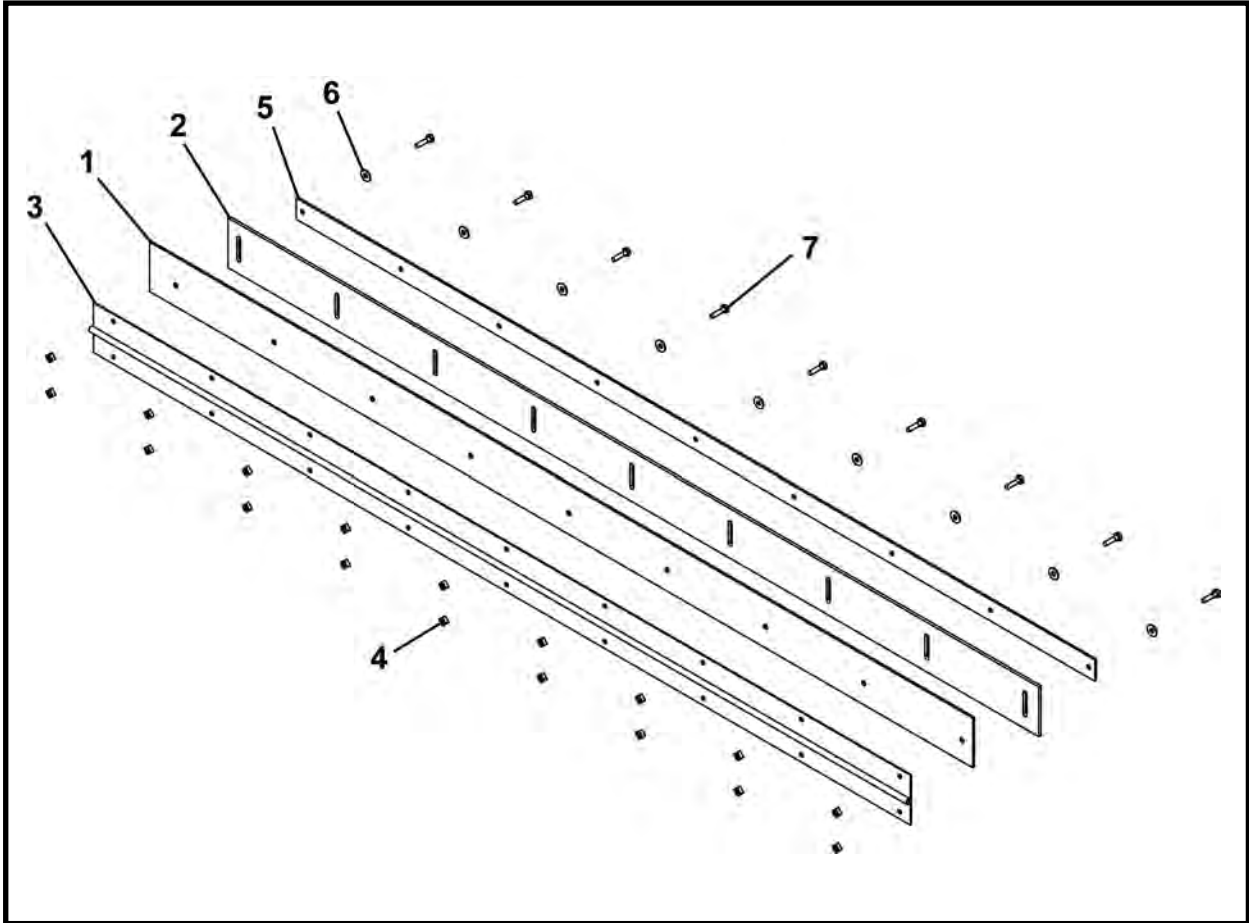
ITEM	QTY	PART NO.	DESCRIPTION
0	1	027425A	DRIVE FRAME ASSEMBLY
1*	1	027131A00	ASSEMBLY, Drive Frame Spoils Guide - Front
2*	1	027219A00	ASSEMBLY, Drive Frame Spoils Guide - Rear
3	2	P0001-06-003	BOLT, 3/8 UNC x .75
4	2	P0040-006	WASHER, Hardened Flat 3/8
5	1	027345P00	PLATE, Idler Roller Scraper
6	18	P0040-004	WASHER, Hardened Flat 1/4
7	18	P0001-04-003	BOLT, 1/4 UNC x .75
8	1	027451A	WELDMENT, Drive Frame (Includes items 8a-8c)
8a	6	P0011-006A	NUT, Strut Square 3/8
8b	2	P0063-001	FITTING, Grease 1/4
8c	1	P0001-05-003	BOLT, Hex 5/16 UNC x .75
9	2	002824A01	WELDMENT, Adjusting Screw
10.1*	1	027420A	ASSEMBLY, Drive Motor Frame (F27450F47 & Before)
10.2*	1	032000A	ASSEMBLY, Drive Motor Frame (F27450F48 & After)
11	2	025344P	LIFT EYE
12	8	P0001-06-005	BOLT, 3/8 UNC x 1.25

* Refer to this section for parts information.

NOTE: Item 10 Serial Number Breaks:

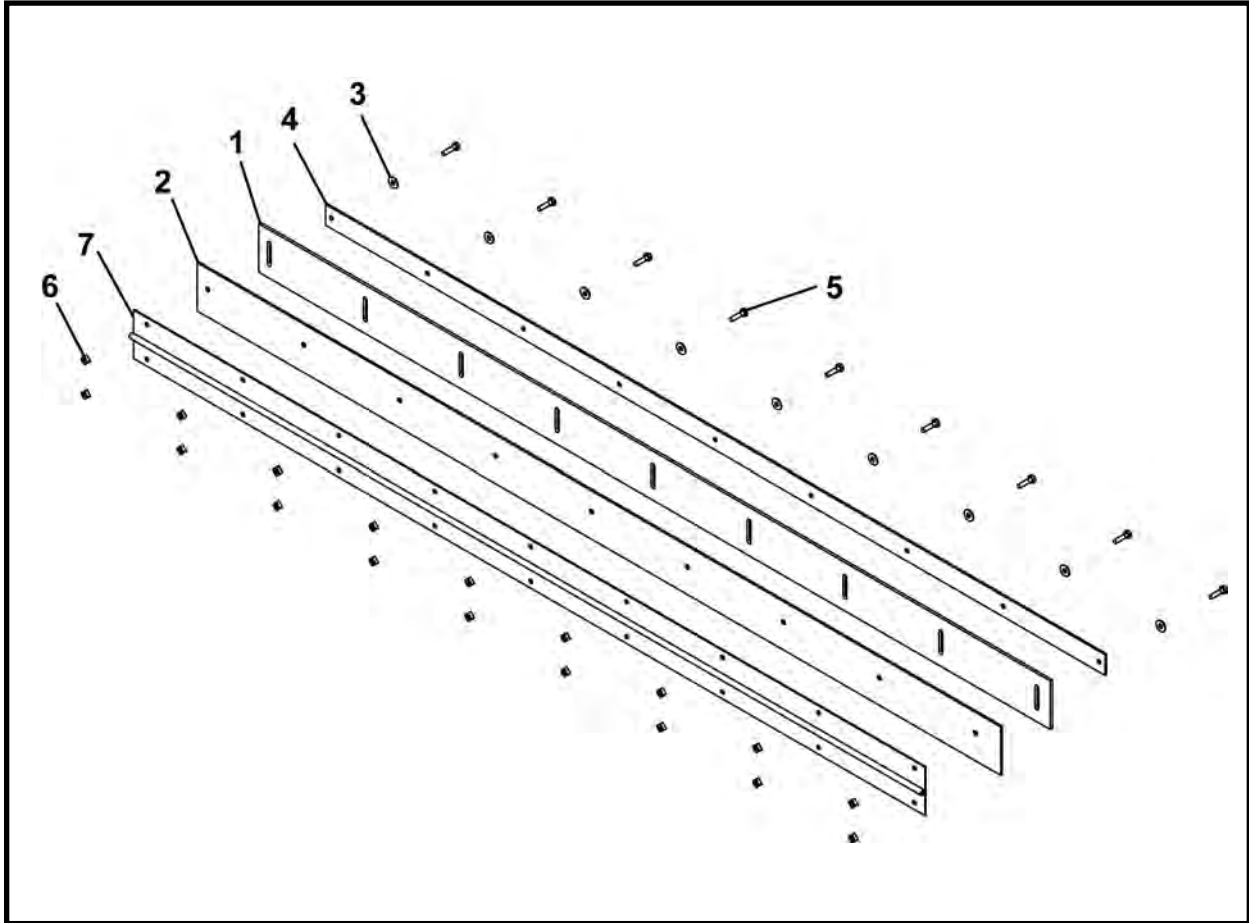
- 2415 F27450F00: SN 1 - 47 027420A SN 48 & After - 032000A
- 2418 F27455F: SN 1 - 6 027420A SN 7 & After - 032000A

DRIVE FRAME SPOILS GUIDE ASSEMBLY - FRONT, 027131A00
2415 & 2418 CONVEYORS



ITEM	QTY	PART NO.	DESCRIPTION
0	1	027131A00	DRIVE FRAME SPOILS GUIDE - Front
1	1	027218P00	SUPPORT BAR, Drive Frame Spoils
2	1	027133P00	STRIP, Feed Frame Spoils Wear
3	1	027132P00	HINGE, Drive Frame Spoils Guide
4	18	P0011-004B	NUT, Weld 1/4 UNC
5	1	027247P00	BRACKET, Drive Frame Wear Strip
6	9	P0040-004	WASHER, Hardened Flat 1/4
7	9	P0001-04-003	BOLT, 1/4 UNC x .75

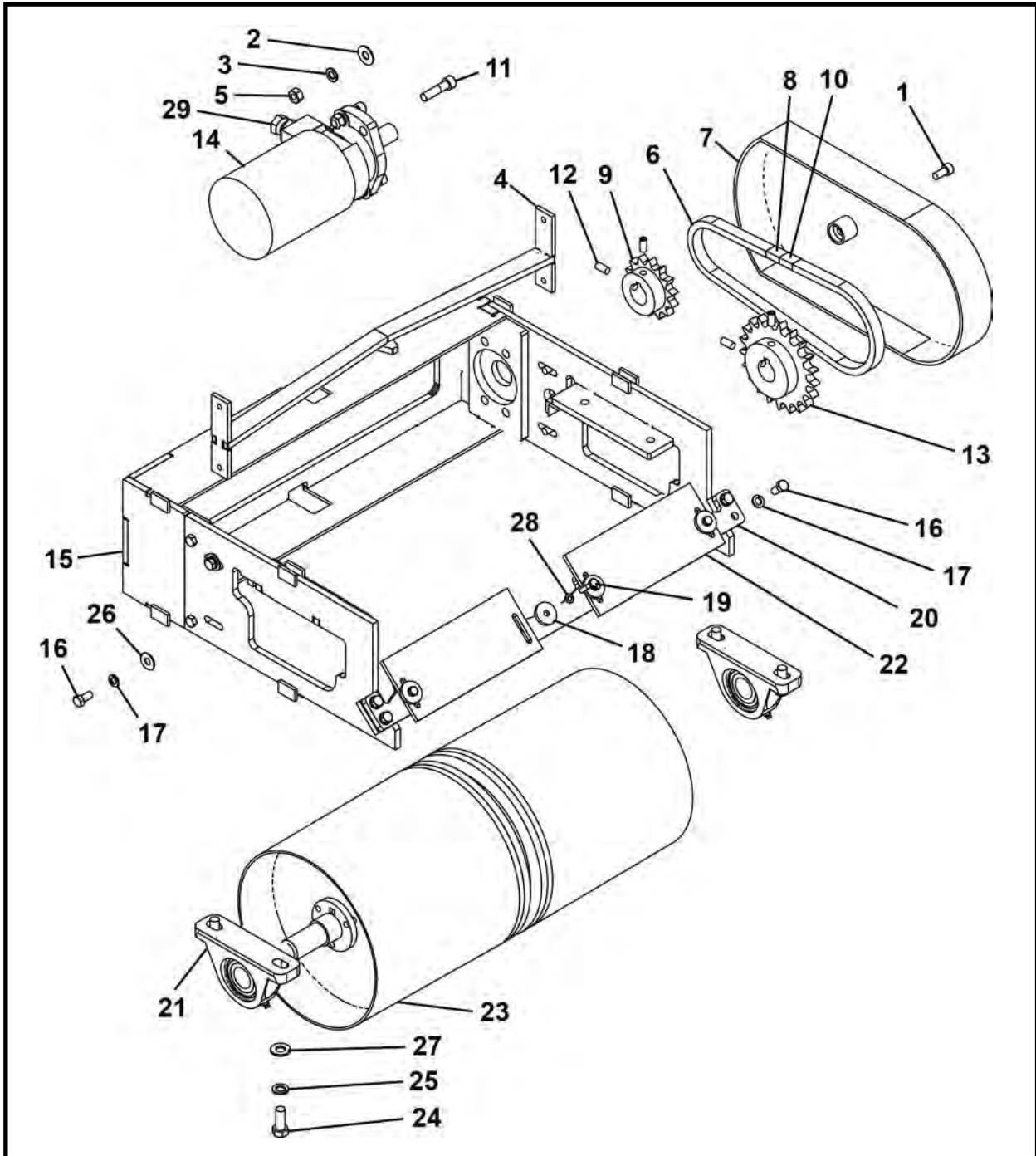
DRIVE FRAME SPOILS GUIDE ASSEMBLY - REAR, 027219A00
2415 & 2418 CONVEYORS



ITEM	QTY	PART NO.	DESCRIPTION
0	1	027219A00	DRIVE FRAME SPOILS GUIDE ASSEMBLY - Rear
1	1	027133P00	STRIP, Drive Frame Spoils Wear
2	1	027218P00	SUPPORT BAR, Drive Frame Spoils
3	9	P0040-004	BOLT, 1/4 UNC x .75
4	1	027247P00	BRACKET, Drive Frame Wear Strip
5	9	P0001-04-003	WASHER, Lock 1/4
6	18	P0011-004B	NUT, Weld 1/4 UNC
7	1	027132P00	HINGE, Drive Frame Spoils Guide

DRIVE MOTOR & ROLLER ASSEMBLY, 027420A

2415 (SN FA27450F00-47 & Before) & 2418 (SN FA27455F06 & Before) CONVEYORS



ITEM	QTY	PART NO.	DESCRIPTION
0	1	027420A	DRIVE MOTOR & ROLLER ASSEMBLY
1	1	P0031-06-003	SCREW, Socket Head Cap 3/8 UNC x .75
2	4	P0040-007	WASHER, Flat 7/16
3	4	P0045-007	WASHER, Lock 7/16
4	1	027306A00	SCRAPER, Internal Drive Roller
5	4	P0003-07-000	NUT, 7/16 UNC
6*	35 LI	P0078-002	CHAIN, Roller #60 x 35
7	1	027470A	COVER, Conveyor Chain
8	1	P0078-008	LINK, Connect #60
9	1	027374P	SPROCKET, Drive 14 Teeth

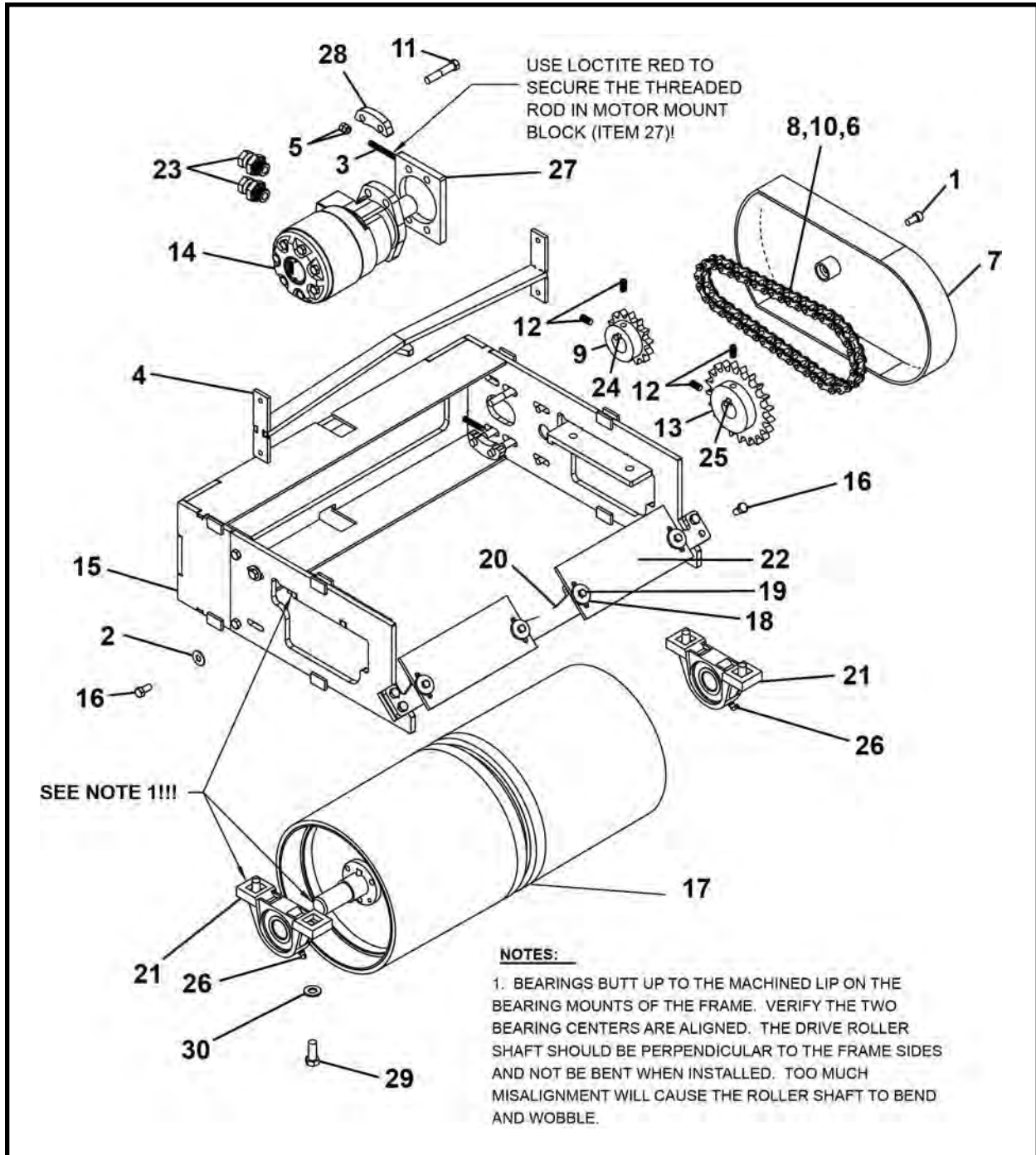
DRIVE MOTOR & ROLLER ASSEMBLY, 027420A
2415 (SN FA27450F00-47 & Before) & 2418 (SN FA27455F06 & Before) CONVEYORS

ITEM	QTY	PART NO.	DESCRIPTION
10	1	P0078-005	LINK, Repair #60
11	4	P0001-07-007	SCREW, Socket Head Cap 7/16 UNC x 1.75
12	4	P0033-06-012	SCREW, Socket Head Set 3/8 UNC x .5
13	1	027369P	SPROCKET, Drive 21 Teeth
14	1	P0304-157	MOTOR
15	1	027415A	WELDMENT, Drive Motor Frame (Includes item 15a)
15a	2	P0001-06-003	BOLT, 3/8 UNC x .75
16	10	P0001-06-003	BOLT, 3/8 UNC x .75
17	8	P0045-006	WASHER, Lock 3/8
18	4	002624P00	WASHER, Dirt Paddle
19	4	P0001-04-005	BOLT, 1/4 UNC x 1.25
20	1	027333P00	MOUNT, External Scraper
21	2	P0065-016	BEARING
22	2	027335P00	SCRAPER, External Belt
23	1	027465A	ROLLER, Drive
24	4	P0001-08-005	BOLT, 1/2 UNC x 1.25
25	4	P0045-008	WASHER, Lock 1/2
26	4	P0040-006	WASHER, Flat 3/8
27	4	P0040-008	WASHER, Hardened Flat 1/2
28	4	P0045-004	WASHER, Lock 1/4
29	2	P0300-094	FITTING, 10MB-08FPX (for four bolt mounting flange motor)

* May need to remove one link for proper fit.

LI - Linear Inch

DRIVE MOTOR & ROLLER ASSEMBLY, 032000A
2415 (SN F27450F00-48 & After) & 2418 (SN F27455F07 & After) CONVEYORS



ITEM	QTY	PART NO.	DESCRIPTION
0	1	032000A	DRIVE MOTOR & ROLLER ASSEMBLY
1	1	P0031-06-003	SCREW, Socket Head Cap 3/8 UNC x .75
2	4	P0040-006	WASHER, Hardened Flat 3/8
3	2	P0033-05-048	SCREW, Hex Set 5/16 UNC x 3
4	1	027306A00	SCRAPER, Internal Drive Roller
5	4	P0003-05-000	NUT, Hex 5/16
6	35 LI	P0078-002	CHAIN, Single #60
7	1	027470A	COVER, Conveyor Chain
8	1	P0078-008	LINK, Master #60
9	1	027374P	SPROCKET

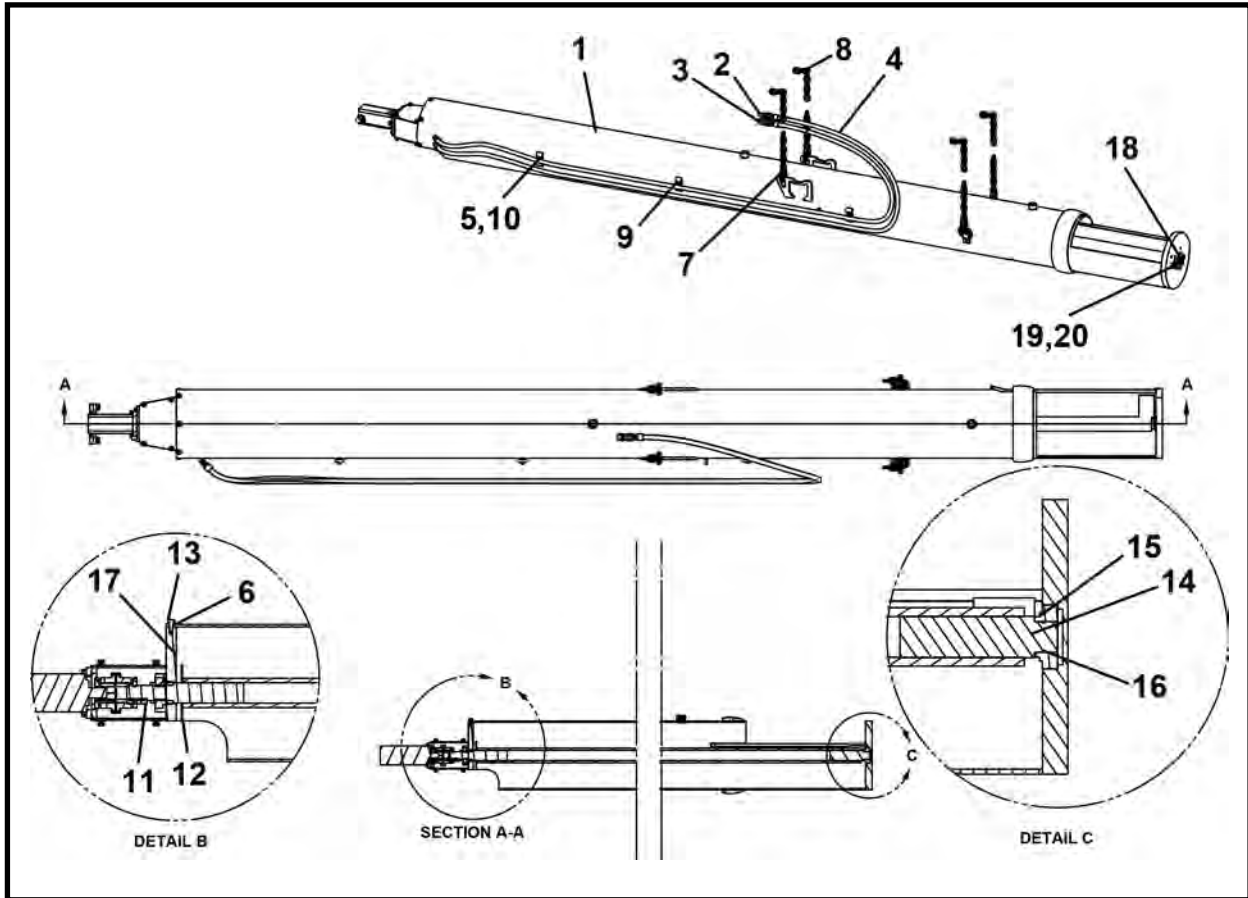
DRIVE MOTOR & ROLLER ASSEMBLY, 032000A
2415 (SN F27450F00-48 & After) & 2418 (SN F27455F07 & After) CONVEYORS

ITEM	QTY	PART NO.	DESCRIPTION
10	1	P0078-005	LINK, Repair #60
11	4	P0001-07-009	BOLT, Hex 7/16 UNC x 2.25
12	4	P0033-06-012	SCREW, Socket Set 3/8 UNC x .75
13	1	027369P	SPROCKET
14.1*	1	P0304-157	MOTOR (With four bolt mounting flange)
14.2*	1	P0304-371	MOTOR (With two bolt mounting flange)
15	1	032001A	FRAME, Drive Motor (Includes item 15a)
15a	2	P0001-06-003	BOLT, Hex 3/8 UNC x .75
16	8	P0001-06-003	BOLT, Hex 3/8 UNC x .75
17	1	031887A	ROLLER, Drive
18	4	002624P00	WASHER, Dirt Paddle
19	4	P0001-04-003	BOLT, Hex 1/4 UNC x .75
20	1	027333P00	SCRAPER, Scraper
21	2	P0065-016	BEARING
22	2	027335P00	SCRAPER, External Belt
23.1	2	P0300-094	FITTING, 10MB-08FPX (for four bolt mounting flange motor)
23.2	2	P0300-165	FITTING, 10MB-08FPX45 (for two bolt mounting flange motor)
24	1.25 LI	P0047-004	KEYSTOCK, 5/16
25	1.25 LI	P0047-005	KEYSTOCK, 3/8
26	2	P0063-003	FITTING, Grease 90 Degree 1/4-28
27	1	031858P	MOUNT, Motor
28	2	031859P	PAD, Drive Motor Bolt
29	4	P0001-08-005	SCREW, Hex Cap 1/2 UNC x 1.25
30	4	P0040-008	WASHER, Hardened Flat 1/2

LI - Linear Inch

* Refer to Section 8, Motors for parts information.

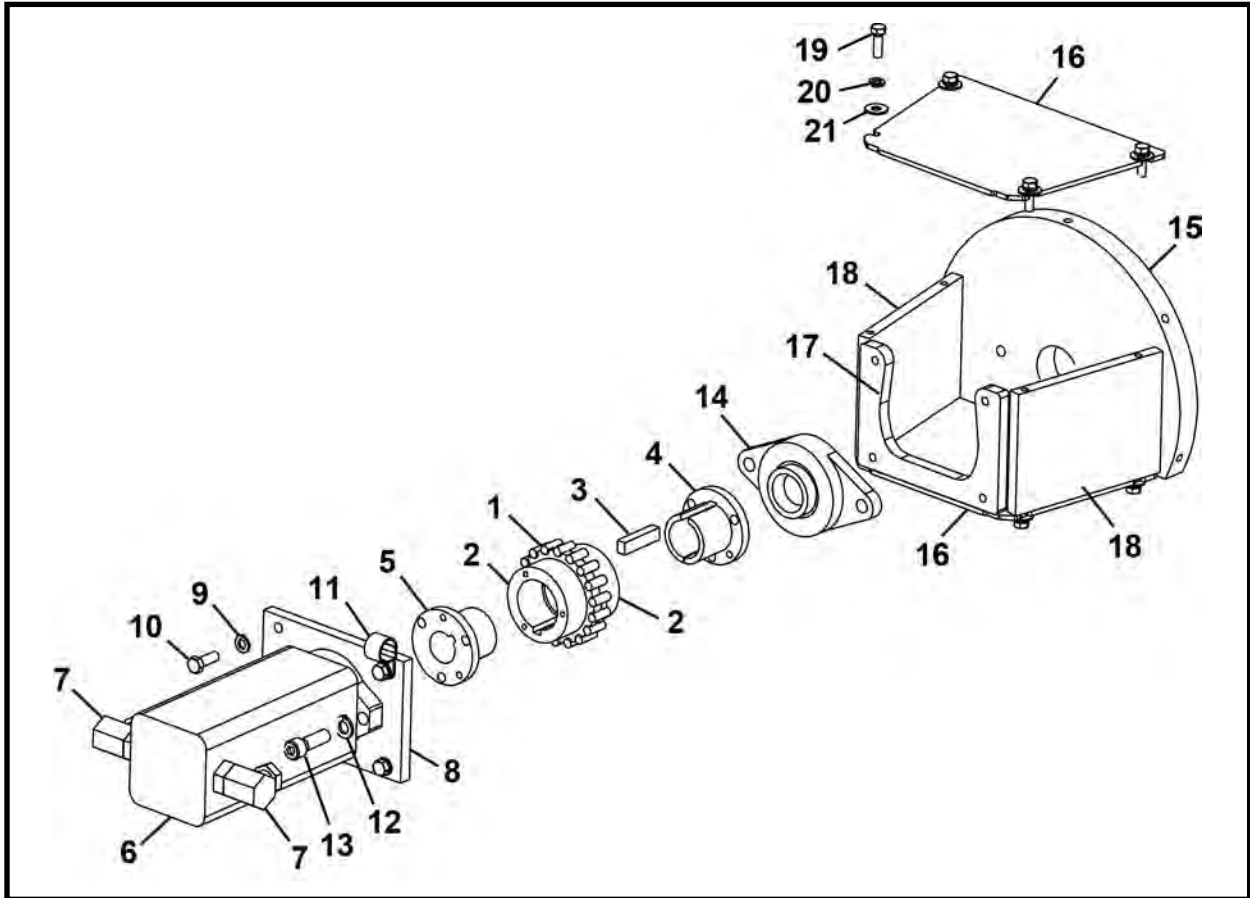
120EX SCREW CONVEYOR, F32070F
120EX SCREW CONVEYOR



ITEM	QTY	PART NO.	DESCRIPTION
0	1	F32070F	CONVEYOR, Screw 120EX
1	1	032066A	TUBE 12
2	1	P0100-004B	COUPLER, Male
3	1	P0100-004A	COUPLER, Female
4	2	A10320A-200	HOSE ASSEMBLY, 1/2 x 200
5	3	P0040-005	WASHER, Hardened Flat 5/16
6	5	P0040-006	WASHER, Hardened Flat 3/8
7	4	P0098-010	LINK, Hammerlock 3/8
8	4	P0094-003-030	CHAIN, 3/8
9	3	002269P01	CLAMP, Line
10	3	P0003-05-000	NUT, Hex 5/16 UNC
11	1	P0047-010	KEY
12	1	023522P00	SHIELD, Conveyor Shaft
13	5	P0001-06-004	BOLT, hex 3/8 UNC x 1
14	1	031892A	ASSEMBLY, Auger Ext 12
15	1	P0065-004	BEARING
16	1	P0085-028	ORING
17*	1	023543A	ASSEMBLY, Motor Mount
18	1	P0065-017	BEARING, Pivot
19	2	P0040-008	WASHER, Hardened Flat 1/2
20	2	P0001-06-007	BOLT, Hex 3/8 UNC x 1.75
21	1	1255-009	KIT, Decal Screw Conveyor

* Refer to this section for parts information.

MOTOR MOUNT ASSEMBLY, 023543A
120EX SCREW CONVEYOR

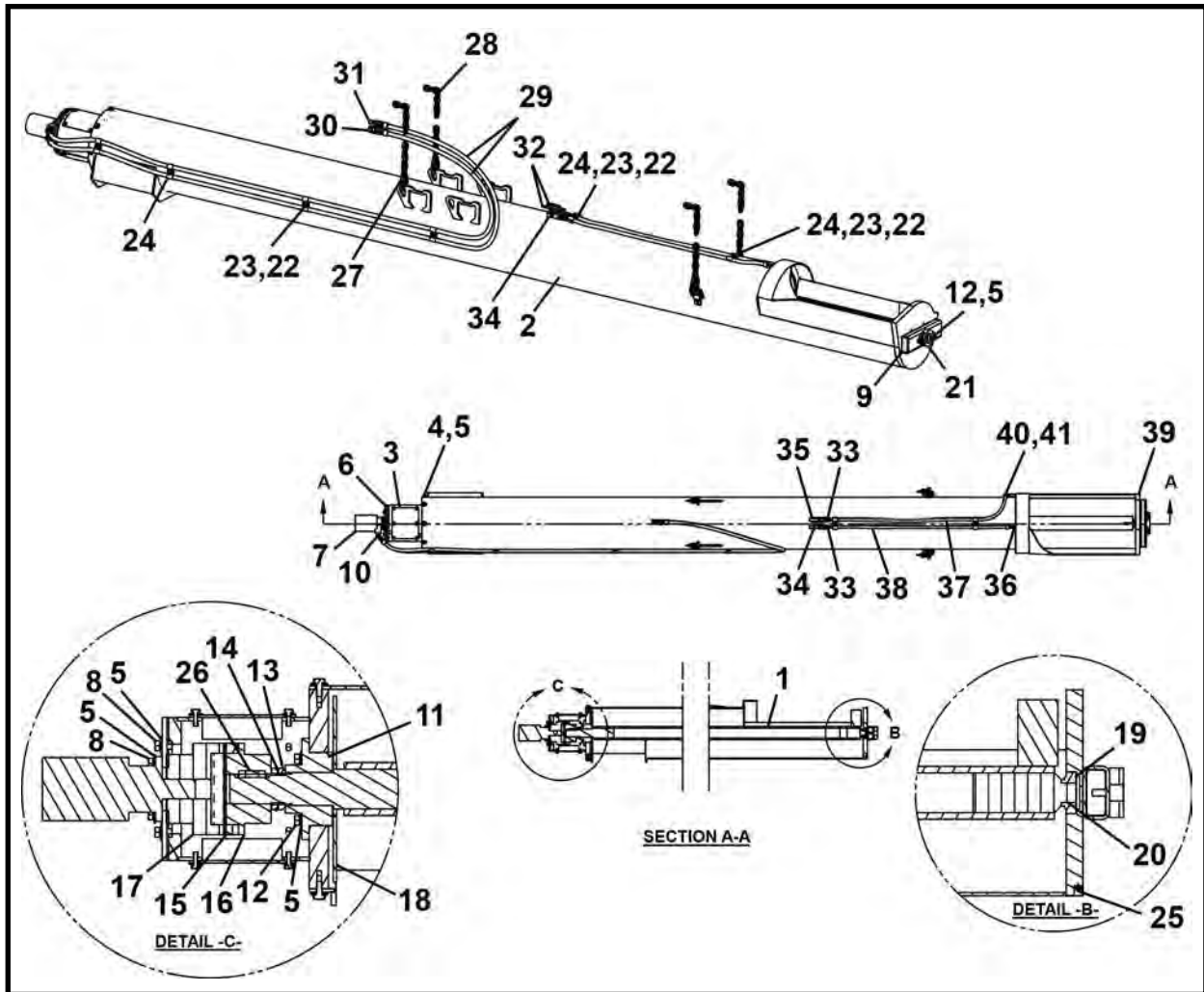


ITEM	QTY	PART NO.	DESCRIPTION
0	1	023543A	MOTOR MOUNT ASSEMBLY
1	1	P0305-114A	CHAIN
2	2	P0305-114C	SPROCKET
3	1	P0047-010	KEY
4	1	P0066-028	BUSHING 1-1/2
5	1	004544P00	BUSHING, Power Drive
6*	1	P0304-109	MOTOR
7	2	P0300-198	FITTING, 12MB-08FPX90
8	1	007142P00	PLATE, Conveyor
9	0	P0045-006	WASHER, Lock 3/8
10	4	P0001-06-004	BOLT, Hex 3/8 UNC x 1
11	1	P0055-129	CLAMP 3/4
12	0	P0045-008	WASHER, Lock 1/2
13	2	P0031-08-006	SCREW Socket Head 1/2 UNC x 1.5
14	1	P0065-163	BEARING
15	1	NSS	PLATE, Conveyor
16	2	007143P00	PLATE
17	1	NSS	PLATE, 12" AUGER
18	2	NSS	BAR
19	8	P0001-05-003	BOLT, Hex 5/16 UNC x .75
20	0	P0045-005	WASHER, Lock 5/16
21	8	P0040-005	WASHER, Hardened Flat 5/16

* Refer to Section 8, Motors for parts information.

NSS - Not Sold Separately

140EX SCREW CONVEYOR, F20645F00
140EX SCREW CONVEYOR



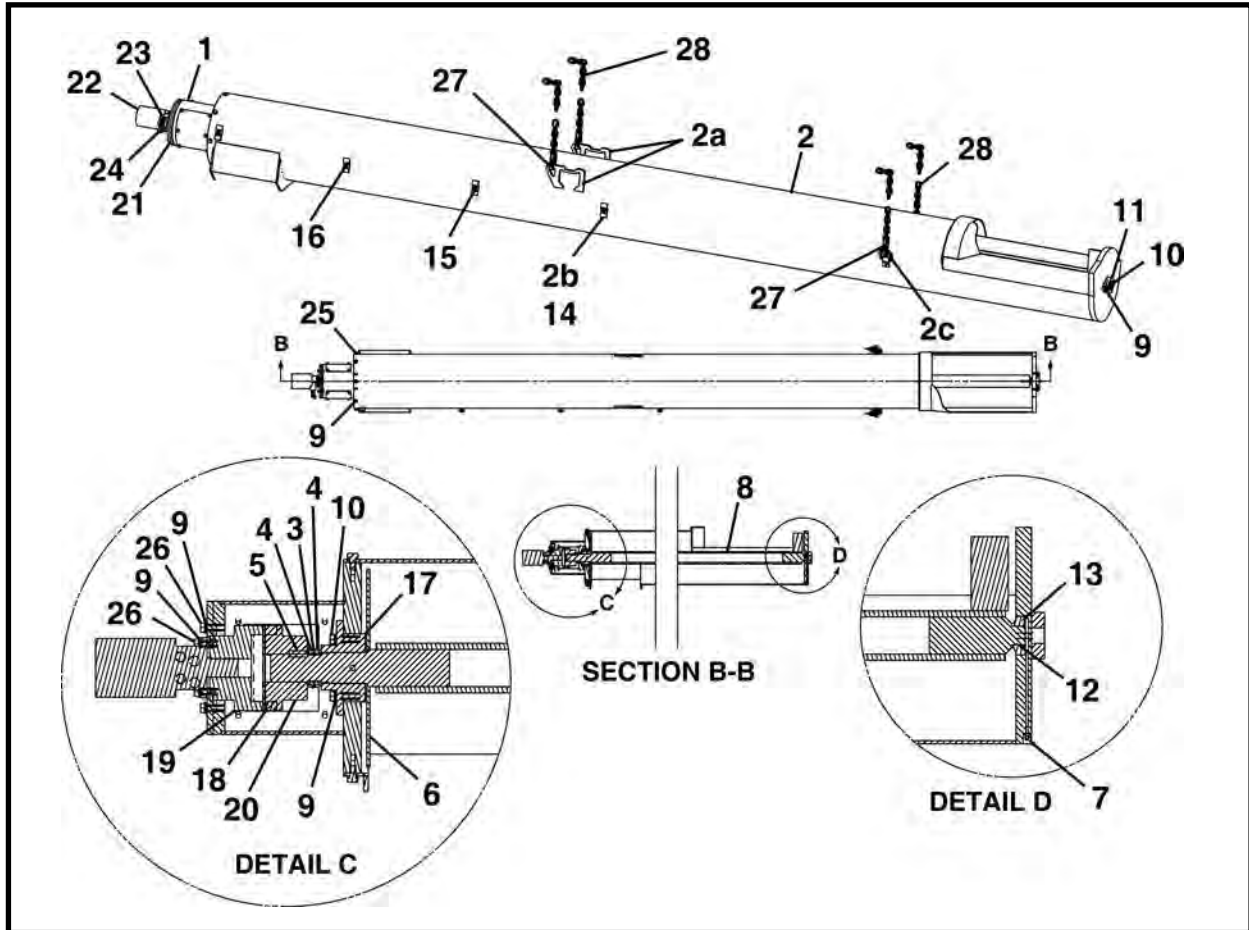
ITEM	QTY	PART NO.	DESCRIPTION
0	1	F20645F00	CONVEYOR, Screw, 140EX
1	1	020644A	SCREW, Extended
2	1	020646A	PIPE, Extended
3	1	024502A00	ADAPTER, Motor
4	8	P0001-08-004	BOLT, Hex 1/2 UNC x 1
5	22	P0040-008	WASHER, Hardened Flat 1/2
6	1	009893P00	PLATE, Mounting
7*	1	P0304-145	MOTOR
8	8	P0001-08-006	BOLT, Hex 1/2 UNC x 1.5
9	2	023544A	SPACER
10	2	P0300-165	FITTING, 10MB-08FPX45
11	1	P0065-107	BEARING
12	6	P0001-08-008	BOLT, Hex 1/2 UNC x 2
13	2	P0065-108	NUT, Lock N-12
14	1	P0065-109	WASHER, Lock W-12
15	1	P0305-134C	INSERT
16	1	P0305-134A	COUPLER
17	1	P0305-134B	SPLINE, Coupler
18	1	024559P	WASHER, Conveyor Flighting
19	1	P0065-004	BEARING

140EX SCREW CONVEYOR, F20645F00
140EX SCREW CONVEYOR

ITEM	QTY	PART NO.	DESCRIPTION
20	1	P0085-028	ORING
21	1	P0065-017	BEARING, Conveyor End Pivot
22	6	P0003-05-000	NUT, Hex 5/16
23	6	P0040-005	WASHER, Hardened Flat 5/16
24	6	002269P01	CLAMP, Line
25	1	P0063-001	FITTING, Grease Straight
26	1	P0047-007	KEY
27	4	P0098-010	LINK, Hammerlock 3/8
28	4	P0094-003-030	CHAIN, 3/8
29	2	A10320A-200	HOSE ASSEMBLY, 1/2 x 200
30	1	P0100-004A	COUPLER, Female
31	1	P0100-004B	COUPLER, Male
32	2	P0302-185	VALVE 1/2" BALL
33	2	P0300-120	FITTING, 06MJ-08MP
34	1	P0300-025	FITTING, 08MP-08MP90
35	1	P0300-049	FITTING, 08MP-08FP-08FP
36	1	P0300-331	FITTING, 06MJ-06MJBKHD
37	1	A10311A-060	HOSE ASSEMBLY, 3/8 x 60
38	1	A10311A-056	HOSE ASSEMBLY, 3/8 x 56
39	1	P0417-002	CAP, Pipe 3/8
40	1	P0300-130	FITTING, 06MJ-06MP
41	1	P0400-002	COUPLING, Pipe 3/8
42	1	1255-009	KIT, Decal Screw Conveyor

* Refer to Section 8, Motors for parts information.

160 SCREW CONVEYOR, F09885F00
160 SCREW CONVEYOR (SN F09885F04 & Before)



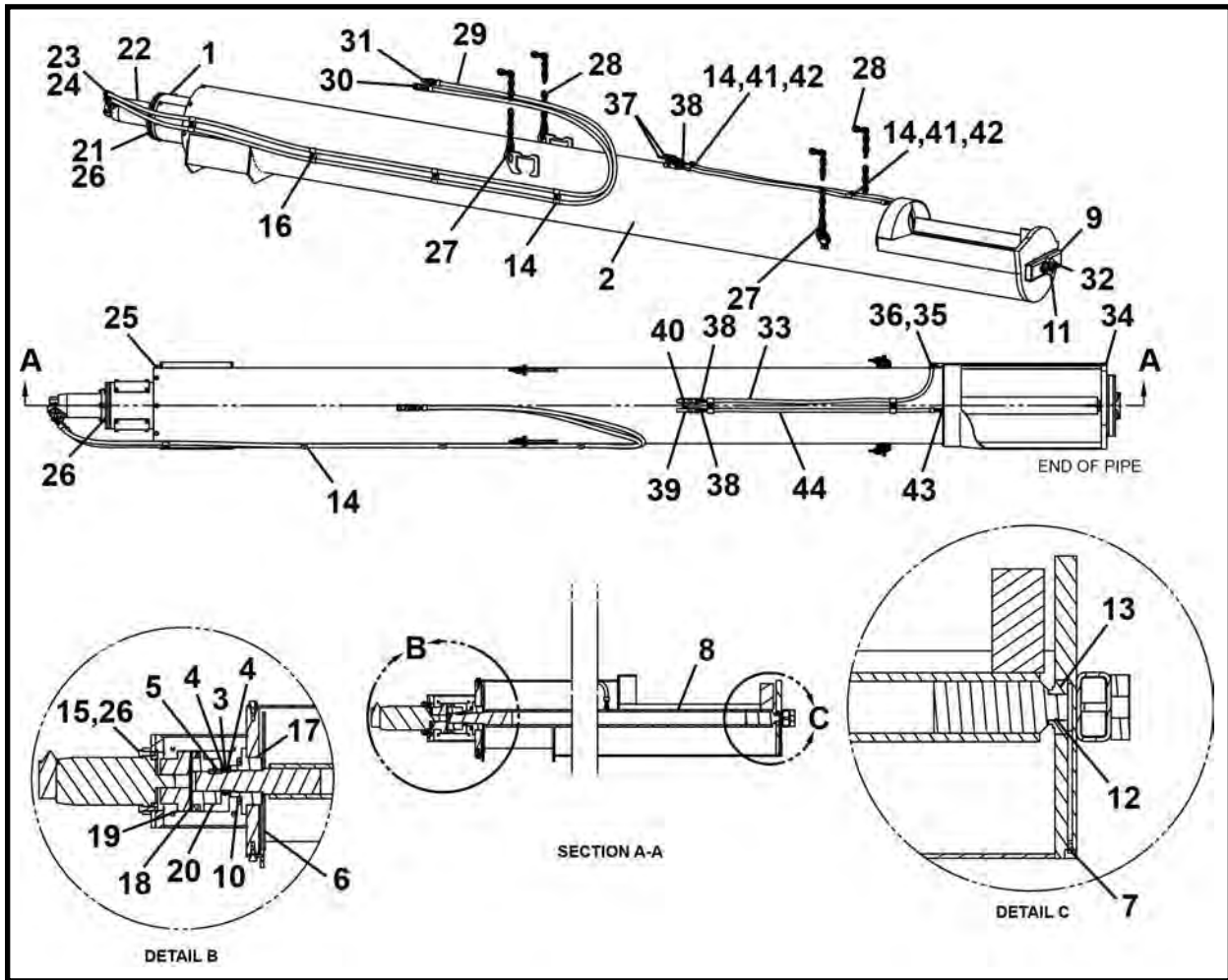
ITEM	QTY	PART NO.	DESCRIPTION
0	1	F09885F00	CONVEYOR, Screw, 160
1	1	009883A00	WELDMENT, Motor Adaptor
2	1	009881A00	WELDMENT, 16" Pipe (Includes items 2a-2c)
2a	2	023524P00	BRACKET, Conveyor
2b	4	P0001-05-003	BOLT, Hex 5/16 UNC x .75
2c	2	P0079-003	D-RING 1/2
3	1	P0065-109	WASHER, Lock
4	2	P0065-108	NUT, Lock
5	1	P0047-007	KEY
6	1	009874P	WASHER, Conveyor Flighting
7	1	P0063-001	FITTING, Grease 1/4
8	1	009882A00	WELDMENT, 16" Screw
9	22	P0045-008	WASHER, Lock 1/2
10	6	P0001-08-008	BOLT, Hex 1/2-13 x 2
11	1	P0065-017	BEARING, Pivot End
12	1	P0085-028	O-RING
13	1	P0065-004	BEARING
14	4	002269P01	CLAMP, Line
15	4	P0045-005	WASHER, Lock 5/16
16	4	P0004-05-000	NUT, 5/16
17	1	P0065-107	BEARING
18	1	P0305-134C	INSERT, Coupler

(Continued on next page)

160 SCREW CONVEYOR, F09885F00
160 SCREW CONVEYOR (SN F09885F04 & Before)

ITEM	QTY	PART NO.	DESCRIPTION
19	1	P0305-134B	COUPLER, Spline
20	1	P0305-134A	COUPLER, Keyway
21	1	009893P00	PLATE, Mounting
22	1	P0304-145	MOTOR, Hydraulic
23	2	P0300-167	FITTING, 10MB-08FP
24	2	P0300-173	SWIVEL, 1/2 Male, 45 Degree
25	8	P0001-08-004	BOLT, 1/2 UNC x 1
26	8	P0001-08-006	BOLT, 1/2 UNC x 1.5
27	4	P0098-010	LINK, 3/8
28	4	P0094-003-030	CHAIN, 3/8 x 30
29	2	A10320A0-200	HOSE ASSEMBLY, 1/2 x 200
30	1	P0100-004A	COUPLER, Quick 1/2 Female
31	1	P0100-004B	COUPLER, Quick 1/2 Male

160 SCREW CONVEYOR, F09885F00
160 SCREW CONVEYOR (SN F09885F05 & After)



ITEM	QTY	PART NO.	DESCRIPTION
0	1	F09885F00	CONVEYOR, Screw, 160
1	1	009883A00	WELDMENT, Motor Adaptor
2	1	009881A00	WELDMENT, 16" Pipe (Includes items 2a-2c)
2a	2	023524P00	BRACKET, Conveyor
2b	4	P0001-05-003	BOLT, Hex 5/16 UNC x .75
2c	2	P0079-003	D-RING 1/2
3	1	P0065-109	WASHER, Lock
4	2	P0065-108	NUT, Lock
5	1	P0047-007	KEY
6	1	009874P	WASHER, Conveyor Flighting
7	1	P0063-001	FITTING, Grease 1/4
8	1	009882A00	WELDMENT, 16" Screw
9	1	023544A	SPACER, Tube
10	4	P0001-08-008	BOLT, Hex 1/2-13 x 2
11	1	P0065-017	BEARING, Pivot End
12	1	P0085-028	O-RING
13	1	P0065-004	BEARING
14	4	002269P01	CLAMP, Line
15	4	P0040-008	WASHER, Hardened Flat 1/2
16	4	P0004-05-000	NUT, 5/16
17	1	P0065-107	BEARING

(Continued on next page)

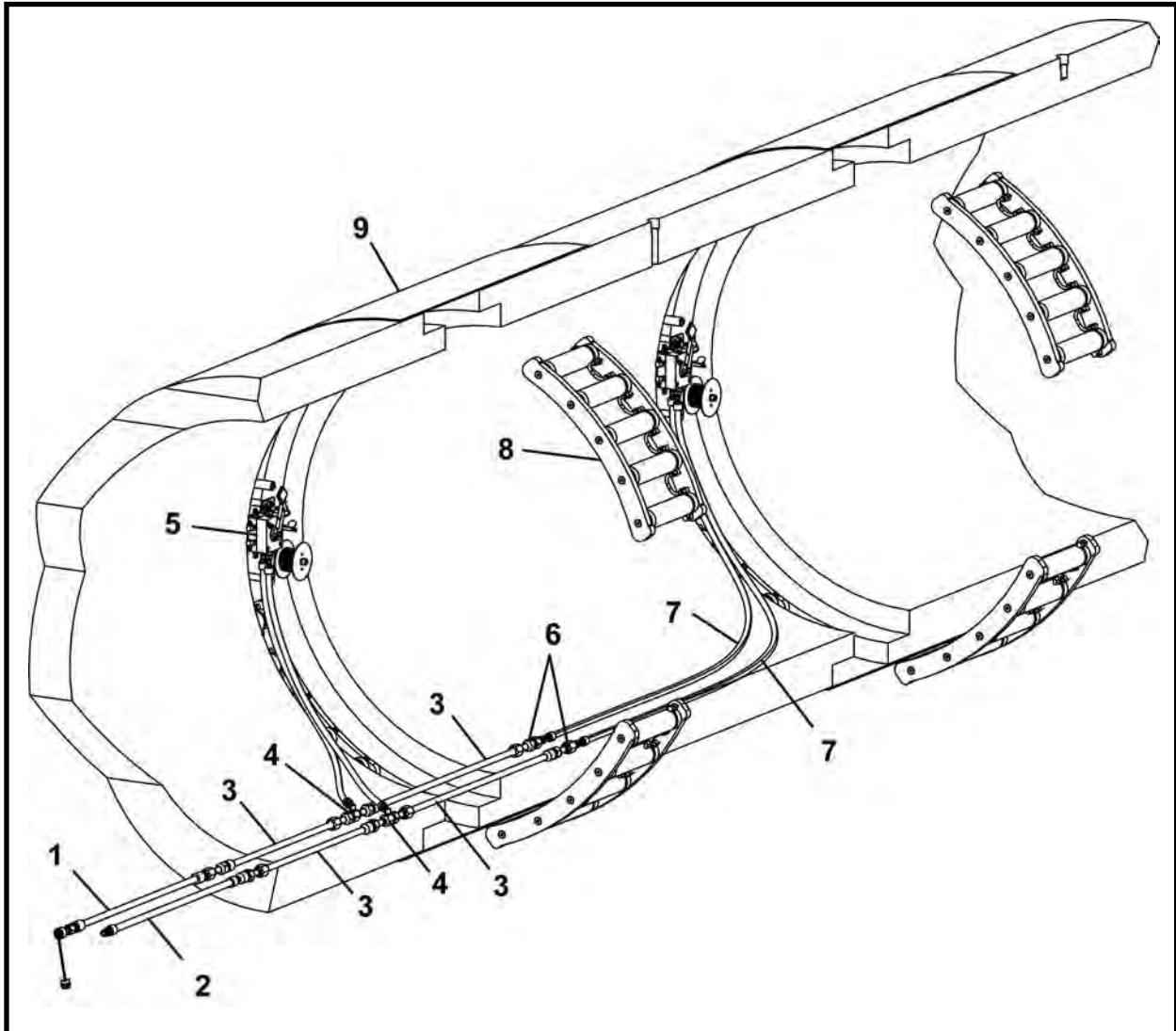
160 SCREW CONVEYOR, F09885F00
160 SCREW CONVEYOR (SN F09885F05 & After)

ITEM	QTY	PART NO.	DESCRIPTION
18	1	P0305-165	INSERT
19	1	P0305-230	COUPLER
20	1	P0305-134A	COUPLER, Keyway
21	1	009876P	ADAPTER, Motor
22*	1	P0304-338	MOTOR, Hydraulic
23	2	P0300-068	FITTING, 16MB-12FP
24	2	P0300-024	FITTING, 12MP-08FPX45
25	8	P0001-08-004	BOLT, Hex 1/2 UNC x 1
26	8	P0001-08-006	BOLT, Hex 1/2 UNC x 1.5
27	4	P0098-010	LINK, 3/8
28	4	P0094-003-030	CHAIN, 3/8 x 30
29	2	A10320A0-200	HOSE ASSEMBLY, 1/2 x 200
30	1	P0100-004A	COUPLER, Quick 1/2 Female
31	1	P0100-004B	COUPLER, Quick 1/2 Male
32	2	P0001-08-014	BOLT, Hex 1/2 UNC x 3.5

* Refer to Section 8, Motors for parts information.

NOTES

INTERMEDIATE JACKING STATION



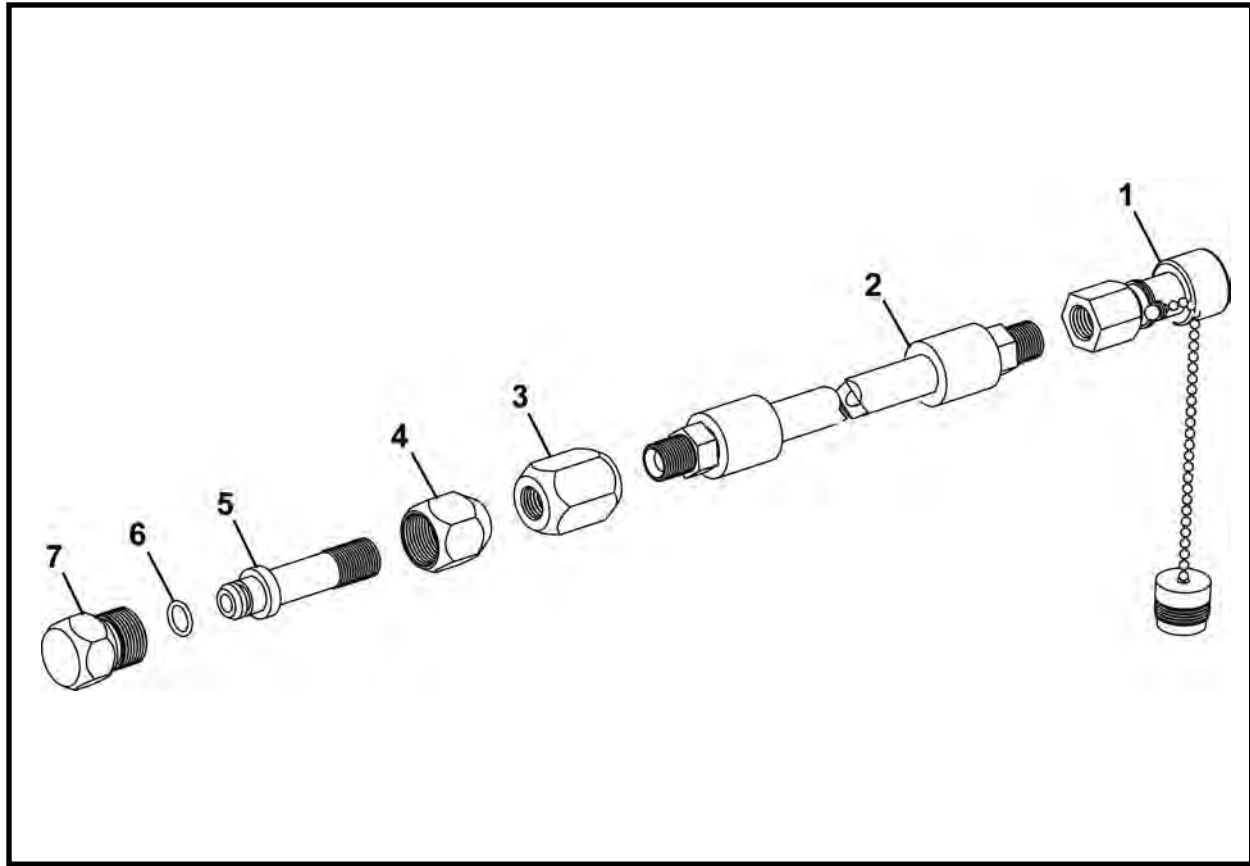
ITEM	QTY	PART NO.	DESCRIPTION
1*	1	F09802F01	STARTER HOSE, High Pressure 30'
2*	1	F27868F	STARTER HOSE, Low Pressure 30'
3*	AR	F09800F00	TUNNEL LINE
4*	AR	F09804F00	TEE CONNECT
5*	AR	F04908F01	VALVE, IJS (With Cable)
6*	1	F09805F00	STARTER CONNECTION
7	2	A10311A-xxx	HOSE ASSEMBLY, 3/8 JIC x length
8.1*	4	007299A00	IJS SEGMENT ASSEMBLY - 48SC/420
8.2*	4	007300A00	IJS SEGMENT ASSEMBLY - 480
8.3*	5	007301A00	IJS SEGMENT ASSEMBLY - 540
9**	AR	-	IJS HOUSING

AR - As Required (Per Job)

* Refer to this section for parts information.

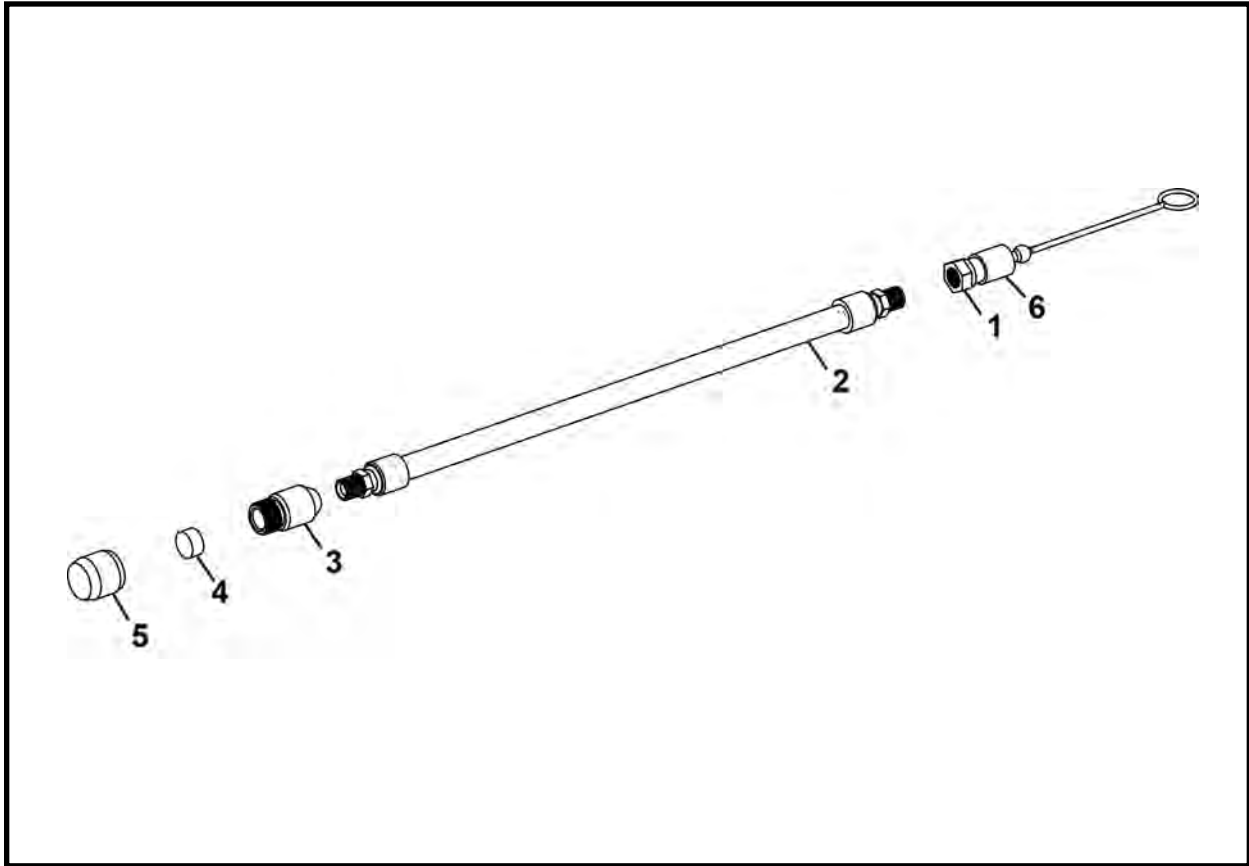
** Contact your Akkerman Sales Representative for information regarding IJS housings.

IJS STARTER HOSE 30 FT (HIGH PRESSURE) ASSEMBLY, F09802F01



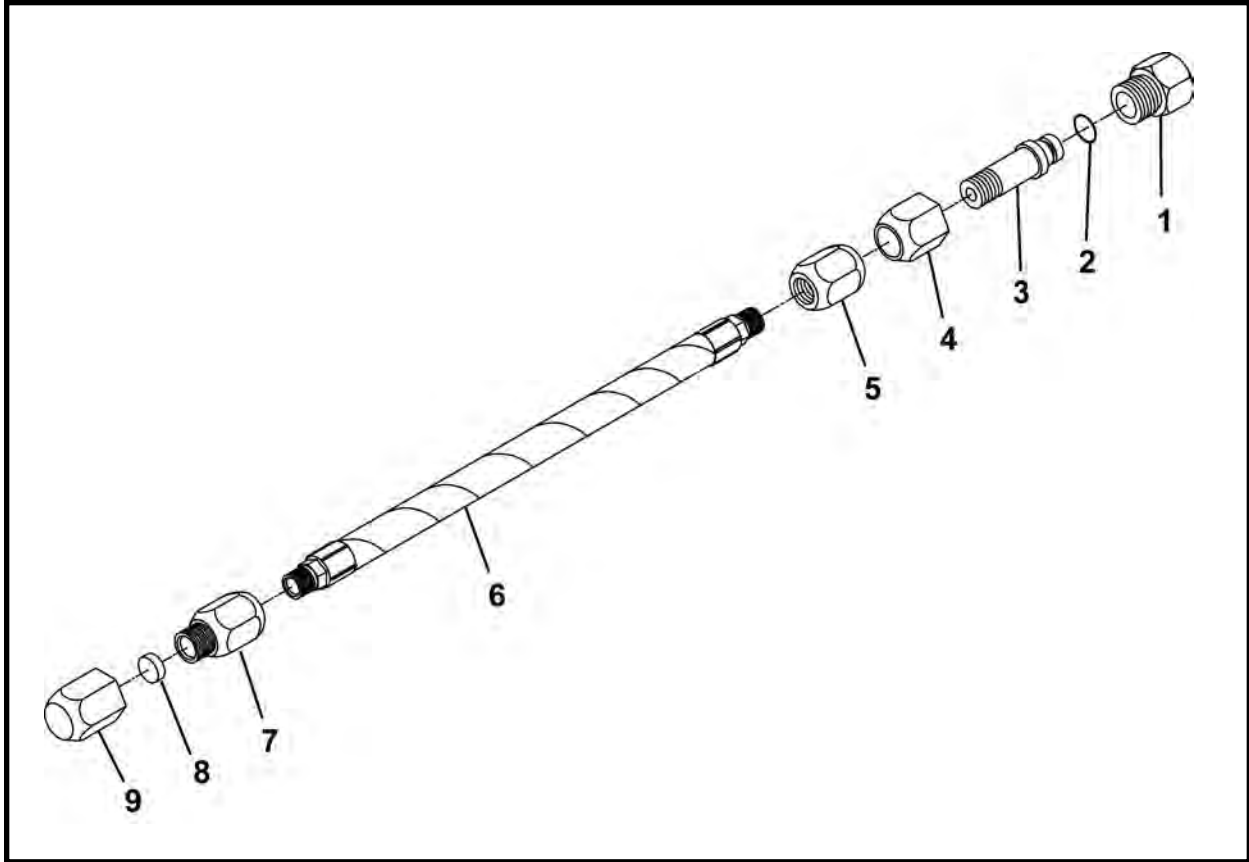
ITEM	QTY	PART NO.	DESCRIPTION
0	1	F09802F01	HOSE, High Pressure Starter 30'
1	1	P0100-001B	COUPLER, Male
2	1	A10420A-360	HOSE ASSEMBLY, 1/2 x 360
3	1	009812P01	COUPLER, Hi-Pressure 1/2 NPT
4	1	005135P00	COUPLER, 1/2
5	1	005134P00	COUPLER, Male 1/2
6	1	P0085-113	ORING
7	1	009808P00	CAP, Female

IJS STARTER HOSE 30 FT (LOW PRESSURE) ASSEMBLY, F09803F01



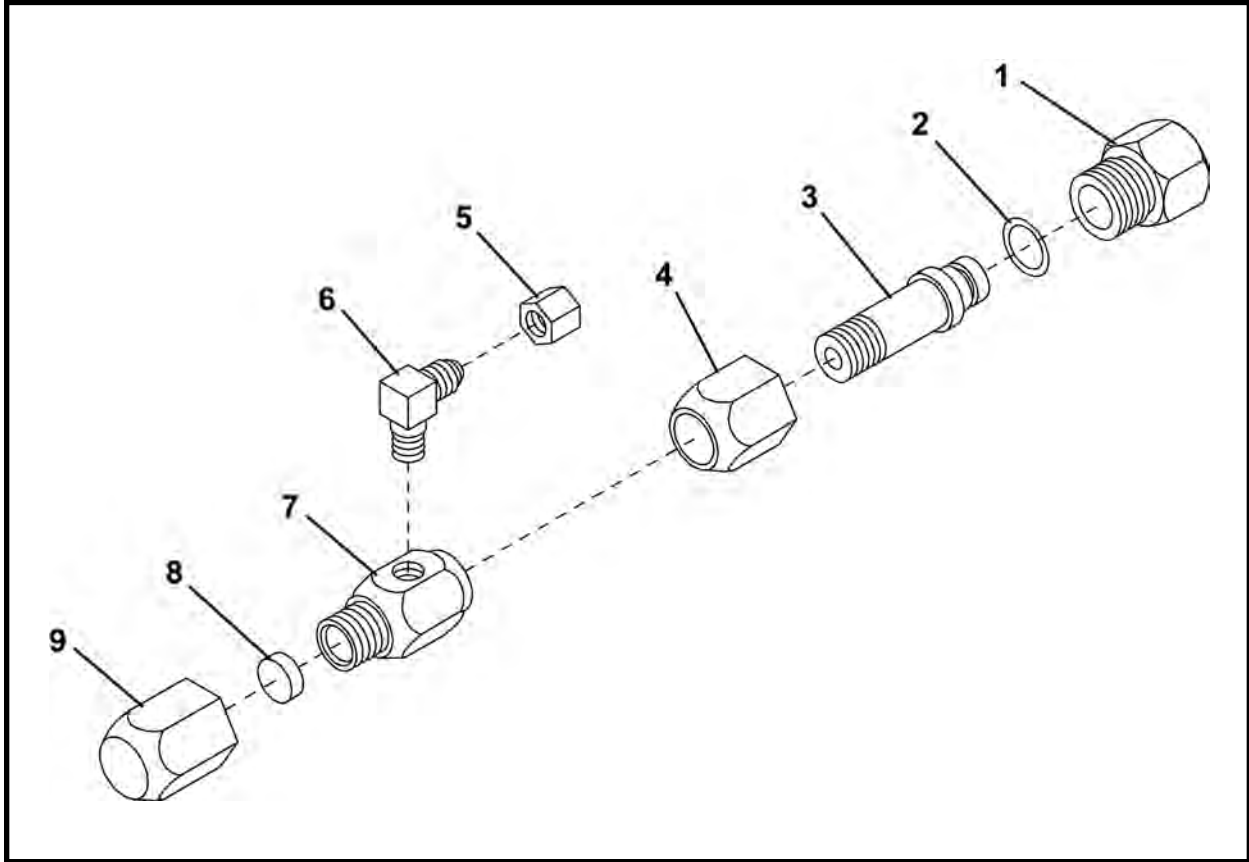
ITEM	QTY	PART NO.	DESCRIPTION
0	1	F09803F01	IJS STARTER HOSE ASSEMBLY, Low Pressure
1	1	P0100-013B	NIPPLE, Female 1/2 NPT
2	1	A10320A-360	HOSE ASSEMBLY 1/2 x 360
3	1	009809P00	COUPLER, Female 1/2
4	1	007085P00	PLUG, Coupler Cap
5	1	009811P01	CAP, Male
6	1	P0100-013D	PLUG, Dust

IJS TUNNEL LINE 10' 6", F09800F00



ITEM	QTY	PART NO.	DESCRIPTION
0	1	F09800F00	IJS TUNNEL LINE 10' 6"
1	1	009808P00	CAP, Female
2	1	P0085-113	ORING
3	1	005134P00	COUPLER, Male
4	1	005135P00	COUPLER
5	1	009812P01	COUPLER, High Pressure
6	1	009806P00	PIPE
7	1	009809P00	COUPLER, Female
8	1	007085P00	PLUG, Coupler
9	1	009811P01	CAP, Male

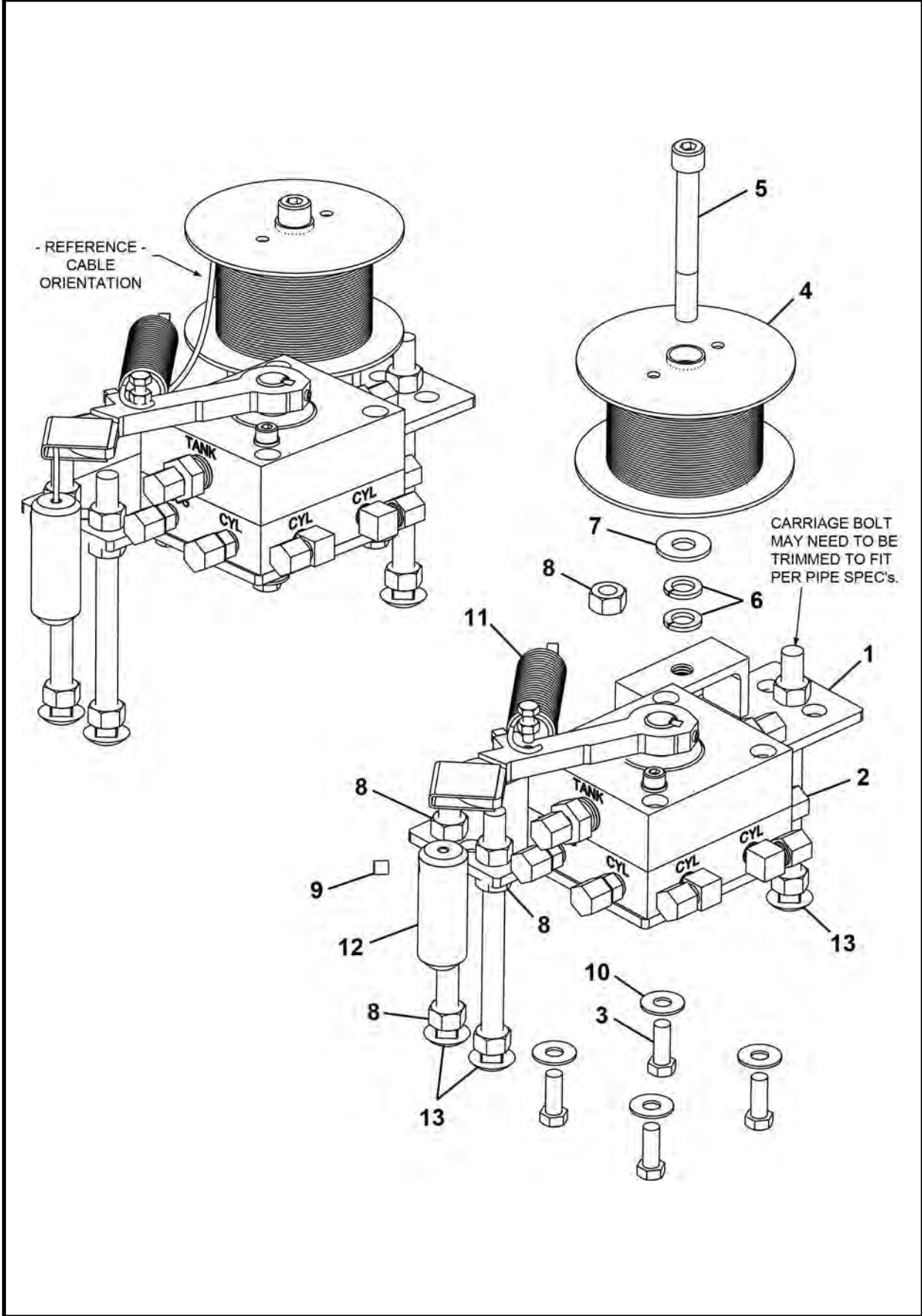
IJS TEE CONNECTOR, F09804F00



ITEM	QTY	PART NO.	DESCRIPTION
0	1	F09804F00	TEE CONNECTOR, IJS
1	1	009808P00	CAP, Female
2	1	P0085-113	ORING
3	1	005134P00	COUPLER, Male
4	1	005135P00	COUPLER, 1/2
5	1	P0300-126	CAP, 06FJ
6	1	P0300-125	FITTING, 06MJ-04MP90
7	1	009810P00	COUPLER, Female
8	1	007085P00	PLUG, Coupler Cap
9	1	009811P01	CAP, Male

NOTE: Two connectors required per jack station.

IJS VALVE (With Cable), F04908F01



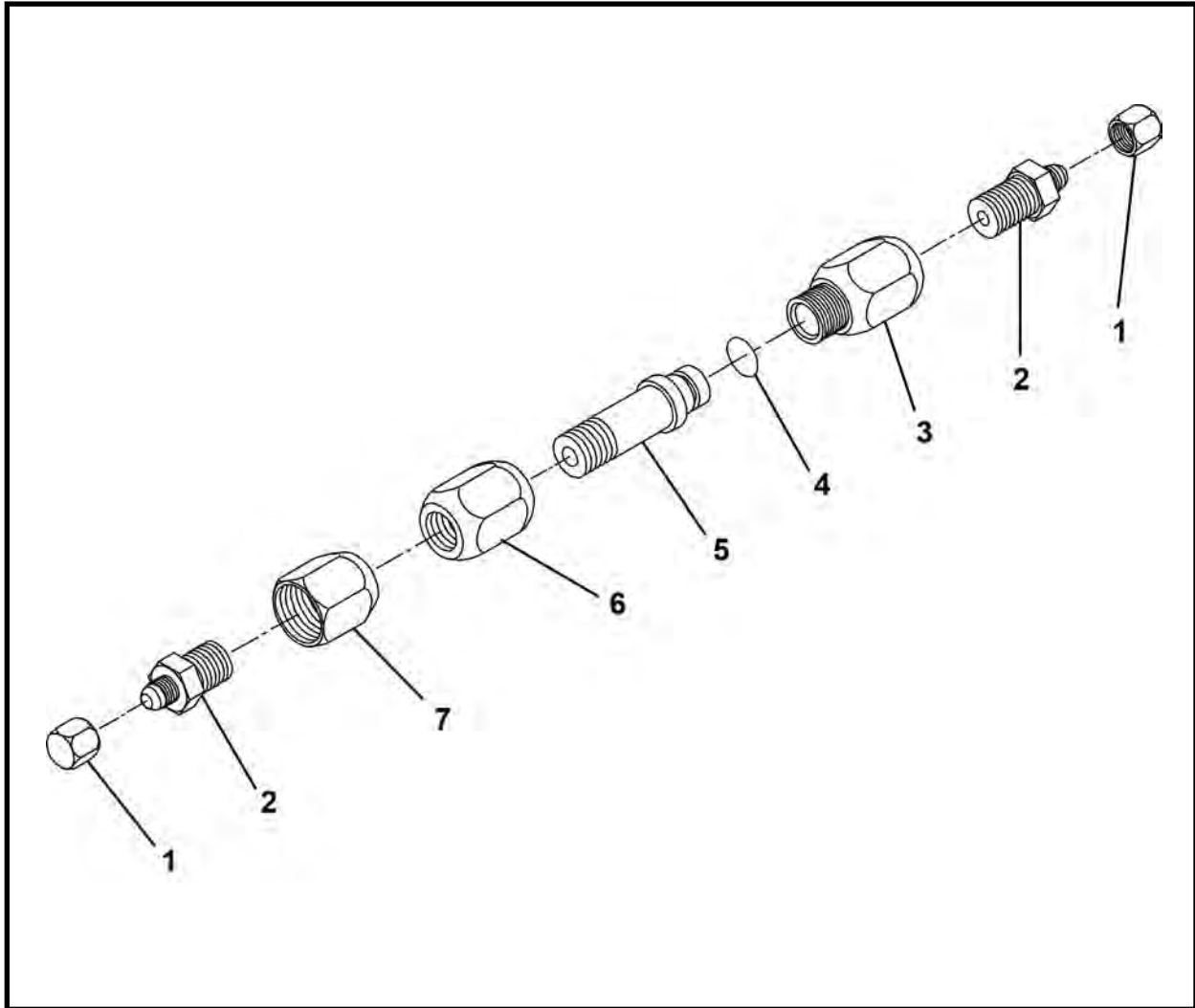
IJS VALVE (With Cable), F04908F01

ITEM	QTY	PART NO.	DESCRIPTION
0	1	F04908F01	IJS VALVE (With Cable)
1	1	005764A00	PLATE ASSEMBLY
2*	1	004725A00	VALVE
3	4	P0001-06-004	BOLT, Hex 3/8 UNC x 1
4	1	002323A	ASSEMBLY, Cable & Spool (Includes items 4a - 4b)
4a	1	002373A00	SPOOL ASSEMBLY
4b	7200 LI	P0075-001	CABLE
5	1	P0031-08-016	SCREW, Socket Head Cap 1/2 UNC x 4
6	2	P0043-008	WASHER, Spring 1/2
7	1	P0040-008	WASHER, Hardened Flat 1/2
8	10	P0003-08-000	NUT, 1/2 UNC
9	1	P0033-05-004	SCREW, Socket Set 5/16 x .25
10	4	P0040-006	WASHER, Hardened Flat 3/8
11	1	P0070-031	SPRING
12	1	001335P00	WEIGHT, Valve
13	3	P0026-011	BOLT, Carriage 1/2 x 6.5

* Refer to Section 7, Valves for parts information.

LI - Linear Inch

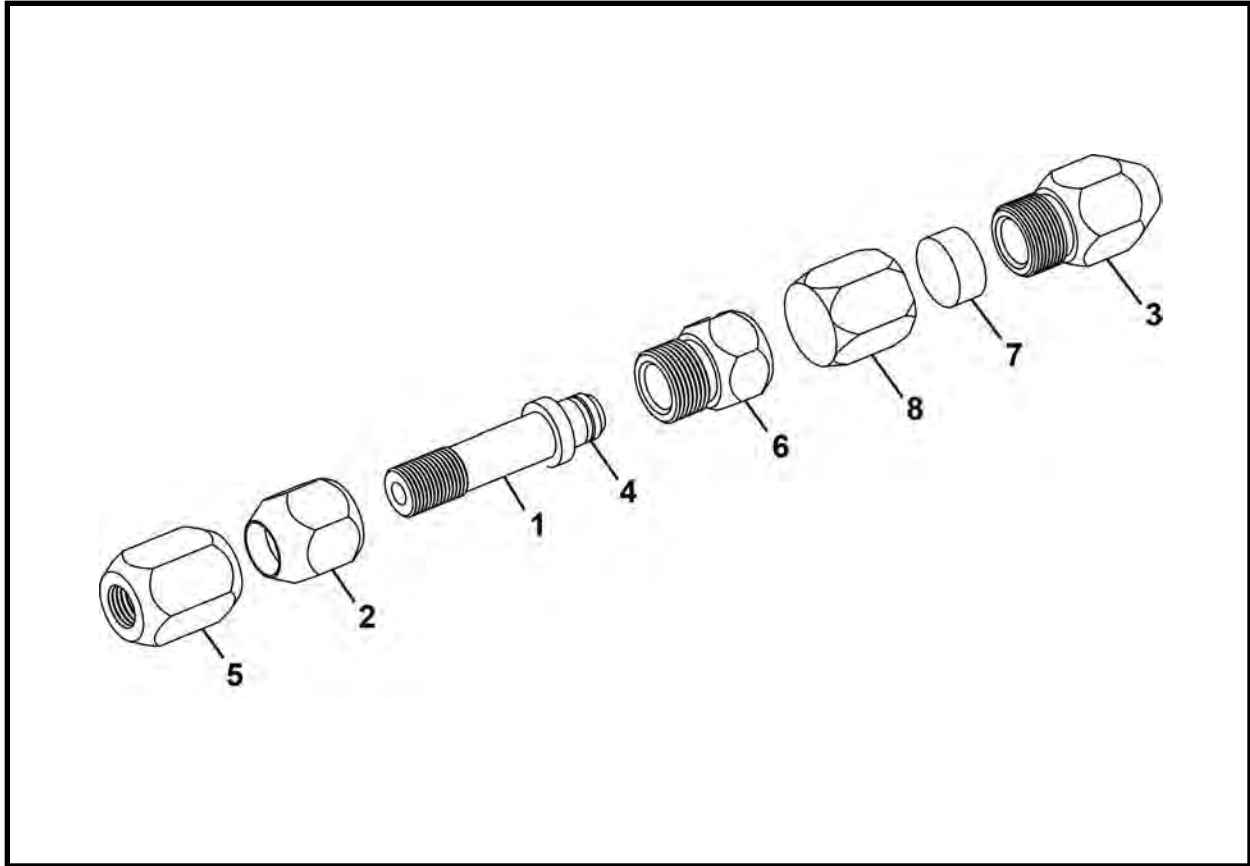
IJS STARTER CONNECTION, F09805F00



ITEM	QTY	PART NO.	DESCRIPTION
0	1	F09805F00	STARTER CONNECTION
1	2	P0300-126	CAP, 06FJ
2	2	P0300-120	FITTING, 06MJ-08MP
3*	1	009809P00	COUPLER, Female
4*	1	P0085-113	ORING
5*	1	005134P00	COUPLER, Male
6*	1	005135P00	COUPLER
7*	1	009812P01	COUPLER, High Pressure

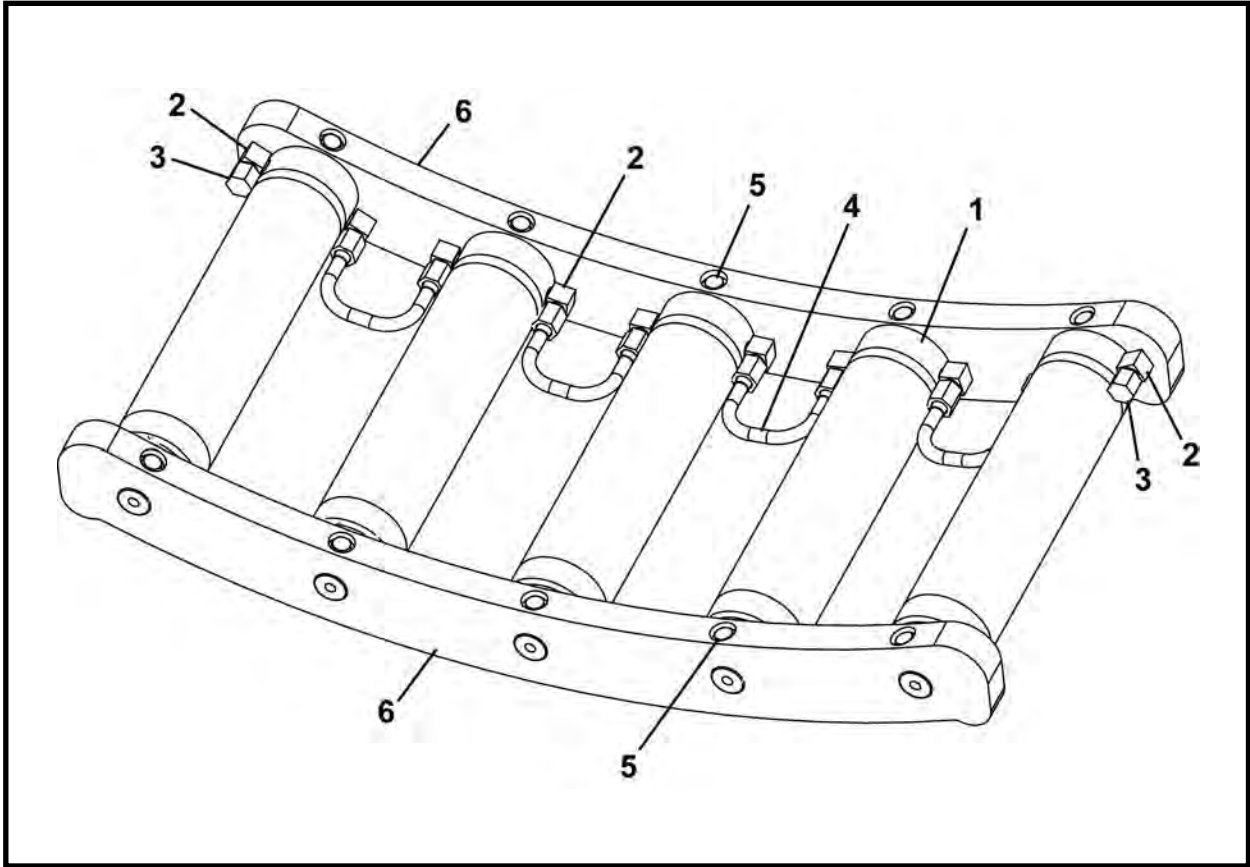
* Included in IJS Coupler Assembly, 005133A02. Refer to this section for parts information.

IJS COUPLER ASSEMBLY, 005133A02



ITEM	QTY	PART NO.	DESCRIPTION
0	1	005133A02	IJS COUPLER ASSEMBLY
1	1	005134P00	COUPLER, Male
2	1	005135P00	COUPLER
3	1	009809P00	COUPLER, Female
4	1	P0085-113	ORING
5	1	009812P01	COUPLER, High Pressure
6	1	009808P00	CAP, Female
7	1	007085P00	PLUG, Coupler
8	1	009811P01	CAP, Male

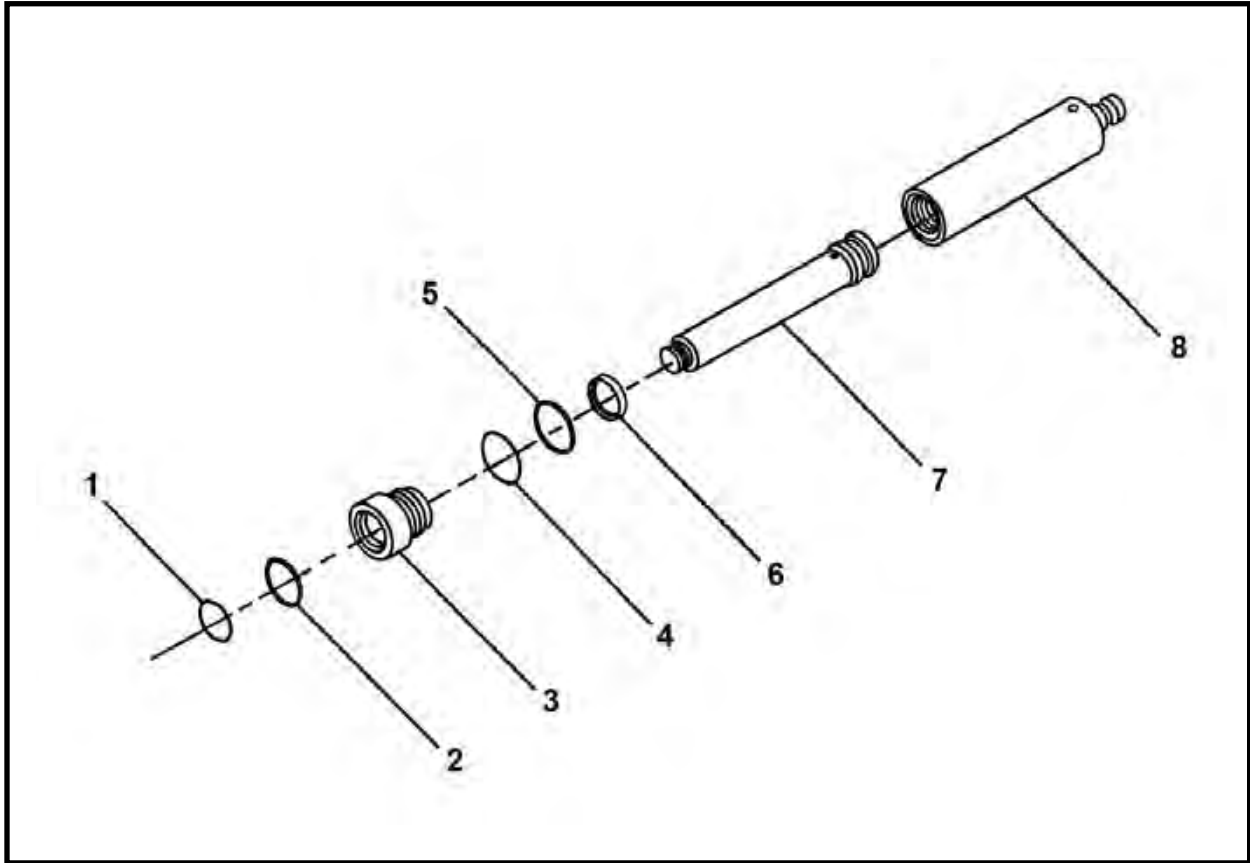
IJS SEGMENT ASSEMBLY



ITEM	QTY	PART NO.	DESCRIPTION
0.1	1	007299A00	IJS SEGMENT ASSEMBLY - 48SC /420
0.2	1	007300A00	IJS SEGMENT ASSEMBLY - 480
0.3	1	007301A00	IJS SEGMENT ASSEMBLY - 540
1*	5	F03531F02	CYLINDER, IJS
2	10	P0300-125	FITTING, 04MP-06MJ
3	2	P0300-126	CAP
4	4	001907A00	TUBE
5	10	P0001-05-003	BOLT, 5/16 UNC x .75
6.1	2	F01480F00	END IRONS, Plate - 48SC /420
6.2	2	F01390F00	END IRONS, Plate - 480
6.3	2	F07297F00	END IRONS, Plate - 540

* Refer to this section for parts information.

IJS CYLINDER ASSEMBLY, F03531F02

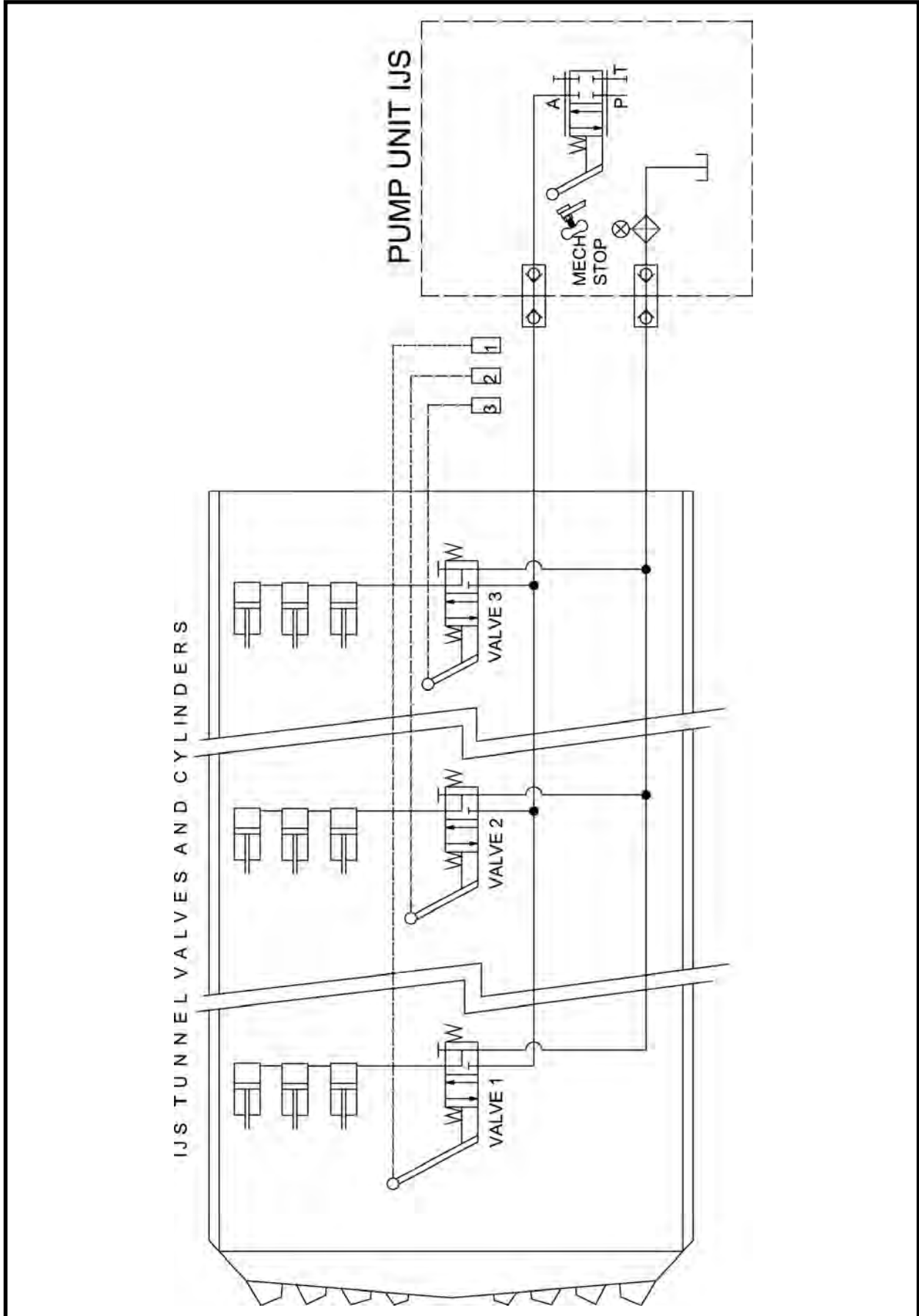


ITEM	QTY	PART NO.	DESCRIPTION
0	1	F03531F02	CYLINDER ASSEMBLY, IJS
1*	1	P0087-001	WIPER
2*	1	P0086-003	POLYSEAL
3	1	003095P02	CAP, End
4*	1	P0084-139	RING, Back-Up
5*	1	P0085-139	ORING
6*	1	P0088-002	RING, Wear
7	1	003348P02	SHAFT
8	1	003364A01	BARREL
9	REF	007344A00	KIT, Seal

* Included in item 9, 007344A00 Seal Kit.

NOTE: Apply anti-sieze to barrel/gland threads.

INTERMEDIATE JACKING STATION HYDRAULIC SCHEMATIC





Alphabetical Index

A

Adapter kit - 5000 pump unit (3,000 psi) to tbm series ii (hp) 6-106
 Adapter kit - 5200 pump unit (3,000 psi) to tbm series i 6-107
 Akkerman parts, genuine i
 Attachments terminology, cutter head 1-6

B

Back drum assembly 3-16, 3-17
 Back section assembly 3-14, 3-15
 Bell end ring 3-37
 Belt conveyor 1015/1215/1615 11-4
 Belt conveyor 2015 11-24
 Belt conveyor 2415 / 2418 11-44
 Belt conveyor decals 2-8
 Belt conveyors 11-4, 11-24, 11-44
 Bulkhead door assembly 480 - 540 3-11
 Bulkhead door assembly 600 - 720 3-13

C

Calibration (gas challenge) kit 5-16
 Closed face assembly 3-44, 3-45, 3-46, 3-47
 Closed face cylinder assembly 10-12, 10-13
 10-14, 10-15, 10-16, 10-17
 Closed face hydraulic assembly .. 6-98, 6-99, 6-100
 Closed face mount assembly ... 3-51, 3-52, 3-53
 3-54, 3-55, 3-56
 Closed face mount assembly to series i tbm
 3-58, 3-59, 3-60, 3-61
 Connection, IJS starter 11-82
 Contents iii
 Conveyor, belt 11-4, 11-24, 11-44
 Conveyor - belt terminology 1-7
 Conveyor drive motor 8-6, 8-7
 Conveyor drive motor, screw 8-8, 8-9, 8-10
 Conveyor lift assembly 3-18, 3-20
 Conveyor lift cylinder 10-8, 10-9
 Conveyor lift hydraulic motor 8-4
 Conveyor lift hydraulic winch 6-96
 Conveyor lift valve 7-10
 Conveyor safety stop switch assembly 5-15
 Conveyor - screw terminology 1-8
 Conveyors / miscellaneous 11-1
 Coupler assembly, IJS 6-117, 11-83

C (continued)

Cutter head attachments terminology 1-6
 Cylinder assembly, closed face 10-12, 10-13
 10-14, 10-15, 10-16
 Cylinder assembly, dirt wing 10-10, 10-11
 Cylinder assembly, IJS 10-18, 11-85
 Cylinder assembly, steering 10-2, 10-3, 10-4
 10-5, 10-6
 Cylinder, conveyor lift 10-8, 10-9
 Cylinder, IJS 6-119
 Cylinders 10-1
 Cylinder stroke indicator decals 2-6

D

Dch 48sc 50" gage assembly 3-65
 Dch 48sc series ii 50" gage assembly 3-62
 Dch 480 62" gage assembly 3-66
 Dch 480 series ii 62" gage assembly 3-63
 Dch 540 series ii 68" gage assembly 3-67
 Dch 600 74" gage assembly 3-68
 Dch 600 series ii 74" gage assembly 3-64
 Dch 720 88" gage assembly 3-69
 Decals 2-1
 Decals, belt conveyor 2-8
 Decals, cylinder stroke indicator 2-6
 Decals, head box 2-12
 Decals, laser light stand 2-10, 2-11
 Decals, pit power box (f19051f) 2-7
 Decals, screw conveyor 2-9
 Decals, tbm 2-2, 2-4
 Dirt bar assembly 3-38, 3-39, 3-40
 Dirt wing cylinder assembly 10-10, 10-11
 Drive assembly 3-33
 Drive assembly 48sc 3-31
 Drive assembly 420 3-32
 Drive assembly 480 3-33
 Drive assembly 540 3-34
 Drive assembly 600 3-35
 Drive assembly 720 3-36
 Drive frame assembly 11-17, 11-37, 11-59
 Drive frame spoils guide assembly - front
 11-18, 11-38, 11-60
 Drive frame spoils guide assembly - rear
 11-19, 11-39, 11-61
 Drive motor, conveyor 8-6, 8-7

D (continued)

Drive motor & roller assembly 11-20, 11-22
 11-40, 11-62, 11-64
 Drive motor, screw conveyor 8-8, 8-9, 8-10
 Drive motor, tbm two speed 8-2

E

Electrical 5-1
 Electrical box e-stop assembly 5-12
 Electrical system assembly 5-2, 5-4
 Electrical system schematic 5-3, 5-5
 Electric panel assembly 5-14
 E-stop assembly, electrical box 5-12
 Extension frame assembly 11-13, 11-33
 11-52, 11-55

F

Feed frame assembly 11-7, 11-26, 11-46
 Feed frame spoils guide assembly - left front
 11-8, 11-28, 11-47
 Feed frame spoils guide assembly - left rear
 11-11, 11-30, 11-50
 Feed frame spoils guide assembly - right front
 11-9, 11-29, 11-48
 Feed frame spoils guide assembly - right rear
 11-12, 11-31, 11-51
 Final assembly, tbm 3-3, 3-4
 Fitting kit 48sc 6-12
 Fitting kit 420 6-24
 Fitting kit 480 6-36
 Fitting kit 540 6-48
 Fitting kit 600 6-58
 Fitting kit 720 6-70
 Floor assembly 3-22, 3-23
 Front face assembly 3-48, 3-49
 Front roller assembly 11-10, 11-49
 Front section assembly 48sc 3-8
 Front section assembly 420 3-9
 Front section assembly 480 - 540 3-10
 Front section assembly 600 - 720 3-12

G

Gas challenge kit 5-16
 Gas detector assembly 5-10, 5-11
 Gas detector schematic 5-7
 Gas detector with alarm assembly 5-6
 General information 1-1
 Genuine akkerman parts i
 Grease assembly 6-90, 6-91, 6-92, 6-93
 6-94, 6-95
 Grease & lube assembly 6-76
 Grease/lube motor 8-3
 Grease/lube pump 9-3

H

Hardware specification i
 Haul unit stop 3-27
 Haul unit wheel stop 3-26
 Head box decals 2-12
 Hose kit 48sc 6-8
 Hose kit 420 6-20
 Hose kit 480 6-32
 Hose kit 540 6-44
 Hose kit 600 6-54
 Hose kit 720 6-66
 Hydraulic assembly 48sc 6-4
 Hydraulic assembly 420 6-17
 Hydraulic assembly 480 6-29
 Hydraulic assembly 540 6-40
 Hydraulic assembly 600 6-52
 Hydraulic assembly 720 6-64
 Hydraulic assembly, closed face.. 6-98, 6-99, 6-100
 Hydraulic dirt wing assembly 3-28, 3-29, 3-30
 Hydraulic lines hp (5,000 psi) assy, tbm 6-105
 Hydraulic lines lp (3,000 psi) assy, tbm 6-104
 Hydraulic motor, conveyor lift 8-4
 Hydraulic parts assembly 48sc 6-6
 Hydraulic parts assembly 420 6-18
 Hydraulic parts assembly 480 6-30
 Hydraulic parts assembly 540 6-42
 Hydraulic parts assembly 600 6-62
 Hydraulic parts assembly 720 6-74
 Hydraulics 6-1
 Hydraulic schematic, IJS 11-86
 Hydraulic starter hose assy (3,000 psi) 6-102
 Hydraulic starter hose assy (5,000 psi) 6-103
 Hydraulic tunnel hoses & lines, tbm 6-101
 Hydraulic winch, conveyor lift 6-96

I

Idler roller assembly 11-16, 11-42, 11-58
 IJS 6-108, 11-75
 IJS coupler assembly 6-117, 11-83
 IJS cylinder 6-119
 IJS cylinder assembly 10-18, 11-85
 IJS hydraulic schematic 11-86
 IJS schematic 6-120
 IJS segment assembly 6-118, 11-84
 IJS starter connection 6-116, 11-82
 IJS starter hose 30 ft (high pressure) assembly
 6-109, 11-76
 IJS starter hose 30 ft (low pressure) assembly
 6-110, 11-77
 IJS tee connector 11-79
 IJS tunnel line 6-111, 11-78
 IJS valve 6-114, 7-11, 11-80
 Index, alphabetical i
 Information, general 1-1
 Intermediate jacking station 6-108, 11-75
 Intermediate jacking station hyd schematic....11-86
 Intermediate jacking station schematic 6-120
 Introduction i

J

Jacking station, intermediate 6-108

L

Laser light stand 3-70, 3-71, 3-72
 Laser light stand decals 2-10, 2-11
 Laser light stand terminology 1-9
 Locating parts i
 Lube assembly 6-78, 6-80, 6-82, 6-84
 6-86, 6-88
 Lube/grease motor 8-3
 Lube/grease pump 9-3

M

Main parts hydraulic assembly 48sc 6-6
 Measurements i
 Miscellaneous / conveyors 11-1
 Motor, conveyor drive 8-6, 8-7
 Motor, conveyor lift hydraulic 8-4
 Motor, grease/lube 8-3
 Motor mount assembly 11-67
 Motors 8-1
 Motor, screw conveyor drive 8-8, 8-9, 8-10
 Motor, tbm two speed drive 8-2
 Motor valve, two speed 7-6

O

Operator controls 4-1
 Operator controls 48sc thru 540 4-2
 Operator controls 600 - 720 4-3

P

Parts ordering i
 Pit power box assembly 5-17
 Pit power box (f19051f) decals 2-7
 Position valve, six way two 7-9
 Power cable, tbm tunnel 5-18
 Pump assembly, scavenging 9-2
 Pump, grease/lube 9-3
 Pump, lube/grease 9-3
 Pumps 9-1

Q

Quad bar assembly 3-42, 3-43

R

Ring, bell end 3-37
 Rotary hub assembly 3-50

S

Safety stop switch assembly, conveyor 5-15
 Scavenging pump assembly 9-2
 Schematic, electrical system 5-3, 5-5
 Schematic, gas detector 5-7
 Schematic, IJS hydraulic 11-86

S (continued)

Schematic, intermediate jacking station 6-120
 Screw conveyor 120ex 11-66
 Screw conveyor 140ex 11-68
 Screw conveyor 160 11-70, 11-72
 Screw conveyor decals 2-9
 Screw conveyor drive motor 8-8, 8-9, 8-10
 Seat assembly 3-24, 3-25
 Section control valve, tbm three 7-5
 Section valve, tbm five 7-4
 Section valve, tbm seven 7-2
 Section valve, tbm six 7-3
 Section valve, two 7-7, 7-8
 Segment assembly, IJS 6-118, 11-84
 Short spoils guide assembly - front . 11-14, 11-34
 Short spoils guide assembly - front, 11-53
 Short spoils guide assembly - rear
 11-15, 11-35, 11-54
 Six way two position valve 7-9
 Small electrical box assembly 5-13
 Specification, hardware i
 Spoils guide assembly - front 11-56
 Spoils guide assembly - rear 11-57
 Starter connection, IJS 6-116, 11-82
 Starter hose 30 ft (high pressure) assy 6-109
 Starter hose 30 ft (high pressure) assy, IJS ... 11-76
 Starter hose 30 ft (low pressure) assembly, IJS
 6-110, 11-77
 Starter hose assembly (3,000 psi), hyd 6-102
 Starter hose assembly (5,000 psi), hyd 6-103
 Steering assembly 3-6, 3-7
 Steering cylinder assembly 10-2, 10-3
 10-4, 10-5, 10-6
 Strobe - horn assembly 5-8
 Structurals 3-1

T

Tail roller assembly 11-32
 Tbm control valves terminology 1-4
 Tbm decals 2-2, 2-4
 Tbm final assembly 3-3, 3-4
 Tbm five section valve 7-4
 Tbm hydraulic lines hp (5,000 psi) assy 6-105
 Tbm hydraulic lines lp (3,000 psi) assy 6-104
 Tbm hydraulic tunnel hoses & lines 6-101
 Tbm pressure gauges terminology 1-5
 Tbm seven section valve 7-2
 Tbm six section valve 7-3
 Tbm three section control valve 7-5
 Tbm tunnel power cable 5-18
 Tbm two speed drive motor 8-2
 Tee connector, IJS 6-112, 11-79
 Terminology, conveyor - belt 1-7
 Terminology, conveyor - screw 1-8
 Terminology, cutter head attachments 1-6
 Terminology, laser light stand 1-9
 Terminology, tbm control valves 1-4

T (continued)

Terminology, tbm pressure gauges 1-5
 Terminology, tunnel boring machine - series ii:
 48sc - 420 - 480 - 540 1-2
 600 - 720 1-3
 Tunnel boring machine - series ii, terminology:
 48sc - 420 - 480 - 540 1-2
 600 - 720 1-3
 Tunnel hoses & lines, tbm hydraulic 6-101
 Tunnel line, IJS 6-111, 11-78
 Tunnel power cable, tbm 5-18
 Two position valve, six way 7-9
 Two section valve 7-7, 7-8
 Two speed drive motor, tbm 8-2
 Two speed motor valve 7-6

V

Valve, conveyor lift 7-10
 Valve, IJS 6-114, 7-11, 11-80
 Valves 7-1
 Valve, six way two position 7-9
 Valve, tbm five section 7-4
 Valve, tbm seven section 7-2
 Valve, tbm six section 7-3
 Valve, tbm three section control 7-5
 Valve, two section 7-7, 7-8
 Valve, two speed motor 7-6

W

Winch, conveyor lift hydraulic 6-96



Numerical Index

PART NO.	PAGE NO.	PART NO.	PAGE NO.	PART NO.	PAGE NO.
001081P00	11-16	001907A00	6-118	002624P00	3-69
001082P00	11-16	001907A00	11-84	002624P00	11-7
001083P00	11-16	001969A00	11-21	002624P00	11-21
001084P00	11-16	002188A00	7-11	002624P00	11-21
001085P00	11-16	002256A00	11-10	002624P00	11-23
001086P00	11-16	002269P01	11-5	002624P00	11-26
001087P00	11-16	002269P01	11-33	002624P00	11-41
001232A00	11-21	002269P01	11-37	002624P00	11-46
001233A00	11-21	002269P01	11-45	002624P00	11-63
001243P01	10-10	002269P01	11-66	002624P00	11-65
001245P00	10-8	002269P01	11-69	002683A00	10-8
001245P00	10-9	002269P01	11-70	002684P00	10-8
001245P00	10-10	002269P01	11-72	002684P00	10-9
001245P00	10-11	002323A	6-115	002691A00	3-18
001245P00	10-12	002323A	11-81	002691A00	10-8
001245P00	10-13	002373A00	6-115	002695P	3-62
001303P01	10-8	002373A00	11-81	002697P	3-64
001303P01	10-9	002386P01	11-10	002698P	3-63
001335P00	6-115	002386P01	11-32	002824A01	11-17
001335P00	11-81	002386P01	11-49	002824A01	11-37
001341A00	11-16	002416P00	11-16	002824A01	11-59
001341A00	11-42	002624P00	3-8	002940A00	11-10
001341A00	11-58	002624P00	3-9	002941P00	11-10
001398P00	11-21	002624P00	3-10	003095P02	6-119
001398P00	11-23	002624P00	3-12	003095P02	10-18
001399P00	11-20	002624P00	3-62	003095P02	11-85
001399P00	11-23	002624P00	3-63	003348P02	6-119
001429A00	11-20	002624P00	3-64	003348P02	10-18
001429A00	11-22	002624P00	3-65	003348P02	11-85
001496P00	11-7	002624P00	3-66	003364A01	6-119
001496P00	11-26	002624P00	3-67	003364A01	10-18
001496P00	11-46	002624P00	3-68	003364A01	11-85

Numerical Index

PART NO.	PAGE NO.	PART NO.	PAGE NO.	PART NO.	PAGE NO.
003660A01	3-20	005134P00	11-82	007002P02	6-102
003661P00	3-20	005134P00	11-83	007002P02	6-104
003695A00	3-16	005135P00	6-109	007002P02	6-106
003695A00	3-24	005135P00	6-111	007085P00	6-110
003842P01	7-11	005135P00	6-112	007085P00	6-111
004124P01	3-58	005135P00	6-116	007085P00	6-112
004124P01	3-59	005135P00	6-117	007085P00	6-117
004124P01	3-60	005135P00	11-76	007085P00	11-77
004124P01	3-61	005135P00	11-78	007085P00	11-78
004544P00	11-67	005135P00	11-79	007085P00	11-79
004722P00	7-11	005135P00	11-82	007085P00	11-83
004723P01	7-11	005135P00	11-83	007142P00	11-67
004724P00	7-11	005348P00	6-102	007143P00	11-67
004725A00	6-115	005350P03	6-5	007239P00	3-28
004725A00	7-11	005350P03	6-102	007239P00	3-29
004725A00	11-81	005350P03	6-104	007239P00	3-30
004899P00	6-5	005350P03	6-107	007240P00	3-28
004899P00	6-19	005436A00	11-7	007240P00	3-29
004899P00	6-31	005436A00	11-7	007240P00	3-30
004899P00	6-43	005436A00	11-26	007242A00	3-22
004899P00	6-63	005436A00	11-46	007242A00	3-23
004899P00	6-75	005763A00	7-11	007242A00	3-23
004899P00	6-102	005764A00	6-115	007299A00	6-108
004901P01	6-5	005764A00	11-81	007299A00	6-118
004901P01	6-19	006025A00	3-70	007299A00	11-75
004901P01	6-31	006025A00	3-71	007299A00	11-84
004901P01	6-43	006034A00	3-70	007300A00	6-108
004901P01	6-63	006039A00	3-70	007300A00	6-118
004901P01	6-75	006039A00	3-71	007300A00	11-75
004901P01	6-102	006040A00	3-70	007300A00	11-84
004901P01	6-104	006040A00	3-71	007301A00	6-108
005133A02	6-116	006044A00	3-70	007301A00	6-118
005133A02	6-117	006044A00	3-71	007301A00	11-75
005133A02	11-82	006047A00	3-70	007301A00	11-84
005133A02	11-83	006050A00	3-70	007302A00	6-108
005134P00	6-109	006050A00	3-71	007302A00	6-118
005134P00	6-111	006051P00	3-70	007304A00	6-108
005134P00	6-112	006051P00	3-71	007304A00	6-118
005134P00	6-116	006055P01	3-70	007324P00	6-104
005134P00	6-117	006068A01	3-70	007344A00	6-119
005134P00	11-76	006069P00	3-70	007344A00	10-18
005134P00	11-78	006069P00	3-71	007344A00	11-85
005134P00	11-79	006321A01	3-38	007645P00	11-58

Numerical Index

PART NO.	PAGE NO.	PART NO.	PAGE NO.	PART NO.	PAGE NO.
007646P00	11-58	009812P01	11-78	012875P00	3-13
008146P00	6-19	009812P01	11-82	013316P00	6-104
008146P00	6-31	009812P01	11-83	013322P01	6-104
008146P00	6-43	009874P	11-70	013323P00	6-104
008146P00	6-63	009874P	11-72	014215P00	3-45
008146P00	6-75	009876P	11-73	014215P00	3-46
008945P01	10-14	009881A00	11-70	014215P00	3-47
008945P01	10-15	009881A00	11-72	014481P00	10-14
008945P01	10-16	009882A00	11-70	014481P00	10-15
008945P01	10-17	009882A00	11-72	014481P00	10-16
009806P00	6-111	009883A00	11-70	014481P00	10-17
009806P00	11-78	009883A00	11-72	014603A00	3-29
009808P00	6-109	009893P00	11-68	014603A00	3-30
009808P00	6-111	009893P00	11-71	014603A00	10-11
009808P00	6-112	009918A00	10-14	014604P00	10-11
009808P00	6-117	009918A00	10-15	014605P00	10-11
009808P00	11-76	009918A00	10-16	014606A01	3-30
009808P00	11-78	009918A00	10-17	014610P00	3-30
009808P00	11-79	009986P00	3-11	014619P00	3-14
009808P00	11-83	009986P00	3-13	014619P00	3-15
009809P00	6-110	009987P00	3-11	014632A00	3-29
009809P00	6-111	009987P00	3-13	014644P00	3-29
009809P00	6-116	009995P00	3-25	014650A00	3-14
009809P00	6-117	010747A00	3-28	014687A	3-28
009809P00	11-77	010747A00	10-10	014693A	3-14
009809P00	11-78	010748A00	10-10	014693A	3-15
009809P00	11-82	010748A00	10-11	014693A	3-30
009809P00	11-83	010864P00	10-10	014694A	3-30
009810P00	6-112	010864P00	10-11	014695A	3-14
009810P00	11-79	010864P00	10-12	014695A	3-28
009811P01	6-110	010864P00	10-13	015050A	3-46
009811P01	6-111	010865P00	10-10	015050A	10-16
009811P01	6-112	011561A01	3-28	015051A	10-16
009811P01	6-117	011586P01	3-28	015053A	10-16
009811P01	11-77	012271P00	3-20	015060A	3-45
009811P01	11-78	012609A01	3-17	015060A	10-15
009811P01	11-79	012609A01	3-17	015061A	10-15
009811P01	11-83	012609A01	3-20	015063A	10-15
009812P01	6-109	012765A01	3-21	015065A	3-45
009812P01	6-111	012785A00	3-20	015065A	10-14
009812P01	6-116	012790A00	3-20	015066A	10-14
009812P01	6-117	012798A01	3-21	015068A	10-14
009812P01	11-76	012875P00	3-11	015080A	3-47

Numerical Index

PART NO.	PAGE NO.	PART NO.	PAGE NO.	PART NO.	PAGE NO.
015080A	10-17	019058A	5-14	023150P	3-33
015081A	10-17	019059P	5-13	023150P	3-34
015083A	10-17	019060A	5-2	023150P	3-35
015085A	3-44	019060A	5-4	023150P	3-36
015085A	10-13	019060A	5-13	023154P	3-36
015086A	10-13	019075A	3-3	023155P	3-36
015088A	10-13	019075A	5-4	023174P	3-6
015090A	3-44	019083A	3-14	023174P	3-7
015090A	10-12	019083A	3-29	023177A	10-4
015091A	10-12	019084A	3-29	023178P	10-4
015093A	10-12	019370A	3-37	023179P	10-4
015098P	3-44	019386A00	3-4	023416A	3-14
016405P	5-8	019386A00	3-37	023416A	3-26
016407P	5-10	020300A	3-18	023468P	3-8
016422A	5-16	020300A	10-9	023468P	3-10
016423A	5-16	020305A	10-9	023468P	3-12
016620P	3-44	020644A	11-68	023522P00	11-66
018310A00	3-3	020646A	11-68	023524P00	11-70
018310A00	3-37	020814A00	3-4	023524P00	11-72
018368A-060	3-18	020814A00	3-37	023534P00	5-8
018670A00	3-44	020980P	3-47	023543A	11-66
018670A00	3-45	020985A	3-47	023543A	11-67
018671A00	3-45	020985A	6-100	023544A	11-68
018671A00	3-46	021175A	3-6	023544A	11-72
018671A00	3-47	021175A	10-2	023710A00	3-3
018718P00	3-44	021176A	10-2	023710A00	3-37
018718P00	3-45	021177A	10-2	023763P00	3-44
018718P00	3-46	021178P	10-2	023763P00	3-44
018718P00	3-47	021179P	10-2	023763P00	3-45
019023A	4-2	021681A	3-71	023810A00	3-3
019023A	4-3	021682A	3-71	023810A00	3-37
019023A	5-2	021682A	3-72	023986A	3-44
019023A	5-4	021683A	3-71	023986A	3-44
019023A	5-12	021684A	3-71	023986A	3-45
019024P	5-12	02306P00	11-16	023986A	6-98
019026A-120	5-2	023109P	3-31	023994P	3-44
019026A-120	5-4	023109P	3-32	024401A	5-4
019049A	5-4	023109P	3-33	024401A	5-8
019049A	5-10	023109P	3-34	024444P	3-55
019052P	5-17	023109P	3-35	024444P	3-56
019053P	5-17	023109P	3-36	024445P	3-55
019057P	5-14	023150P	3-31	024445P	3-56
019058A	5-13	023150P	3-32	024445P	3-59

Numerical Index

PART NO.	PAGE NO.	PART NO.	PAGE NO.	PART NO.	PAGE NO.
024449P	6-78	024655A	3-8	025962A	3-12
024449P	6-80	024659A	3-8	025962A	3-13
024449P	6-82	024662A	3-8	025966P	3-46
024449P	6-85	024663P	3-8	025967A	3-46
024449P	6-87	024666P	3-44	025967A	3-49
024449P	6-89	024667A	3-44	025998A	3-4
024495P	6-78	024667A	3-48	025998A	3-55
024495P	6-80	024669P	3-44	025999A	3-60
024495P	6-83	024699A	3-58	026168P	6-7
024495P	6-85	024904A	3-59	026169P	3-16
024495P	6-87	024904A	3-60	026169P	3-17
024495P	6-89	024904A	3-61	026169P	6-7
024502A00	11-68	024907P	3-55	026181P	5-14
024510A	3-16	024907P	3-56	026241P	3-45
024510A	3-17	024908P	3-55	026939P	3-31
024510A	3-25	024988A	3-58	026939P	3-32
024512P	3-25	025315A00	3-16	026939P	3-33
024513P	3-25	025315A00	3-18	026939P	3-34
024545P	6-7	025316A01	3-18	026939P	3-35
024545P	6-19	025318A01	3-18	026939P	3-36
024545P	6-31	025319A00	3-18	027109A00	11-10
024545P	6-43	025344P	11-13	027109A00	11-32
024545P	6-63	025344P	11-17	027109A00	11-49
024545P	6-75	025344P	11-33	027113P00	3-21
024559P	11-68	025344P	11-37	027130P00	11-10
024588P	5-15	025344P	11-52	027130P00	11-32
024589P	5-15	025344P	11-55	027130P00	11-49
024590A	4-2	025344P	11-59	027131A00	11-17
024590A	4-3	025398P00	3-18	027131A00	11-18
024590A	5-2	025647P	3-45	027131A00	11-37
024590A	5-4	025902A	3-4	027131A00	11-38
024590A	5-15	025902A	3-7	027131A00	11-59
024602A	3-3	025905A	3-4	027131A00	11-60
024602A	3-6	025905A	3-35	027132P00	11-18
024605A	3-3	025912P	3-35	027132P00	11-19
024605A	3-31	025913P	3-35	027132P00	11-38
024609A	3-16	025914P	3-35	027132P00	11-39
024609A	3-22	025915P	3-35	027132P00	11-60
024612P	3-31	025916P	3-35	027132P00	11-61
024613P	3-31	025944A	3-15	027133P00	11-18
024614P	3-31	025944A	3-27	027133P00	11-19
024615P	3-31	025955A	3-12	027133P00	11-38
024616P	3-31	025961P	3-46	027133P00	11-39

Numerical Index

PART NO.	PAGE NO.	PART NO.	PAGE NO.	PART NO.	PAGE NO.
027133P00	11-60	027139P00	11-8	027216P00	11-12
027133P00	11-61	027139P00	11-9	027216P00	11-14
027134A00	11-13	027139P00	11-28	027216P00	11-15
027134A00	11-14	027139P00	11-29	027216P00	11-28
027134A00	11-33	027139P00	11-47	027216P00	11-29
027134A00	11-34	027139P00	11-48	027216P00	11-30
027134A00	11-52	027140P00	11-8	027216P00	11-31
027134A00	11-53	027140P00	11-9	027216P00	11-34
027135P00	11-11	027140P00	11-28	027216P00	11-35
027135P00	11-12	027140P00	11-29	027216P00	11-47
027135P00	11-14	027140P00	11-47	027216P00	11-48
027135P00	11-15	027140P00	11-48	027216P00	11-50
027135P00	11-30	027142P	11-5	027216P00	11-51
027135P00	11-31	027143P	11-5	027216P00	11-53
027135P00	11-34	027144P	11-5	027216P00	11-54
027135P00	11-35	027150A	11-45	027216P00	11-56
027135P00	11-50	027150A	11-45	027216P00	11-57
027135P00	11-51	027155A	11-45	027217P00	11-11
027135P00	11-53	027155A	11-45	027217P00	11-12
027135P00	11-54	027156P	11-9	027217P00	11-14
027136P00	11-11	027201A00	11-17	027217P00	11-15
027136P00	11-12	027202A00	11-7	027217P00	11-30
027136P00	11-14	027203A00	11-13	027217P00	11-31
027136P00	11-15	027204A00	11-17	027217P00	11-34
027136P00	11-30	027204A00	11-20	027217P00	11-35
027136P00	11-31	027205A00	11-21	027217P00	11-50
027136P00	11-34	027206A00	11-20	027217P00	11-51
027136P00	11-35	027206A00	11-22	027217P00	11-53
027136P00	11-50	027207A00	11-7	027217P00	11-54
027136P00	11-51	027207A00	11-10	027218P00	11-18
027136P00	11-53	027208A00	11-5	027218P00	11-19
027136P00	11-54	027209A00	11-5	027218P00	11-38
027137A00	11-7	027211A00	11-5	027218P00	11-39
027137A00	11-8	027211A00	11-16	027218P00	11-60
027137A00	11-26	027212A00	11-5	027218P00	11-61
027137A00	11-28	027212A00	11-17	027219A00	11-17
027137A00	11-46	027213A00	11-5	027219A00	11-19
027137A00	11-47	027213A00	11-7	027219A00	11-37
027138P00	11-8	027214A00	11-5	027219A00	11-39
027138P00	11-28	027214A00	11-13	027219A00	11-59
027138P00	11-29	027216P00	11-8	027219A00	11-61
027138P00	11-47	027216P00	11-9	027220A00	11-5
027138P00	11-48	027216P00	11-11	027221A00	11-7

Numerical Index

PART NO.	PAGE NO.	PART NO.	PAGE NO.	PART NO.	PAGE NO.
027221A00	11-9	027254A00	11-17	027290P00	11-10
027221A00	11-26	027254A00	11-20	027293P00	11-10
027221A00	11-29	027255A00	11-21	027295P00	11-13
027221A00	11-46	027256A00	11-20	027295P00	11-17
027221A00	11-48	027256A00	11-22	027296P00	11-7
027233P00	11-21	027257A00	11-7	027302A00	11-46
027233P00	11-23	027257A00	11-10	027303A00	11-52
027235P00	11-21	027258A00	11-5	027306A00	11-62
027235P00	11-23	027259A00	11-5	027306A00	11-64
027236P00	11-5	027261A00	11-5	027307A00	11-46
027239P00	11-5	027261A00	11-16	027307A00	11-49
027240P00	11-10	027262A00	11-5	027311A00	11-45
027243P00	11-10	027262A00	11-17	027311A00	11-45
027245P00	11-13	027263A00	11-5	027311A00	11-58
027245P00	11-17	027263A00	11-7	027313A00	11-45
027246P00	11-7	027264A00	11-5	027313A00	11-46
027247P00	11-18	027264A00	11-13	027314A00	11-45
027247P00	11-19	027265A00	11-7	027314A00	11-52
027247P00	11-38	027265A00	11-7	027333P00	11-63
027247P00	11-39	027265A00	11-7	027333P00	11-65
027247P00	11-60	027265A00	11-11	027335P00	11-63
027247P00	11-61	027265A00	11-26	027335P00	11-65
027248P00	11-8	027265A00	11-30	027336P00	11-45
027248P00	11-9	027265A00	11-46	027336P00	11-45
027248P00	11-28	027265A00	11-50	027339P00	11-45
027248P00	11-29	027266A00	11-7	027340P00	11-49
027248P00	11-47	027266A00	11-12	027343P00	11-49
027248P00	11-48	027266A00	11-26	027345P00	11-52
027249P00	11-11	027266A00	11-31	027345P00	11-55
027249P00	11-12	027266A00	11-46	027345P00	11-59
027249P00	11-14	027266A00	11-51	027346P00	11-46
027249P00	11-15	027267A00	11-13	027347A00	11-49
027249P00	11-30	027267A00	11-15	027351A00	11-17
027249P00	11-31	027267A00	11-33	027352A00	11-7
027249P00	11-34	027267A00	11-35	027353A00	11-13
027249P00	11-35	027267A00	11-52	027354A00	11-17
027249P00	11-50	027267A00	11-54	027354A00	11-17
027249P00	11-51	027283P00	11-21	027354A00	11-20
027249P00	11-53	027283P00	11-23	027355A00	11-21
027249P00	11-54	027285P00	11-21	027356A00	11-20
027251A00	11-17	027285P00	11-23	027356A00	11-22
027252A00	11-7	027286P00	11-5	027357A00	11-7
027253A00	11-13	027289P00	11-5	027357A00	11-10

Numerical Index

PART NO.	PAGE NO.	PART NO.	PAGE NO.	PART NO.	PAGE NO.
027358A00	11-5	027456A	11-55	027671P	6-43
027359A00	11-5	027457A	11-55	027671P	6-63
027361A00	11-5	027461A	11-55	027671P	6-75
027361A00	11-16	027461A	11-56	027671P	6-103
027362A00	11-5	027462A	11-55	027671P	6-105
027362A00	11-17	027462A	11-57	027671P	6-107
027363A00	11-5	027463P	11-56	027672P	6-103
027363A00	11-7	027463P	11-57	027672P	6-105
027364A00	11-5	027464P	11-56	027672P	6-106
027364A00	11-13	027464P	11-57	027673P	6-5
027369P	11-41	027465A	11-63	027673P	6-19
027369P	11-63	027467P	11-56	027673P	6-31
027369P	11-65	027467P	11-57	027673P	6-43
027370A00	11-5	027468P	11-56	027675A	3-12
027374P	11-41	027468P	11-57	027687P	6-63
027374P	11-62	027470A	11-40	027687P	6-75
027374P	11-64	027470A	11-62	027687P	6-103
027383P00	11-21	027470A	11-64	027694A	6-106
027383P00	11-23	027509A	3-44	027695A	6-107
027385P00	11-21	027509A	3-45	027696P	6-106
027385P00	11-23	027509A	3-46	027696P	6-107
027386A00	11-5	027509A	3-47	027697P	6-107
027389P00	11-5	027558P	3-44	027698A	6-5
027390P00	11-10	027558P	3-44	027698A	6-7
027393P00	11-10	027558P	3-45	027698A	6-19
027395P00	11-13	027558P	3-46	027698A	6-31
027395P00	11-17	027558P	3-47	027698A	6-43
027396P00	11-7	027560P	3-46	027698A	6-63
027397P	11-16	027561A	3-45	027698A	6-75
027397P	11-16	027561A	3-46	027698A	6-101
027397P	11-16	027561A	6-99	027698A	6-106
027397P	11-42	027651P	6-63	027699A	6-107
027397P	11-58	027651P	6-75	027873A	3-12
027411P	11-45	027655A	3-9	027885A	3-10
027411P	11-45	027665P	6-105	027902A	3-3
027415A	11-63	027666P	6-105	027902A	3-6
027420A	11-59	027667P	6-103	027909A	3-16
027420A	11-62	027667P	6-105	027909A	3-22
027425A	11-45	027668P	6-105	027931P	3-44
027425A	11-45	027669P	6-103	027944P	3-31
027425A	11-59	027671P	6-5	027944P	3-32
027451A	11-59	027671P	6-19	027944P	3-33
027456A	11-45	027671P	6-31	027944P	3-34

Numerical Index

PART NO.	PAGE NO.	PART NO.	PAGE NO.	PART NO.	PAGE NO.
027944P	3-35	028645A	3-10	028842P	3-56
027944P	3-36	028655A	3-10	028855A	3-12
027966P	3-44	028662A	3-10	028861P	3-47
027967A	3-44	028662A	3-11	028862A	3-12
027967A	3-48	028663P	3-11	028862A	3-13
028502A	3-3	028663P	3-13	028866P	3-47
028502A	3-6	028664P	3-11	028899A	3-61
028505A	3-3	028664P	3-13	030299P	6-76
028505A	3-33	028666P	3-45	030560A	3-22
028509A	3-16	028667A	3-45	031002P	6-5
028509A	3-22	028667A	3-48	031002P	6-19
028512P	3-33	028671A	3-44	031005A	3-3
028513P	3-33	028671A	3-45	031005A	3-32
028514P	3-33	028671A	3-46	031009A	6-7
028515P	3-33	028671A	3-47	031009A	6-19
028516P	3-33	028671A	3-50	031009A	6-31
028536P	3-45	028672P	3-50	031009A	6-43
028537P	3-45	028673A	3-50	031009A	6-63
028552A	3-45	028676A	3-44	031009A	6-75
028552A	3-48	028676A	3-45	031012P	3-32
028555A	3-10	028676A	3-46	031013P	3-32
028562A	3-10	028676A	3-47	031014P	3-32
028562A	3-11	028678P	3-44	031015P	3-32
028563P	3-11	028678P	3-45	031016P	3-32
028563P	3-13	028678P	3-46	031030A	3-3
028564P	3-11	028678P	3-47	031030A	6-80
028564P	3-13	028681P	3-45	031031A	3-3
028592A	3-17	028681P	3-46	031031A	6-91
028592A	3-23	028681P	3-47	031039P	6-19
028599A	3-59	028699A	3-59	031039P	6-31
028602A	3-3	028793A	3-6	031039P	6-43
028602A	3-6	028794A	3-6	031039P	6-63
028605A	3-3	028794A	3-7	031039P	6-75
028605A	3-34	028795A	3-7	031055A	3-9
028609A	3-16	028802A	3-4	031060P	6-79
028609A	3-22	028802A	3-7	031060P	6-81
028612P	3-34	028805A	3-4	031060P	6-83
028613P	3-34	028805A	3-36	031060P	6-85
028614P	3-34	028809A	3-17	031060P	6-87
028615P	3-34	028809A	3-23	031060P	6-89
028616P	3-34	028812P	3-36	031062A	3-9
028619P	3-26	028813P	3-36	031063P	3-9
028631P	3-45	028814P	3-36	031067A	3-47

Numerical Index

PART NO.	PAGE NO.	PART NO.	PAGE NO.	PART NO.	PAGE NO.
031067A	3-49	031510A	3-66	031619A	3-3
031071A	3-3	031510A	3-67	031619A	3-38
031071A	6-17	031510A	3-68	031627A	3-8
031072A	6-17	031510A	3-69	031630A	3-3
031072A	6-21	031515A	3-38	031630A	6-78
031073A	6-17	031517A	3-3	031631A	3-3
031073A	6-25	031517A	3-38	031631A	3-4
031074A	6-17	031518A	3-38	031631A	5-2
031074A	6-18	031524P	3-38	031633A	3-3
031075A	3-6	031524P	3-39	031633A	6-90
031075A	10-4	031524P	3-40	031636A	3-3
031076A	10-4	031525A	3-38	031636A	3-42
031083A	6-76	031527A	3-3	031637A	3-42
031086A	6-76	031527A	3-9	031644A	3-42
031089A	6-76	031535A	3-42	031645P	5-6
031090P	6-76	031536A	3-3	031646A	3-3
031091P	6-76	031536A	3-42	031646A	3-37
031092P	6-76	031537A	3-42	031658A	3-42
031093A	6-7	031538A	3-42	031662A	3-42
031093A	6-19	031550A	3-3	031663A	3-42
031093A	6-31	031550A	3-14	031672A	6-5
031093A	6-43	031551A	3-14	031672A	6-9
031093A	6-63	031551A	3-16	031673A	6-5
031093A	6-75	031552A	3-3	031673A	6-13
031093A	6-76	031554A	3-3	031674A	6-5
031099A	3-58	031554A	3-9	031674A	6-7
031365P	6-7	031555P	3-9	031676A	3-43
031365P	6-19	031595A	3-52	031677A	3-43
031365P	6-31	031596A	3-3	031678A	3-43
031365P	6-43	031596A	3-52	031691A	3-54
031365P	6-63	031601A	3-3	031695A	3-51
031365P	6-75	031601A	6-5	031696A	3-3
031497P	5-6	031603A	3-3	031696A	3-51
031499A	5-2	031603A	3-8	031701A	3-3
031499A	5-6	031604A	3-3	031701A	6-29
031510A	3-8	031604A	3-14	031703A	3-3
031510A	3-9	031606A	3-3	031703A	3-10
031510A	3-10	031608A	3-14	031704A	3-3
031510A	3-12	031608A	3-16	031704A	3-14
031510A	3-62	031609P	3-11	031705A	6-7
031510A	3-63	031609P	3-13	031705A	6-19
031510A	3-64	031614A	6-7	031705A	6-31
031510A	3-65	031617P	6-7	031705A	6-43

Numerical Index

PART NO.	PAGE NO.	PART NO.	PAGE NO.	PART NO.	PAGE NO.
031705A	6-63	031829A	6-41	031986P	3-68
031705A	6-75	031829A	6-45	031987A	3-64
031705A	9-2	031830A	6-41	031991A	3-63
031706A	3-3	031830A	6-49	031997P	3-63
031707A	3-10	031831A	6-41	031997P	3-66
031708A	3-14	031831A	6-42	032000A	11-59
031708A	3-16	031832A	3-3	032000A	11-64
031716A	3-39	031832A	6-85	032001A	11-65
031717A	3-3	031836A	3-3	032016A	11-25
031717A	3-39	031836A	3-42	032016A	11-37
031718A	3-39	031837A	3-42	032017P	11-33
031725A	3-39	031844A	3-42	032017P	11-37
031725A	3-40	031845A	6-43	032018A	11-25
031729A	6-29	031851A	3-14	032018A	11-42
031729A	6-33	031851A	3-16	032019P	11-42
031730A	6-29	031856A	3-3	032020P	11-42
031730A	6-37	031856A	3-54	032023A	11-37
031731A	6-29	031857A	11-17	032029A	11-37
031731A	6-30	031857A	11-22	032029A	11-40
031732A	3-3	031858P	11-23	032030P	11-41
031732A	6-82	031858P	11-41	032031P	11-41
031733A	3-3	031858P	11-65	032032A	11-41
031733A	6-92	031859P	11-23	032034A	11-25
031734A	3-53	031859P	11-41	032034A	11-33
031736A	3-3	031859P	11-65	032035A	11-33
031736A	3-42	031860A	11-23	032038A	11-25
031737A	3-3	031864A	11-17	032038A00	11-26
031737A	3-53	031864A	11-22	032039A00	11-26
031745P	3-10	031865A	11-23	032045P	11-26
031748P	6-31	031867A	11-17	032046A	11-26
031748P	6-43	031867A	11-22	032046A	11-32
031748P	6-63	031868A	11-23	032047A	11-32
031801A	3-3	031880A	11-23	032049P	11-32
031801A	6-41	031883A	11-23	032050P	11-32
031803A	3-3	031885A	11-23	032051A	11-25
031803A	3-10	031887A	11-65	032053A	11-25
031804A	3-3	031892A	11-66	032056P	11-25
031804A	3-14	031898A	3-3	032057P	11-25
031806A	3-3	031898A	6-93	032059A	11-41
031807A	3-10	031951A	3-62	032062A	11-40
031817A	3-3	031955P	3-62	032064P	11-25
031817A	3-39	031955P	3-65	032066A	11-66
031818A	3-39	031986P	3-64	032080A	3-12

Numerical Index

PART NO.	PAGE NO.	PART NO.	PAGE NO.	PART NO.	PAGE NO.
032083A	3-4	032720A	3-4	061074A	3-72
032083A	3-40	032720A	3-43	061079A	3-72
032084A	3-40	032909P	3-6	061085A	3-72
032089A	3-4	032910P	3-6	061214P	3-40
032089A	3-12	032951A	3-3	061214P	3-40
032090A	3-12	032954A	3-3	061215A	3-66
032093A	3-4	032956A	3-4	061216A	3-66
032093A	3-40	032961A	3-4	061238A	3-68
032094A	3-40	032971A	3-68	061244P	3-72
032099A	3-4	033084P	3-69	061249A	3-69
032099A	3-12	033088P	3-69	061463P	3-72
032149P	6-19	033089P	3-69	061525A	3-67
032149P	6-31	033091A	3-69	061527A	3-67
032149P	6-43	033101A	3-4	061529P	3-67
032321P	6-77	033101A	6-65	061545P	3-67
032328P	3-12	033102A	3-4	061546P	3-67
032329A	3-3	033102A	6-89	061547P	3-67
032332P	3-12	033103A	3-4	061553A	3-67
032394A	3-40	033103A	6-95	061554A	3-69
032396A	3-40	033104A	3-4	061555A	3-64
032619P	3-65	033104A	3-15	061555A	3-68
032619P	3-66	033105A	3-15	061558A	3-63
032649A	3-65	033105A	3-17	061558A	3-66
032666A	3-68	033106A	3-4	1250-004	2-3
032672P	3-68	033107A	6-65	1250-004	2-8
032692A	3-3	033107A	6-67	1250-004	2-9
032701A	3-4	033108A	6-65	1250-006	2-5
032701A	6-53	033108A	6-71	1250-383	2-5
032702A	3-4	033109A	6-65	1250-385	2-3
032702A	6-87	033109A	6-74	1250-385	2-5
032703A	3-4	033110A	3-4	1250-480	2-3
032703A	6-94	033110A	3-43	1250-532a	2-3
032704A	3-4	033111A	3-43	1250-544	2-5
032704A	3-15	033112A	3-43	1250-544	2-8
032705A	3-15	033123P	6-75	1250-544	2-9
032705A	3-17	033124A	3-4	1250-544	2-10
032706A	3-4	033124A	3-56	1250-544	2-11
032707A	6-53	033161A	3-66	1250-544	2-12
032707A	6-55	061048A	3-65	1250-560	2-3
032708A	6-53	061050A	3-65	1250-562	2-3
032708A	6-59	061051A	3-68	1250-562	2-3
032709A	6-53	061071A	3-72	1250-562	2-5
032709A	6-62	061073A	3-72	1250-577	2-8

Numerical Index

PART NO.	PAGE NO.	PART NO.	PAGE NO.	PART NO.	PAGE NO.
1250-577	2-9	1251-450aq	2-5	1255-009	11-69
1250-577A	2-8	1251-450ar	2-5	1255-017	2-3
1250-577A	2-9	1251-450av	2-3	1255-017	2-4
1250-581	2-3	1251-450b	2-3	1255-017	3-3
1250-749	2-10	1251-450b	2-5	1255-017	3-4
1250-749	2-11	1251-450c	2-5	1255-018	2-8
1250-750	2-8	1251-450d	2-5	1255-018	11-5
1250-751	2-9	1251-450e	2-5	1255-018	11-45
1250-859	2-3	1251-450g	2-3	1255-019	2-12
1251-245	2-10	1251-450h	2-4	1255-020	2-10
1251-245	2-11	1251-450j	2-5	1255-020	3-70
1251-245	2-12	1251-450k	2-5	1255-020	3-71
1251-246	2-8	1251-450l	2-5	1255-113	2-11
1251-246	2-9	1251-450m	2-3	1255-113	3-72
1251-247	2-11	1251-450n	2-3	3-700Rw	2-5
1251-320	2-3	1251-450o	2-4	40000-16	2-5
1251-320	2-5	1251-450p	2-5	A08534A-027	6-33
1251-326	2-5	1251-450q	2-3	A08534A-031	6-55
1251-382	2-5	1251-450s	2-5	A08534A-048	6-67
1251-443f	2-4	1251-450t	2-5	A08535A-026	6-94
1251-443g	2-4	1251-450w	2-5	A08535A-032	6-92
1251-443h	2-4	1251-450x	2-5	A08535A-041	6-95
1251-443i	2-4	1251-533	2-7	A08536A-159	6-33
1251-447	2-3	1251-533	5-17	A08536A-166	6-33
1251-448	2-3	1251-649	2-5	A08546A-077	6-45
1251-450aa	2-3	1251-784	2-6	A08546A-085	6-55
1251-450ab	2-3	1251-784	3-7	A08546A-089	6-67
1251-450ab1	2-3	1251-785	2-6	A08563A-087	6-67
1251-450ab2	2-3	1251-785	2-6	A08571A-020	6-89
1251-450ac	2-4	1251-785	3-6	A08572A-100	6-55
1251-450ad	2-4	1251-785	3-7	A09815A-048	6-9
1251-450ae	2-3	1251-844	2-5	A09846A-036	6-45
1251-450af	2-3	1251-924	2-5	A09846A-040	6-45
1251-450ag	2-3	1251-924A	2-5	A09846A-041	6-55
1251-450ah	2-3	1251-924B	2-5	A09846A-045	6-67
1251-450ai	2-3	1251-924C	2-5	A09846A-070	6-45
1251-450aj	2-3	1251-924F	2-5	A09850A-100	6-45
1251-450ak	2-5	1252-004	2-3	A09850A-100	6-67
1251-450al	2-5	1252-004	2-5	A09850A-100	6-101
1251-450am	2-3	1252-056	2-5	A09851A-420	6-103
1251-450an	2-3	1252-063	2-3	A09859A-022	6-55
1251-450ao	2-3	1255-009	2-9	A09859A-030	6-67
1251-450ap	2-3	1255-009	11-66	A09859A-034	6-9

Numerical Index

PART NO.	PAGE NO.	PART NO.	PAGE NO.	PART NO.	PAGE NO.
A09859A-036.....	6-21	A09877A-064.....	6-45	A09889A-020.....	6-9
A09859A-040.....	6-45	A09877A-066.....	6-33	A09889A-020.....	6-55
A09859A-052.....	6-33	A09877A-066.....	6-45	A09889A-020.....	6-67
A09863A-033.....	6-9	A09877A-066.....	6-55	A09889A-024.....	6-21
A09863A-043.....	6-45	A09877A-066.....	6-67	A09889A-026.....	6-21
A09863A-084.....	6-55	A09877A-067.....	6-55	A09889A-027.....	6-35
A09863A-087.....	6-55	A09877A-068.....	6-33	A09889A-028.....	6-21
A09863A-103.....	6-67	A09877A-069.....	6-55	A09889A-028.....	6-83
A09863A-108.....	6-67	A09877A-070.....	6-45	A09889A-035.....	6-87
A09865A-040.....	6-45	A09877A-070.....	6-55	A09889A-043.....	6-33
A09865A-043.....	6-33	A09877A-076.....	6-33	A09889A-054.....	6-45
A09865A-043.....	6-45	A09877A-077.....	6-33	A09889A-063.....	6-55
A09865A-045.....	6-33	A09877A-078.....	6-67	A09889A-063.....	6-67
A09865A-046.....	6-45	A09877A-079.....	6-45	A09889A-073.....	6-9
A09865A-048.....	6-45	A09877A-082.....	6-55	A09889A-093.....	6-21
A09865A-049.....	6-33	A09877A-083.....	6-55	A09889A-096.....	6-35
A09865A-063.....	6-45	A09877A-088.....	6-33	A09889A-105.....	6-9
A09865A-081.....	6-55	A09877A-088.....	6-45	A09889A-105.....	6-21
A09865A-082.....	6-55	A09877A-088.....	6-55	A09889A-108.....	6-9
A09865A-090.....	6-67	A09877A-090.....	6-67	A09889A-119.....	6-35
A09865A-096.....	6-67	A09877A-095.....	6-67	A09889A-131.....	6-45
A09877A-017.....	6-45	A09877A-112.....	6-67	A09889A-151.....	6-45
A09877A-019.....	6-21	A09881A-017.....	6-23	A09889A-151.....	6-57
A09877A-020.....	6-21	A09881A-024.....	6-21	A09889A-163.....	6-57
A09877A-020.....	6-45	A09881A-033.....	6-9	A09889A-163.....	6-69
A09877A-024.....	6-55	A09882A-024.....	6-9	A09889A-175.....	6-69
A09877A-025.....	6-55	A09882A-025.....	6-9	A09890A-020.....	6-21
A09877A-032.....	6-21	A09882A-027.....	6-67	A09890A-021.....	6-47
A09877A-035.....	6-67	A09882A-040.....	6-9	A09890A-022.....	6-55
A09877A-041.....	6-33	A09882A-043.....	6-33	A09890A-025.....	6-57
A09877A-041.....	6-67	A09882A-051.....	6-55	A09890A-025.....	6-69
A09877A-042.....	6-21	A09882A-052.....	6-55	A09890A-028.....	6-69
A09877A-042.....	6-45	A09885A-128.....	6-9	A09890A-036.....	6-21
A09877A-046.....	6-21	A09885A-128.....	6-21	A09890A-041.....	6-9
A09877A-048.....	6-33	A09886A-124.....	6-9	A09890A-043.....	6-9
A09877A-048.....	6-45	A09886A-124.....	6-21	A09890A-044.....	6-35
A09877A-050.....	6-23	A09887A-022.....	6-21	A09890A-046.....	6-57
A09877A-050.....	6-45	A09887A-023.....	6-11	A09890A-050.....	6-47
A09877A-055.....	6-67	A09887A-036.....	6-33	A09890A-050.....	6-69
A09877A-058.....	6-33	A09887A-039.....	6-81	A09890A-053.....	6-47
A09877A-060.....	6-33	A09888A-070.....	6-9	A09890A-055.....	6-9
A09877A-061.....	6-21	A09888A-070.....	6-21	A09890A-063.....	6-21
A09877A-062.....	6-45	A09889A-018.....	6-45	A09890A-081.....	6-33

Numerical Index

PART NO.	PAGE NO.	PART NO.	PAGE NO.	PART NO.	PAGE NO.
A09890A-084.....	6-45	A09893A-036.....	6-33	A09912A-013.....	6-9
A09890A-125.....	6-55	A09893A-036.....	6-47	A09912A-013.....	6-21
A09890A-125.....	6-67	A09893A-039.....	6-47	A09912A-024.....	6-87
A09891A-023.....	6-21	A09893A-044.....	6-9	A09912A-026.....	6-89
A09891A-035.....	6-45	A09893A-045.....	6-33	A09912A-031.....	6-85
A09891A-038.....	6-9	A09893A-050.....	6-33	A09912A-035.....	6-83
A09891A-040.....	6-33	A09893A-050.....	6-47	A09912A-059.....	6-33
A09891A-045.....	6-21	A09893A-054.....	6-55	A09912A-065.....	6-55
A09891A-046.....	6-21	A09893A-061.....	6-55	A09912A-072.....	6-85
A09891A-051.....	6-57	A09893A-067.....	6-45	A09912A-079.....	6-85
A09891A-051.....	6-69	A09893A-068.....	6-45	A09912A-088.....	6-83
A09891A-088.....	6-57	A09893A-085.....	6-21	A09912A-090.....	6-81
A09891A-093.....	6-21	A09894A-014.....	6-57	A09912A-111.....	6-83
A09891A-093.....	6-57	A09894A-016.....	6-57	A09920A-049.....	6-21
A09891A-095.....	6-35	A09894A-016.....	6-69	A09920A-060.....	6-9
A09891A-095.....	6-69	A09894A-018.....	6-69	A09920A-072.....	6-47
A09891A-105.....	6-9	A09894A-022.....	6-33	A09972A-125.....	6-21
A09891A-105.....	6-69	A09894A-027.....	6-33	A09972A-129.....	6-9
A09891A-151.....	6-45	A09894A-030.....	6-45	A09972A-129.....	6-21
A09891A-161.....	6-57	A09894A-038.....	6-9	A09974A-039.....	6-23
A09891A-161.....	6-69	A09894A-046.....	6-21	A09974A-039.....	6-47
A09892A-024.....	6-21	A09894A-048.....	6-57	A09974A-052.....	6-33
A09892A-028.....	6-9	A09894A-048.....	6-69	A09974A-052.....	6-55
A09892A-032.....	6-21	A09894A-063.....	6-45	A09974A-052.....	6-67
A09892A-048.....	6-11	A09894A-069.....	6-21	A09977A-077.....	6-45
A09892A-057.....	6-35	A09894A-074.....	6-45	A09984A-031.....	6-33
A09892A-057.....	6-57	A09894A-084.....	6-33	A09984A-041.....	6-33
A09892A-063.....	6-69	A09894A-100.....	6-21	A09984A-042.....	6-33
A09892A-094.....	6-35	A09895A-036.....	6-91	A09984A-056.....	6-45
A09892A-098.....	6-11	A09896A-033.....	6-21	A09984A-069.....	6-55
A09892A-106.....	6-45	A09897A-026.....	6-33	A09984A-082.....	6-67
A09892A-114.....	6-55	A09897A-028.....	6-55	A09989A-077.....	6-45
A09892A-114.....	6-67	A09897A-035.....	6-67	A09989A-082.....	6-55
A09893A-013.....	6-35	A09898A-022.....	6-33	A09989A-085.....	6-67
A09893A-017.....	6-35	A09898A-029.....	6-55	A10059A-073.....	6-35
A09893A-020.....	6-45	A09898A-030.....	6-9	A10059A-085.....	6-35
A09893A-023.....	6-33	A09898A-035.....	6-67	A10059A-105.....	6-11
A09893A-024.....	6-33	A09899A-016.....	6-9	A10059A-105.....	6-21
A09893A-026.....	6-55	A09899A-019.....	6-55	A10079A-012.....	6-47
A09893A-028.....	6-9	A09899A-028.....	6-9	A10079A-014.....	6-11
A09893A-028.....	6-55	A09899A-031.....	6-55	A10079A-016.....	6-11
A09893A-033.....	6-33	A09911A-024.....	6-81	A10079A-017.....	6-9
A09893A-035.....	6-33	A09911A-055.....	6-21	A10079A-017.....	6-21

Numerical Index

PART NO.	PAGE NO.	PART NO.	PAGE NO.	PART NO.	PAGE NO.
A10079A-017.....	6-67	A10079A-072.....	6-11	A10082A-026.....	6-9
A10079A-018.....	6-33	A10079A-072.....	6-57	A10082A-029.....	6-9
A10079A-019.....	6-11	A10079A-074.....	6-57	A10082A-045.....	6-57
A10079A-019.....	6-33	A10079A-075.....	6-67	A10082A-048.....	6-35
A10079A-022.....	6-47	A10079A-076.....	6-57	A10082A-052.....	6-69
A10079A-024.....	6-33	A10079A-078.....	6-21	A10082A-111.....	6-11
A10079A-024.....	6-47	A10079A-082.....	6-69	A10082A-113.....	6-11
A10079A-024.....	6-55	A10079A-084.....	6-57	A10089A-024.....	6-45
A10079A-025.....	6-11	A10079A-085.....	6-35	A10093A-083.....	6-55
A10079A-026.....	6-23	A10079A-087.....	6-11	A10093A-100.....	6-67
A10079A-026.....	6-47	A10079A-088.....	6-23	A10093A-120.....	6-33
A10079A-027.....	6-55	A10079A-088.....	6-35	A10094A-100.....	6-45
A10079A-028.....	6-23	A10079A-088.....	6-47	A10094A-100.....	6-101
A10079A-030.....	6-21	A10079A-090.....	6-11	A10311A-008.....	6-99
A10079A-030.....	6-35	A10079A-090.....	6-69	A10311A-014.....	6-99
A10079A-030.....	6-47	A10079A-093.....	6-23	A10311A-014.....	6-100
A10079A-032.....	6-21	A10079A-104.....	6-35	A10311A-021.....	6-98
A10079A-033.....	6-23	A10079A-106.....	6-23	A10311A-025.....	6-99
A10079A-033.....	6-35	A10079A-106.....	6-47	A10311A-028.....	6-100
A10079A-034.....	6-33	A10079A-110.....	6-47	A10311A-037.....	6-98
A10079A-034.....	6-45	A10079A-118.....	6-35	A10311A-037.....	6-100
A10079A-036.....	6-33	A10079A-126.....	6-47	A10311A-040.....	6-99
A10079A-036.....	6-57	A10079A-126.....	6-57	A10311A-040.....	6-100
A10079A-036.....	6-69	A10079A-126.....	6-69	A10311A-056.....	11-69
A10079A-040.....	6-9	A10079A-132.....	6-23	A10311A-060.....	11-69
A10079A-040.....	6-57	A10079A-133.....	6-69	A10311A-090.....	6-98
A10079A-044.....	6-21	A10079A-138.....	6-69	A10311A-090.....	6-99
A10079A-044.....	6-35	A10079A-142.....	6-69	A10311A-090.....	6-100
A10079A-046.....	6-21	A10079A-145.....	6-69	A10311A-xxx.....	6-108
A10079A-046.....	6-33	A10079A-150.....	6-69	A10311A-xxx.....	11-75
A10079A-047.....	6-33	A10079A-154.....	6-69	A10312A-019.....	6-9
A10079A-047.....	6-45	A10079A-162.....	6-57	A10312A-023.....	6-45
A10079A-047.....	6-69	A10079A-168.....	6-57	A10312A-025.....	6-21
A10079A-048.....	6-35	A10079A-192.....	6-69	A10313A-011.....	6-47
A10079A-052.....	6-35	A10079A-195.....	6-69	A10313A-011.....	6-67
A10079A-052.....	6-55	A10080A-035.....	6-23	A10313A-013.....	6-21
A10079A-052.....	6-69	A10080A-035.....	6-47	A10313A-013.....	6-57
A10079A-055.....	6-55	A10080A-052.....	6-33	A10313A-015.....	6-55
A10079A-059.....	6-33	A10080A-052.....	6-55	A10313A-016.....	6-57
A10079A-063.....	6-47	A10080A-052.....	6-67	A10313A-017.....	6-57
A10079A-070.....	6-9	A10082A-017.....	6-9	A10313A-017.....	6-69
A10079A-070.....	6-57	A10082A-020.....	6-9	A10313A-018.....	6-47
A10079A-071.....	6-47	A10082A-024.....	6-35	A10313A-018.....	6-57

Numerical Index

PART NO.	PAGE NO.	PART NO.	PAGE NO.	PART NO.	PAGE NO.
A10313A-018.....	6-69	A10321A-145.....	6-45	A10327A-125.....	6-11
A10313A-019.....	6-23	A10321A-145.....	6-55	A10338A-026.....	6-57
A10313A-019.....	6-35	A10321A-185.....	6-67	A10338A-027.....	6-45
A10313A-019.....	6-55	A10324A-041.....	6-79	A10338A-027.....	6-57
A10313A-021.....	6-23	A10324A-089.....	6-79	A10338A-036.....	6-69
A10313A-021.....	6-35	A10325A-015.....	6-69	A10338A-041.....	6-9
A10313A-022.....	6-69	A10325A-027.....	6-9	A10338A-043.....	6-23
A10313A-023.....	6-57	A10325A-031.....	6-57	A10338A-053.....	6-85
A10313A-023.....	6-69	A10325A-032.....	6-35	A10338A-058.....	6-9
A10313A-024.....	6-45	A10325A-034.....	6-57	A10338A-066.....	6-9
A10313A-024.....	6-55	A10325A-035.....	6-69	A10338A-073.....	6-9
A10313A-025.....	6-35	A10325A-038.....	6-9	A10338A-087.....	6-23
A10313A-025.....	6-47	A10325A-039.....	6-57	A10338A-090.....	6-23
A10313A-031.....	6-67	A10325A-039.....	6-69	A10338A-153.....	6-47
A10313A-038.....	6-23	A10325A-040.....	6-21	A10342A-025.....	6-9
A10313A-040.....	6-47	A10325A-040.....	6-79	A10342A-027.....	6-21
A10313A-055.....	6-33	A10325A-045.....	6-57	A10350A-420.....	6-102
A10313A-060.....	6-9	A10325A-049.....	6-45	A10362A-012.....	6-67
A10313A-062.....	6-55	A10325A-054.....	6-35	A10362A-047.....	6-9
A10313A-080.....	6-35	A10325A-058.....	6-35	A10363A-038.....	6-23
A10313A-085.....	6-47	A10325A-068.....	6-23	A10363A-038.....	6-47
A10313A-094.....	6-21	A10325A-068.....	6-45	A10363A-048.....	6-23
A10313A-101.....	6-55	A10325A-072.....	6-47	A10363A-048.....	6-47
A10313A-101.....	6-67	A10325A-099.....	6-57	A10363A-053.....	6-11
A10313A-115.....	6-57	A10325A-118.....	6-35	A10363A-066.....	6-11
A10313A-153.....	6-69	A10325A-140.....	6-57	A10364A-012.....	6-67
A10314A-084.....	6-35	A10325A-140.....	6-69	A10366A-019.....	6-67
A10314A-088.....	6-35	A10326A-030.....	6-69	A10369A-042.....	6-55
A10314A-135.....	6-35	A10326A-047.....	6-23	A10369A-046.....	6-67
A10314A-156.....	6-57	A10326A-051.....	6-23	A10369A-051.....	6-9
A10314A-177.....	6-69	A10326A-054.....	6-35	A10369A-055.....	6-55
A10320A0-200.....	11-71	A10326A-054.....	6-47	A10369A-057.....	6-21
A10320A0-200.....	11-73	A10326A-058.....	6-35	A10369A-068.....	6-67
A10320A-120.....	6-98	A10326A-058.....	6-47	A10372A-038.....	6-67
A10320A-120.....	6-99	A10327A-014.....	6-67	A10372A-052.....	6-79
A10320A-120.....	6-100	A10327A-015.....	6-67	A10372A-076.....	6-67
A10320A-132.....	11-5	A10327A-016.....	6-67	A10372A-109.....	6-33
A10320A-132.....	11-25	A10327A-040.....	6-67	A10392A-011.....	6-67
A10320A-132.....	11-45	A10327A-050.....	6-67	A10404A-036.....	6-90
A10320A-200.....	11-66	A10327A-051.....	6-67	A10405A-075.....	6-93
A10320A-200.....	11-69	A10327A-079.....	6-23	A10420A-360.....	6-109
A10320A-360.....	6-110	A10327A-093.....	6-47	A10420A-360.....	11-76
A10320A-360.....	11-77	A10327A-110.....	6-35	A10467A-031.....	6-23

Numerical Index

PART NO.	PAGE NO.	PART NO.	PAGE NO.	PART NO.	PAGE NO.
A10467A-033.....	6-9	F03531F02	11-85	F20645F00	11-68
A10467A-038.....	6-23	F03834F00	6-118	F21675F	3-71
A10467A-044.....	6-9	F04908F01	6-108	F24665F	3-3
A10467A-065.....	6-21	F04908F01	6-115	F24665F	3-44
A10468A-026.....	6-45	F04908F01	11-75	F25965F	3-4
A10468A-034.....	6-23	F04908F01	11-81	F25965F	3-46
A10468A-042.....	6-9	F05866F00	3-70	F27200F00	11-5
A10468A-058.....	6-23	F07244F00	3-23	F27200F00	11-17
A10471A-025.....	6-21	F07244F00	3-23	F27250F00	11-5
A10471A-026.....	6-9	F07296F00	6-118	F27250F00	11-17
A10491A-018.....	6-33	F07297F00	6-118	F27350F00	11-5
A10491A-022.....	6-69	F07297F00	11-84	F27350F00	11-17
A10491A-028.....	6-45	F09800F00	6-108	F27450F00	11-45
A10491A-044.....	6-47	F09800F00	6-111	F27455F	11-45
A10491A-044.....	6-55	F09800F00	11-75	F27674F	6-101
A10491A-044.....	6-67	F09800F00	11-78	F27674F	6-105
A10491A-063.....	6-85	F09802F01	6-108	F27691F	6-101
A10491A-063.....	6-87	F09802F01	6-109	F27691F	6-103
A10491A-074.....	6-81	F09802F01	11-75	F27868F	11-75
A10491A-085.....	6-89	F09802F01	11-76	F27965F	3-3
A10491A-094.....	6-9	F09803F01	6-108	F27965F	3-44
A10491A-097.....	6-21	F09803F01	6-110	F28565F	3-3
A10491A-105.....	6-89	F09803F01	11-77	F28565F	3-45
A10491A-106.....	6-33	F09804F00	6-108	F28665F	3-3
A10491A-106.....	6-87	F09804F00	6-112	F28665F	3-45
A10491A-120.....	6-45	F09804F00	11-75	F31070F	3-4
A10491A-120.....	6-55	F09804F00	11-79	F31070F	3-47
A10491A-125.....	6-67	F09805F00	6-108	F31500F	3-3
A10493A-087.....	6-67	F09805F00	6-116	F31600F	3-3
A43766P.....	6-5	F09805F00	11-75	F31700F	3-3
A43766P.....	6-19	F09805F00	11-82	F31800F	3-3
A43766P.....	6-31	F09885F00	11-70	F31950F	3-62
A43766P.....	6-43	F09885F00	11-72	F31962F	3-64
A43766P.....	6-62	F10350F00	3-3	F31990F	3-63
A43766P.....	6-74	F10360F00	3-3	F32015F	11-25
F01390F00	6-118	F10360F00	3-4	F32070F	11-66
F01390F00	11-84	F13326F00	6-101	F32650F	3-65
F01480F00	6-118	F13326F00	6-104	F32660F	3-68
F01480F00	11-84	F13597F00	6-101	F32700F	3-4
F03531F02	6-118	F13597F00	6-102	F33072F	3-69
F03531F02	6-119	F14750F00	3-22	F33100F	3-4
F03531F02	10-18	F14750F00	3-23	F33162F	3-66
F03531F02	11-84	F19051F	5-17	F61087F	3-72

Numerical Index

PART NO.	PAGE NO.	PART NO.	PAGE NO.	PART NO.	PAGE NO.
F61465F	3-67	P0001-04-003.....	11-29	P0001-04-007.....	3-64
FA20511F0	5-18	P0001-04-003.....	11-30	P0001-04-007.....	6-7
P0001-04-002.....	3-9	P0001-04-003.....	11-31	P0001-04-008.....	3-62
P0001-04-002.....	3-16	P0001-04-003.....	11-33	P0001-04-008.....	5-15
P0001-04-002.....	3-17	P0001-04-003.....	11-34	P0001-04-008.....	6-94
P0001-04-002.....	3-65	P0001-04-003.....	11-35	P0001-04-008.....	6-95
P0001-04-002.....	3-67	P0001-04-003.....	11-37	P0001-04-009.....	6-78
P0001-04-002.....	3-68	P0001-04-003.....	11-38	P0001-04-009.....	6-81
P0001-04-002.....	3-69	P0001-04-003.....	11-39	P0001-04-009.....	6-83
P0001-04-002.....	3-71	P0001-04-003.....	11-41	P0001-04-009.....	6-85
P0001-04-002.....	5-6	P0001-04-003.....	11-45	P0001-04-009.....	6-87
P0001-04-002.....	5-8	P0001-04-003.....	11-46	P0001-04-009.....	6-89
P0001-04-002.....	6-7	P0001-04-003.....	11-47	P0001-04-009.....	6-92
P0001-04-002.....	6-19	P0001-04-003.....	11-48	P0001-04-010.....	6-7
P0001-04-002.....	6-31	P0001-04-003.....	11-50	P0001-04-010.....	6-19
P0001-04-002.....	6-43	P0001-04-003.....	11-51	P0001-04-010.....	6-31
P0001-04-002.....	6-63	P0001-04-003.....	11-52	P0001-04-010.....	6-43
P0001-04-002.....	6-75	P0001-04-003.....	11-53	P0001-04-010.....	6-63
P0001-04-002.....	11-45	P0001-04-003.....	11-54	P0001-04-010.....	6-75
P0001-04-002	3-21	P0001-04-003.....	11-55	P0001-04-010.....	6-92
P0001-04-003.....	11-21	P0001-04-003.....	11-56	P0001-04-010.....	6-93
P0001-04-003.....	11-23	P0001-04-003.....	11-57	P0001-04-010.....	11-5
P0001-04-003.....	11-17	P0001-04-003.....	11-59	P0001-04-010.....	11-45
P0001-04-003.....	5-4	P0001-04-003.....	11-60	P0001-04-012.....	11-25
P0001-04-003.....	6-7	P0001-04-003.....	11-61	P0001-04-012.....	11-45
P0001-04-003.....	6-18	P0001-04-003.....	11-65	P0001-04-016.....	6-90
P0001-04-003.....	11-5	P0001-04-004.....	3-9	P0001-04-016.....	6-91
P0001-04-003.....	11-7	P0001-04-004.....	6-76	P0001-05-002.....	5-2
P0001-04-003.....	11-8	P0001-04-005.....	11-21	P0001-05-002.....	5-4
P0001-04-003.....	11-9	P0001-04-005.....	11-63	P0001-05-003.....	3-38
P0001-04-003.....	11-11	P0001-04-006.....	6-7	P0001-05-003.....	3-39
P0001-04-003.....	11-12	P0001-04-006.....	6-19	P0001-05-003.....	3-40
P0001-04-003.....	11-13	P0001-04-006.....	6-31	P0001-05-003.....	6-7
P0001-04-003.....	11-14	P0001-04-006.....	6-43	P0001-05-003.....	6-19
P0001-04-003.....	11-15	P0001-04-006.....	6-63	P0001-05-003.....	6-31
P0001-04-003.....	11-17	P0001-04-006.....	6-75	P0001-05-003.....	6-43
P0001-04-003.....	11-18	P0001-04-006.....	6-90	P0001-05-003.....	6-63
P0001-04-003.....	11-19	P0001-04-006.....	6-91	P0001-05-003.....	6-75
P0001-04-003.....	11-21	P0001-04-006.....	6-92	P0001-05-003.....	6-79
P0001-04-003.....	11-23	P0001-04-006.....	6-93	P0001-05-003.....	6-81
P0001-04-003.....	11-25	P0001-04-006.....	6-94	P0001-05-003.....	6-83
P0001-04-003.....	11-26	P0001-04-006.....	6-95	P0001-05-003.....	6-85
P0001-04-003.....	11-28	P0001-04-007.....	3-63	P0001-05-003.....	6-87

Numerical Index

PART NO.	PAGE NO.	PART NO.	PAGE NO.	PART NO.	PAGE NO.
P0001-05-003.....	6-89	P0001-05-012.....	6-7	P0001-06-003.....	3-61
P0001-05-003.....	6-118	P0001-05-012.....	6-19	P0001-06-003.....	3-62
P0001-05-003.....	11-13	P0001-05-012.....	6-31	P0001-06-003.....	3-63
P0001-05-003.....	11-33	P0001-05-012.....	6-43	P0001-06-003.....	3-64
P0001-05-003.....	11-37	P0001-05-012.....	6-63	P0001-06-003.....	3-65
P0001-05-003.....	11-52	P0001-05-012.....	6-75	P0001-06-003.....	3-66
P0001-05-003.....	11-55	P0001-06-002.....	3-11	P0001-06-003.....	3-67
P0001-05-003.....	11-59	P0001-06-002.....	3-13	P0001-06-003.....	3-68
P0001-05-003.....	11-67	P0001-06-002.....	3-44	P0001-06-003.....	3-69
P0001-05-003.....	11-70	P0001-06-002.....	3-45	P0001-06-003.....	6-7
P0001-05-003.....	11-72	P0001-06-002.....	3-46	P0001-06-003.....	6-19
P0001-05-003.....	11-84	P0001-06-002.....	3-47	P0001-06-003.....	6-31
P0001-05-004.....	3-46	P0001-06-002.....	5-2	P0001-06-003.....	6-43
P0001-05-004.....	3-47	P0001-06-002.....	5-4	P0001-06-003.....	6-63
P0001-05-004.....	6-7	P0001-06-002.....	6-5	P0001-06-003.....	6-75
P0001-05-004.....	6-19	P0001-06-002.....	6-19	P0001-06-003.....	6-79
P0001-05-004.....	6-31	P0001-06-002.....	6-31	P0001-06-003.....	6-81
P0001-05-004.....	6-43	P0001-06-002.....	6-43	P0001-06-003.....	6-83
P0001-05-004.....	6-63	P0001-06-002.....	6-63	P0001-06-003.....	6-85
P0001-05-004.....	6-75	P0001-06-002.....	6-74	P0001-06-003.....	6-87
P0001-05-005.....	3-8	P0001-06-002.....	11-13	P0001-06-003.....	6-89
P0001-05-005.....	3-10	P0001-06-002.....	11-13	P0001-06-003.....	11-5
P0001-05-005.....	3-12	P0001-06-002.....	11-33	P0001-06-003.....	11-10
P0001-05-005.....	3-25	P0001-06-002.....	11-52	P0001-06-003.....	11-17
P0001-05-005.....	3-65	P0001-06-002.....	11-55	P0001-06-003.....	11-21
P0001-05-005.....	3-66	P0001-06-003.....	11-21	P0001-06-003.....	11-23
P0001-05-005.....	3-67	P0001-06-003.....	11-23	P0001-06-003.....	11-25
P0001-05-005.....	3-68	P0001-06-003.....	11-17	P0001-06-003.....	11-32
P0001-05-005.....	3-69	P0001-06-003.....	3-8	P0001-06-003.....	11-37
P0001-05-005.....	6-7	P0001-06-003.....	3-9	P0001-06-003.....	11-41
P0001-05-006.....	6-77	P0001-06-003.....	3-10	P0001-06-003.....	11-45
P0001-05-007.....	6-7	P0001-06-003.....	3-12	P0001-06-003.....	11-45
P0001-05-007.....	6-19	P0001-06-003.....	3-18	P0001-06-003.....	11-49
P0001-05-007.....	6-31	P0001-06-003.....	3-22	P0001-06-003.....	11-59
P0001-05-007.....	6-43	P0001-06-003.....	3-44	P0001-06-003.....	11-63
P0001-05-007.....	6-63	P0001-06-003.....	3-45	P0001-06-003.....	11-65
P0001-05-007.....	6-75	P0001-06-003.....	3-46	P0001-06-004.....	3-8
P0001-05-010.....	6-7	P0001-06-003.....	3-47	P0001-06-004.....	3-9
P0001-05-010.....	6-19	P0001-06-003.....	3-55	P0001-06-004.....	3-10
P0001-05-010.....	6-31	P0001-06-003.....	3-56	P0001-06-004.....	3-12
P0001-05-010.....	6-43	P0001-06-003.....	3-58	P0001-06-004.....	3-18
P0001-05-010.....	6-63	P0001-06-003.....	3-59	P0001-06-004.....	3-22
P0001-05-010.....	6-75	P0001-06-003.....	3-60	P0001-06-004.....	3-23

Numerical Index

PART NO.	PAGE NO.	PART NO.	PAGE NO.	PART NO.	PAGE NO.
P0001-06-004.....	6-76	P0001-07-007.....	11-63	P0001-08-007.....	3-71
P0001-06-004.....	6-115	P0001-07-009.....	11-41	P0001-08-007.....	3-72
P0001-06-004.....	11-5	P0001-07-009.....	11-65	P0001-08-007.....	5-15
P0001-06-004.....	11-5	P0001-07-010.....	3-28	P0001-08-008.....	3-48
P0001-06-004.....	11-10	P0001-07-010.....	3-29	P0001-08-008.....	3-49
P0001-06-004.....	11-25	P0001-07-010.....	3-30	P0001-08-008.....	3-48
P0001-06-004.....	11-45	P0001-07-010.....	6-77	P0001-08-008.....	3-49
P0001-06-004.....	11-49	P0001-08-003.....	3-70	P0001-08-008.....	11-68
P0001-06-004.....	11-66	P0001-08-003.....	3-71	P0001-08-008.....	11-70
P0001-06-004.....	11-67	P0001-08-004.....	3-14	P0001-08-008.....	11-72
P0001-06-004.....	11-81	P0001-08-004.....	3-15	P0001-08-008.....	3-21
P0001-06-005.....	11-17	P0001-08-004.....	3-24	P0001-08-009.....	3-25
P0001-06-005.....	3-6	P0001-08-004.....	3-28	P0001-08-011B.....	3-62
P0001-06-005.....	6-43	P0001-08-004.....	11-25	P0001-08-011B.....	3-63
P0001-06-005.....	6-77	P0001-08-004.....	11-45	P0001-08-011B.....	3-65
P0001-06-005.....	11-13	P0001-08-004.....	11-68	P0001-08-011B.....	3-66
P0001-06-005.....	11-17	P0001-08-004.....	11-71	P0001-08-014.....	11-73
P0001-06-005.....	11-33	P0001-08-004.....	11-73	P0001-10-032.....	6-7
P0001-06-005.....	11-37	P0001-08-005.....	3-46	P0001-10-032.....	6-19
P0001-06-005.....	11-52	P0001-08-005.....	3-70	P0001-10-032.....	6-31
P0001-06-005.....	11-55	P0001-08-005.....	3-72	P0001-10-032.....	6-43
P0001-06-005.....	11-59	P0001-08-005.....	6-7	P0001-10-032.....	6-63
P0001-06-006.....	3-6	P0001-08-005.....	6-19	P0001-10-032.....	6-75
P0001-06-006.....	3-7	P0001-08-005.....	6-31	P0001-12-005.....	3-58
P0001-06-006.....	3-11	P0001-08-005.....	6-43	P0001-12-005.....	3-61
P0001-06-006.....	3-13	P0001-08-005.....	6-63	P0001-12-005.....	3-65
P0001-06-006.....	3-26	P0001-08-005.....	6-75	P0001-12-005.....	3-66
P0001-06-006.....	6-77	P0001-08-005.....	6-77	P0001-12-005.....	3-68
P0001-06-007.....	11-66	P0001-08-005.....	11-41	P0001-12-006.....	3-37
P0001-06-008.....	11-5	P0001-08-005.....	11-63	P0001-12-006.....	3-58
P0001-06-008.....	11-25	P0001-08-005.....	11-65	P0001-12-006.....	3-59
P0001-06-008.....	11-45	P0001-08-006.....	3-44	P0001-12-006.....	3-60
P0001-06-011.....	3-6	P0001-08-006.....	3-45	P0001-12-006.....	3-61
P0001-06-011.....	3-7	P0001-08-006.....	3-47	P0001-12-006.....	3-67
P0001-06-013.....	6-19	P0001-08-006.....	3-51	P0001-12-006.....	3-68
P0001-06-013.....	6-31	P0001-08-006.....	3-52	P0001-12-007.....	3-39
P0001-06-013.....	6-43	P0001-08-006.....	3-71	P0001-12-007.....	3-39
P0001-06-013.....	6-63	P0001-08-006.....	11-68	P0001-12-007.....	3-40
P0001-06-013.....	6-75	P0001-08-006.....	11-71	P0001-12-007.....	3-40
P0001-06-014.....	6-5	P0001-08-006.....	11-73	P0001-12-007.....	3-53
P0001-07-004.....	11-5	P0001-08-007.....	3-38	P0001-12-007.....	3-54
P0001-07-004.....	11-25	P0001-08-007.....	3-48	P0001-12-007.....	3-55
P0001-07-004.....	11-45	P0001-08-007.....	3-70	P0001-12-008.....	3-3

Numerical Index

PART NO.	PAGE NO.	PART NO.	PAGE NO.	PART NO.	PAGE NO.
P0001-12-008.....	3-3	P0003-05-000.....	3-67	P0003-08-000.....	3-72
P0001-12-008.....	3-4	P0003-05-000.....	3-68	P0003-08-000.....	5-15
P0001-12-008.....	3-56	P0003-05-000.....	3-69	P0003-08-000.....	6-115
P0001-12-008.....	3-69	P0003-05-000.....	5-2	P0003-08-000.....	11-81
P0001-12-009.....	3-3	P0003-05-000.....	5-4	P0003-08-000.....	3-21
P0001-12-010.....	3-38	P0003-05-000.....	6-7	P0003-12-000.....	3-15
P0001-12-010.....	3-39	P0003-05-000.....	6-43	P0003-12-000.....	3-58
P0001-12-010.....	3-40	P0003-05-000.....	11-5	P0003-12-000.....	3-59
P0001-12-010.....	3-42	P0003-05-000.....	11-5	P0003-12-000.....	3-60
P0001-12-010.....	3-43	P0003-05-000.....	11-22	P0003-12-000.....	3-61
P0001-12-014.....	3-58	P0003-05-000.....	11-33	P0004-05-000.....	11-70
P0001-12-014.....	3-59	P0003-05-000.....	11-37	P0004-05-000.....	11-72
P0001-12-014.....	3-60	P0003-05-000.....	11-40	P0004-14-000.....	3-18
P0001-12-014.....	3-61	P0003-05-000.....	11-45	P0004-14-000.....	10-10
P0001-12-016.....	3-15	P0003-05-000.....	11-64	P0004-14-000.....	10-11
P0001-12-016.....	3-42	P0003-05-000.....	11-66	P0004-14-000.....	3-21
P0001-12-016.....	3-43	P0003-05-000.....	11-69	P0007-06-000.....	3-11
P0001-12-020.....	3-64	P0003-06-000.....	3-10	P0007-06-000.....	3-13
P0001-12-020.....	3-68	P0003-06-000.....	3-11	P0007-06-000.....	11-7
P0001-12-020.....	3-69	P0003-06-000.....	3-12	P0007-12-000.....	3-18
P0003-04-000.....	3-9	P0003-06-000.....	3-13	P0007-12-000.....	3-20
P0003-04-000.....	3-62	P0003-06-000.....	3-22	P0008-16-000.....	3-18
P0003-04-000.....	3-63	P0003-06-000.....	3-26	P0011-004B.....	11-8
P0003-04-000.....	3-64	P0003-06-000.....	6-5	P0011-004B.....	11-9
P0003-04-000.....	3-71	P0003-06-000.....	6-19	P0011-004B.....	11-11
P0003-04-000.....	5-6	P0003-06-000.....	6-31	P0011-004B.....	11-12
P0003-04-000.....	5-10	P0003-06-000.....	6-43	P0011-004B.....	11-14
P0003-04-000.....	6-77	P0003-06-000.....	6-63	P0011-004B.....	11-15
P0003-04-000.....	6-90	P0003-06-000.....	6-75	P0011-004B.....	11-18
P0003-04-000.....	6-91	P0003-06-000.....	6-77	P0011-004B.....	11-19
P0003-04-000.....	6-92	P0003-06-000.....	11-5	P0011-004B.....	11-28
P0003-04-000.....	6-93	P0003-06-000.....	11-25	P0011-004B.....	11-29
P0003-04-000.....	6-94	P0003-06-000.....	11-45	P0011-004B.....	11-30
P0003-04-000.....	6-95	P0003-07-000.....	11-20	P0011-004B.....	11-31
P0003-04-000.....	11-5	P0003-07-000.....	3-28	P0011-004B.....	11-34
P0003-04-000.....	11-25	P0003-07-000.....	3-29	P0011-004B.....	11-35
P0003-04-000.....	11-45	P0003-07-000.....	3-30	P0011-004B.....	11-38
P0003-05-000.....	11-22	P0003-07-000.....	6-77	P0011-004B.....	11-39
P0003-05-000.....	3-8	P0003-07-000.....	11-20	P0011-004B.....	11-47
P0003-05-000.....	3-10	P0003-07-000.....	11-62	P0011-004B.....	11-48
P0003-05-000.....	3-12	P0003-08-000.....	3-25	P0011-004B.....	11-50
P0003-05-000.....	3-65	P0003-08-000.....	3-70	P0011-004B.....	11-51
P0003-05-000.....	3-66	P0003-08-000.....	3-71	P0011-004B.....	11-53

Numerical Index

PART NO.	PAGE NO.	PART NO.	PAGE NO.	PART NO.	PAGE NO.
P0011-004B.....	11-54	P0031-05-002.....	7-11	P0031-12-007.....	3-66
P0011-004B.....	11-56	P0031-06-003.....	11-20	P0031-12-008.....	3-44
P0011-004B.....	11-57	P0031-06-003.....	11-22	P0031-12-008.....	3-45
P0011-004B.....	11-60	P0031-06-003.....	3-31	P0031-12-008.....	3-46
P0011-004B.....	11-61	P0031-06-003.....	3-32	P0031-12-008.....	3-47
P0011-006A.....	11-13	P0031-06-003.....	3-33	P0031-12-015.....	3-65
P0011-006A.....	11-17	P0031-06-003.....	3-34	P0031-12-015.....	3-66
P0011-006A.....	11-33	P0031-06-003.....	3-35	P0031-12-015.....	3-68
P0011-006A.....	11-37	P0031-06-003.....	3-36	P0031-12-016.....	3-67
P0011-006A.....	11-52	P0031-06-003.....	11-20	P0031-12-016.....	3-69
P0011-006A.....	11-55	P0031-06-003.....	11-22	P0031-16-006.....	3-67
P0011-006A.....	11-59	P0031-06-003.....	11-40	P0031-16-006.....	3-68
P0011-006C.....	11-7	P0031-06-003.....	11-62	P0031-16-008.....	3-64
P0011-006C.....	11-13	P0031-06-003.....	11-64	P0031-16-008.....	3-65
P0011-006C.....	11-26	P0031-06-006.....	7-11	P0031-16-008.....	3-66
P0011-006C.....	11-33	P0031-07-007.....	11-20	P0031-16-008.....	3-69
P0011-006C.....	11-46	P0031-07-009.....	11-23	P0031-M20-80-12.9.....	3-64
P0011-006C.....	11-52	P0031-08-006.....	3-31	P0033-04-008.....	10-2
P0011-006C.....	11-55	P0031-08-006.....	3-32	P0033-04-008.....	10-4
P0012-08-000.....	3-22	P0031-08-006.....	3-33	P0033-04-008.....	10-16
P0012-08-000.....	3-23	P0031-08-006.....	3-34	P0033-04-008.....	10-17
P0013-04-000.....	5-6	P0031-08-006.....	3-35	P0033-05-004.....	6-115
P0015-08-000.....	3-28	P0031-08-006.....	3-36	P0033-05-004.....	11-81
P0015-08-000.....	3-29	P0031-08-006.....	3-62	P0033-05-005.....	11-21
P0015-08-000.....	3-30	P0031-08-006.....	3-63	P0033-05-008.....	11-21
P0017-08-323.....	5-8	P0031-08-006.....	3-64	P0033-05-008.....	11-23
P0017-08-524.....	5-15	P0031-08-006.....	3-66	P0033-05-008.....	11-21
P0017-10-375.....	5-8	P0031-08-006.....	11-67	P0033-05-008.....	11-23
P0020-63-022.....	5-14	P0031-08-007.....	3-65	P0033-05-048.....	11-22
P0020-83-022.....	5-14	P0031-08-007.....	3-68	P0033-05-048.....	11-40
P0020-83-022.....	5-17	P0031-08-008.....	3-67	P0033-05-048.....	11-64
P0023-500A-008.....	3-70	P0031-08-008.....	3-69	P0033-06-012.....	11-41
P0023-500A-008.....	3-71	P0031-08-016.....	3-4	P0033-06-012.....	11-63
P0024-006.....	6-106	P0031-08-016.....	6-115	P0033-06-012.....	11-65
P0024-006.....	6-107	P0031-08-016.....	11-81	P0034-06-012.....	11-7
P0026-011.....	6-115	P0031-10-006.....	3-67	P0034-06-012.....	11-26
P0026-011.....	11-81	P0031-10-016.....	3-67	P0034-06-012.....	11-46
P0028-001.....	5-15	P0031-10-022.....	3-44	P0040-003.....	3-35
P0030-06-003.....	3-8	P0031-10-022.....	3-45	P0040-003.....	3-36
P0030-06-003.....	3-9	P0031-10-022.....	3-46	P0040-004.....	3-9
P0030-06-003.....	3-10	P0031-10-022.....	3-47	P0040-004.....	3-16
P0030-06-003.....	3-10	P0031-10-024.....	3-44	P0040-004.....	3-17
P0030-06-003.....	3-12	P0031-12-007.....	3-65	P0040-004.....	5-4

Numerical Index

PART NO.	PAGE NO.	PART NO.	PAGE NO.	PART NO.	PAGE NO.
P0040-004	5-6	P0040-004	11-51	P0040-006	3-47
P0040-004	5-8	P0040-004	11-53	P0040-006	3-55
P0040-004	6-7	P0040-004	11-54	P0040-006	3-56
P0040-004	6-19	P0040-004	11-55	P0040-006	3-58
P0040-004	6-31	P0040-004	11-56	P0040-006	3-59
P0040-004	6-43	P0040-004	11-57	P0040-006	3-60
P0040-004	6-63	P0040-004	11-59	P0040-006	3-61
P0040-004	6-75	P0040-004	11-60	P0040-006	3-62
P0040-004	6-76	P0040-004	11-61	P0040-006	3-63
P0040-004	6-90	P0040-005	3-10	P0040-006	3-64
P0040-004	6-91	P0040-005	3-12	P0040-006	3-65
P0040-004	6-92	P0040-005	3-25	P0040-006	3-66
P0040-004	6-93	P0040-005	3-67	P0040-006	3-67
P0040-004	6-94	P0040-005	3-68	P0040-006	3-68
P0040-004	6-95	P0040-005	3-69	P0040-006	3-69
P0040-004	11-5	P0040-005	6-7	P0040-006	5-2
P0040-004	11-7	P0040-005	6-19	P0040-006	5-4
P0040-004	11-8	P0040-005	6-31	P0040-006	6-5
P0040-004	11-9	P0040-005	6-43	P0040-006	6-7
P0040-004	11-11	P0040-005	6-63	P0040-006	6-19
P0040-004	11-12	P0040-005	6-75	P0040-006	6-31
P0040-004	11-13	P0040-005	6-77	P0040-006	6-43
P0040-004	11-14	P0040-005	6-79	P0040-006	6-63
P0040-004	11-15	P0040-005	6-81	P0040-006	6-74
P0040-004	11-17	P0040-005	6-83	P0040-006	6-76
P0040-004	11-18	P0040-005	6-85	P0040-006	6-79
P0040-004	11-19	P0040-005	6-87	P0040-006	6-81
P0040-004	11-25	P0040-005	6-89	P0040-006	6-83
P0040-004	11-26	P0040-005	11-66	P0040-006	6-85
P0040-004	11-28	P0040-005	11-67	P0040-006	6-87
P0040-004	11-29	P0040-005	11-69	P0040-006	6-89
P0040-004	11-30	P0040-006	3-8	P0040-006	6-115
P0040-004	11-31	P0040-006	3-9	P0040-006	11-5
P0040-004	11-33	P0040-006	3-10	P0040-006	11-10
P0040-004	11-34	P0040-006	3-11	P0040-006	11-13
P0040-004	11-35	P0040-006	3-12	P0040-006	11-16
P0040-004	11-37	P0040-006	3-13	P0040-006	11-17
P0040-004	11-38	P0040-006	3-22	P0040-006	11-20
P0040-004	11-39	P0040-006	3-23	P0040-006	11-22
P0040-004	11-45	P0040-006	3-26	P0040-006	11-25
P0040-004	11-47	P0040-006	3-44	P0040-006	11-32
P0040-004	11-48	P0040-006	3-45	P0040-006	11-33
P0040-004	11-50	P0040-006	3-46	P0040-006	11-37

Numerical Index

PART NO.	PAGE NO.	PART NO.	PAGE NO.	PART NO.	PAGE NO.
P0040-006	11-40	P0040-008	6-19	P0040-012	3-66
P0040-006	11-42	P0040-008	6-31	P0040-012	3-67
P0040-006	11-45	P0040-008	6-43	P0040-012	3-68
P0040-006	11-49	P0040-008	6-63	P0040-012	3-69
P0040-006	11-52	P0040-008	6-75	P0040-014	10-10
P0040-006	11-55	P0040-008	6-77	P0040-014	10-11
P0040-006	11-58	P0040-008	6-115	P0040-014	3-21
P0040-006	11-59	P0040-008	11-25	P0040-016	3-18
P0040-006	11-63	P0040-008	11-41	P0041-003A	3-31
P0040-006	11-64	P0040-008	11-45	P0041-003A	3-32
P0040-006	11-66	P0040-008	11-45	P0041-003A	3-33
P0040-006	11-81	P0040-008	11-63	P0041-003A	3-34
P0040-007	3-28	P0040-008	11-65	P0043-003	3-31
P0040-007	3-30	P0040-008	11-66	P0043-003	3-32
P0040-007	6-19	P0040-008	11-68	P0043-003	3-33
P0040-007	6-31	P0040-008	11-72	P0043-003	3-34
P0040-007	6-43	P0040-008	11-81	P0043-003	3-62
P0040-007	6-63	P0040-008	3-21	P0043-003	3-63
P0040-007	6-75	P0040-010	6-7	P0043-003	3-65
P0040-007	6-77	P0040-010	6-19	P0043-003	3-66
P0040-007	11-5	P0040-010	6-31	P0043-008	6-115
P0040-007	11-5	P0040-010	6-43	P0043-008	11-81
P0040-007	11-5	P0040-010	6-63	P0043-012	3-67
P0040-007	11-10	P0040-010	6-75	P0044-021	3-20
P0040-007	11-20	P0040-012	3-3	P0045-004	11-46
P0040-007	11-25	P0040-012	3-4	P0045-004	11-52
P0040-007	11-32	P0040-012	3-15	P0045-004	11-63
P0040-007	11-41	P0040-012	3-35	P0045-005	3-46
P0040-007	11-45	P0040-012	3-36	P0045-005	3-47
P0040-007	11-49	P0040-012	3-38	P0045-005	11-67
P0040-007	11-62	P0040-012	3-39	P0045-005	11-70
P0040-008	3-14	P0040-012	3-40	P0045-006	3-8
P0040-008	3-15	P0040-012	3-42	P0045-006	11-63
P0040-008	3-25	P0040-012	3-43	P0045-006	11-67
P0040-008	3-28	P0040-012	3-53	P0045-007	11-62
P0040-008	3-29	P0040-012	3-54	P0045-008	3-24
P0040-008	3-30	P0040-012	3-55	P0045-008	3-47
P0040-008	3-38	P0040-012	3-56	P0045-008	3-70
P0040-008	3-48	P0040-012	3-58	P0045-008	3-70
P0040-008	3-49	P0040-012	3-59	P0045-008	11-63
P0040-008	3-51	P0040-012	3-60	P0045-008	11-67
P0040-008	3-52	P0040-012	3-61	P0045-008	11-70
P0040-008	6-7	P0040-012	3-65	P0046-005	7-11

Numerical Index

PART NO.	PAGE NO.	PART NO.	PAGE NO.	PART NO.	PAGE NO.
P0047-003	7-11	P0050-140	3-68	P0054-106	5-4
P0047-003	11-21	P0050-140	3-69	P0054-286	5-2
P0047-003	11-23	P0050-171	3-62	P0054-286	5-4
P0047-004	11-21	P0050-171	3-63	P0054-286	5-6
P0047-004	11-23	P0050-171	3-65	P0054-286	5-10
P0047-004	11-41	P0050-171	3-66	P0054-287	5-2
P0047-004	11-65	P0050-178	3-64	P0054-287	5-4
P0047-005	11-41	P0050-178	3-68	P0054-347	5-2
P0047-005	11-65	P0050-178	3-69	P0054-347	5-4
P0047-007	11-69	P0050-191	3-65	P0054-402	5-13
P0047-007	11-70	P0050-191	3-66	P0054-575	5-13
P0047-007	11-72	P0050-192	3-65	P0054-576	5-13
P0047-010	11-66	P0050-192	3-66	P0054-700	5-2
P0047-010	11-67	P0050-214	3-67	P0054-700	5-4
P0048-033	10-14	P0051-001	3-38	P0055-126	6-98
P0048-033	10-15	P0051-001	3-38	P0055-126	6-99
P0048-033	10-16	P0051-001	3-39	P0055-126	6-100
P0048-033	10-17	P0051-001	3-40	P0055-129	11-67
P0049-042	10-8	P0051-004	3-42	P0055-157	5-17
P0049-042	10-9	P0051-004	3-43	P0056-122F	5-12
P0049-042	10-10	P0051-004	3-48	P0056-129F	5-13
P0049-042	10-11	P0051-004	3-49	P0056-131F	5-13
P0049-042	10-12	P0051-011	3-48	P0063-001	3-18
P0049-042	10-13	P0051-011	3-49	P0063-001	3-20
P0050-001	3-38	P0051-023	3-63	P0063-001	3-28
P0050-001	3-39	P0051-023	3-64	P0063-001	3-29
P0050-001	3-40	P0051-028	3-62	P0063-001	3-30
P0050-011	3-42	P0051-028	3-64	P0063-001	3-44
P0050-011	3-43	P0051-029	3-62	P0063-001	3-45
P0050-011	3-48	P0054-018	5-8	P0063-001	3-46
P0050-011	3-49	P0054-036	5-17	P0063-001	3-47
P0050-012	3-67	P0054-067F	5-17	P0063-001	11-10
P0050-026	3-48	P0054-067G	5-13	P0063-001	11-16
P0050-026	3-49	P0054-068	5-10	P0063-001	11-17
P0050-030	3-48	P0054-068	5-13	P0063-001	11-32
P0050-030	3-49	P0054-069	5-8	P0063-001	11-37
P0050-041A	3-62	P0054-069	5-15	P0063-001	11-42
P0050-041A	3-63	P0054-073A	5-12	P0063-001	11-49
P0050-041A	3-64	P0054-073B	5-13	P0063-001	11-58
P0050-139	3-64	P0054-087	5-2	P0063-001	11-59
P0050-139	3-68	P0054-087	5-4	P0063-001	11-69
P0050-139	3-69	P0054-105A	5-2	P0063-001	11-70
P0050-140	3-67	P0054-105A	5-4	P0063-001	11-72

Numerical Index

PART NO.	PAGE NO.	PART NO.	PAGE NO.	PART NO.	PAGE NO.
P0063-001	11-16	P0065-086	10-14	P0066-125	3-44
P0063-003	3-44	P0065-086	10-15	P0066-125	3-45
P0063-003	3-45	P0065-086	10-16	P0066-125	3-46
P0063-003	3-45	P0065-086	10-17	P0066-125	3-47
P0063-003	3-46	P0065-106	3-50	P0067-003	11-5
P0063-003	3-47	P0065-107	11-68	P0067-009	11-5
P0063-003	11-21	P0065-107	11-70	P0067-010	11-45
P0063-003	11-23	P0065-107	11-72	P0067-011	11-45
P0063-003	11-41	P0065-108	11-68	P0067-041	11-5
P0063-003	11-65	P0065-108	11-70	P0067-042	11-45
P0063-004	3-14	P0065-108	11-72	P0067-044	11-5
P0063-004	10-2	P0065-109	11-68	P0067-048	11-5
P0063-004	10-4	P0065-109	11-70	P0067-064	11-25
P0063-012	3-50	P0065-109	11-72	P0068-004	3-65
P0063-016	6-93	P0065-163	11-67	P0068-004	3-66
P0063-016	6-98	P0065-192	3-31	P0068-007	3-8
P0063-016	6-99	P0065-192	3-32	P0068-008	3-10
P0063-016	6-100	P0065-192	3-33	P0068-011	3-10
P0065-004	11-66	P0065-192	3-34	P0068-013	3-12
P0065-004	11-68	P0065-192	3-35	P0068-013	3-68
P0065-004	11-70	P0065-192	3-36	P0070-020	7-11
P0065-004	11-72	P0065-266	3-31	P0070-024	3-20
P0065-006	11-10	P0065-266	3-32	P0070-031	6-115
P0065-006	11-32	P0065-266	3-33	P0070-031	11-81
P0065-006	11-49	P0065-266	3-34	P0070-065	5-6
P0065-013	3-50	P0065-266	3-35	P0070-065	5-10
P0065-014	11-21	P0065-266	3-36	P0073-001	3-18
P0065-014	11-23	P0065-268	3-31	P0075-001	6-115
P0065-016	11-41	P0065-268	3-32	P0075-001	11-81
P0065-016	11-63	P0065-268	3-33	P0075-002-060	3-18
P0065-016	11-65	P0065-268	3-34	P0075-002-072	3-18
P0065-017	11-5	P0065-268	3-35	P0076-050	10-12
P0065-017	11-25	P0065-268	3-36	P0076-050	10-13
P0065-017	11-45	P0065-269	10-2	P0076-050	10-14
P0065-017	11-66	P0065-269	10-4	P0076-050	10-15
P0065-017	11-69	P0065-270-0420	3-32	P0076-050	10-16
P0065-017	11-70	P0065-270-0480	3-33	P0076-050	10-17
P0065-017	11-72	P0065-270-048S	3-31	P0077-029	3-50
P0065-030	7-11	P0065-270-0540	3-34	P0077-059	10-2
P0065-031	7-11	P0065-271-0600	3-35	P0077-059	10-4
P0065-082	3-21	P0065-271-0720	3-36	P0078-002	11-20
P0065-086	10-12	P0066-003	3-20	P0078-002	11-22
P0065-086	10-13	P0066-028	11-67	P0078-002	11-40

Numerical Index

PART NO.	PAGE NO.	PART NO.	PAGE NO.	PART NO.	PAGE NO.
P0078-002	11-62	P0084-123	6-75	P0085-123	6-31
P0078-002	11-64	P0084-123	6-102	P0085-123	6-43
P0078-005	11-20	P0084-123	6-104	P0085-123	6-63
P0078-005	11-23	P0084-123	6-106	P0085-123	6-75
P0078-005	11-41	P0084-124	6-5	P0085-123	6-102
P0078-005	11-63	P0084-124	6-19	P0085-123	6-104
P0078-005	11-65	P0084-124	6-31	P0085-123	6-106
P0078-008	11-20	P0084-124	6-43	P0085-124A	6-5
P0078-008	11-23	P0084-124	6-63	P0085-124A	6-19
P0078-008	11-41	P0084-124	6-75	P0085-124A	6-31
P0078-008	11-62	P0084-124	6-103	P0085-124A	6-43
P0078-008	11-64	P0084-124	6-105	P0085-124A	6-63
P0079-001	3-18	P0084-139	6-119	P0085-124A	6-75
P0079-003	11-7	P0084-139	10-18	P0085-124A	6-103
P0079-003	11-26	P0084-139	11-85	P0085-124A	6-105
P0079-003	11-46	P0084-224	10-8	P0085-124A	6-107
P0079-003	11-70	P0084-224	10-9	P0085-132	3-50
P0079-003	11-72	P0084-224	10-10	P0085-134	10-14
P0079-005	3-21	P0084-224	10-11	P0085-134	10-15
P0080-001	10-12	P0084-224	10-12	P0085-134	10-16
P0080-001	10-13	P0084-224	10-13	P0085-134	10-17
P0080-001	10-8	P0084-234	10-14	P0085-139	3-50
P0080-001	10-9	P0084-234	10-15	P0085-139	6-119
P0080-001	10-10	P0084-234	10-16	P0085-139	10-18
P0080-001	10-11	P0084-234	10-17	P0085-139	11-85
P0080-019	3-50	P0085-016	7-11	P0085-149	10-14
P0080-036	3-36	P0085-028	11-66	P0085-149	10-15
P0080-037	3-36	P0085-028	11-69	P0085-149	10-16
P0080-043	3-33	P0085-028	11-70	P0085-149	10-17
P0080-043	3-34	P0085-028	11-72	P0085-162	3-31
P0080-045	3-31	P0085-032	7-11	P0085-162	3-32
P0080-046	3-31	P0085-113	6-109	P0085-162	3-33
P0080-047	3-35	P0085-113	6-111	P0085-162	3-34
P0080-048	3-34	P0085-113	6-112	P0085-162	3-35
P0080-048	3-35	P0085-113	6-116	P0085-162	3-36
P0080-051	3-33	P0085-113	6-117	P0085-214	3-31
P0080-053	3-32	P0085-113	11-76	P0085-214	3-32
P0080-054	3-32	P0085-113	11-78	P0085-214	3-33
P0084-016	7-11	P0085-113	11-79	P0085-214	3-34
P0084-123	6-19	P0085-113	11-82	P0085-214	3-35
P0084-123	6-31	P0085-113	11-83	P0085-214	3-36
P0084-123	6-43	P0085-123	6-5	P0085-224	10-8
P0084-123	6-63	P0085-123	6-19	P0085-224	10-9

Numerical Index

PART NO.	PAGE NO.	PART NO.	PAGE NO.	PART NO.	PAGE NO.
P0085-224	10-10	P0087-004	10-14	P0094-004	3-6
P0085-224	10-11	P0087-004	10-15	P0094-004	3-7
P0085-224	10-12	P0087-004	10-16	P0094-004-072	5-15
P0085-224	10-13	P0087-004	10-17	P0094-009-030	11-5
P0085-234	10-14	P0088-002	6-119	P0097-042	6-76
P0085-234	10-15	P0088-002	10-18	P0098-009	11-5
P0085-234	10-16	P0088-002	11-85	P0098-010	11-5
P0085-234	10-17	P0088-028	3-6	P0098-010	11-25
P0085-340	7-11	P0088-029	3-6	P0098-010	11-45
P0085-927	6-5	P0088-196	3-31	P0098-010	11-66
P0085-927	6-19	P0088-201	3-34	P0098-010	11-69
P0085-927	6-31	P0088-212	3-33	P0098-010	11-71
P0085-927	6-43	P0088-213	3-35	P0098-010	11-73
P0085-927	6-102	P0088-215	3-32	P0098-067	3-3
P0085-927	6-103	P0088-222	3-36	P0098-067	3-16
P0085-927	6-104	P0088-260	3-6	P0098-067	3-62
P0085-927	6-105	P0088-261	3-6	P0098-067	3-65
P0085-927	6-106	P0088-262	3-7	P0098-068	3-3
P0085-927	6-107	P0088-263	3-7	P0098-068	3-16
P0085C2	10-11	P0090-001	6-106	P0098-068	3-17
P0085-C2	10-10	P0090-001	6-107	P0098-068	3-63
P0085-C2	10-12	P0090-004	3-70	P0098-068	3-64
P0085-C2	10-13	P0090-004	3-71	P0098-068	3-66
P0085-C3	10-14	P0091-003	3-6	P0098-068	3-67
P0085-C3	10-15	P0091-003	3-7	P0098-068	3-68
P0085-C3	10-16	P0091-003	5-15	P0098-069	3-4
P0085-C3	10-17	P0091-019	5-2	P0098-069	3-17
P0086-001	10-8	P0091-019	5-4	P0098-069	3-69
P0086-001	10-9	P0091-022	6-78	P0100-001B	6-109
P0086-001	10-10	P0091-022	6-80	P0100-001B	11-76
P0086-001	10-11	P0091-022	6-82	P0100-004A	6-19
P0086-001	10-12	P0091-022	6-85	P0100-004A	6-31
P0086-001	10-13	P0091-022	6-87	P0100-004A	6-43
P0086-003	6-119	P0091-022	6-89	P0100-004A	6-63
P0086-003	10-18	P0091-031	3-3	P0100-004A	6-75
P0086-003	11-85	P0091-031	3-4	P0100-004A	11-5
P0086-005	10-14	P0094-003-030	11-5	P0100-004A	11-25
P0086-005	10-15	P0094-003-030	11-66	P0100-004A	11-45
P0086-005	10-16	P0094-003-030	11-69	P0100-004A	11-66
P0086-005	10-17	P0094-003-030	11-71	P0100-004A	11-69
P0087-001	6-119	P0094-003-030	11-73	P0100-004A	11-71
P0087-001	10-18	P0094-003-060	11-25	P0100-004A	11-73
P0087-001	11-85	P0094-003-060	11-45	P0100-004B	6-19

Numerical Index

PART NO.	PAGE NO.	PART NO.	PAGE NO.	PART NO.	PAGE NO.
P0100-004B.....	6-31	P0220-302.....	3-14	P0251-482.....	4-2
P0100-004B.....	6-43	P0220-302.....	6-92	P0251-482.....	4-3
P0100-004B.....	6-63	P0220-302.....	6-93	P0251-482.....	5-14
P0100-004B.....	6-75	P0220-302.....	6-94	P0251-482.....	5-17
P0100-004B.....	11-5	P0220-302.....	6-95	P0251-484.....	5-17
P0100-004B.....	11-25	P0220-303.....	3-14	P0251-486.....	5-17
P0100-004B.....	11-45	P0220-303.....	6-79	P0251-514.....	5-13
P0100-004B.....	11-66	P0220-303.....	6-81	P0251-514.....	5-17
P0100-004B.....	11-69	P0220-303.....	6-83	P0251-540.....	5-15
P0100-004B.....	11-71	P0220-303.....	6-85	P0251-563.....	5-13
P0100-004B.....	11-73	P0220-303.....	6-87	P0251-616.....	5-14
P0100-013B.....	6-110	P0220-303.....	6-89	P0251-806.....	5-14
P0100-013B.....	11-77	P0220-303.....	6-90	P0251-841.....	5-13
P0100-013D.....	6-110	P0220-303.....	6-91	P0251-861.....	5-6
P0100-013D.....	11-77	P0220-303.....	6-92	P0300-006.....	6-79
P0106-002.....	6-96	P0220-303.....	6-93	P0300-010.....	6-98
P0106-002.....	3-20	P0220-303.....	6-94	P0300-010.....	6-99
P0106-002A.....	6-96	P0220-303.....	6-95	P0300-010.....	6-100
P0106-002B.....	6-96	P0251-1003.....	5-6	P0300-012.....	5-6
P0110-106.....	6-98	P0251-1003.....	5-10	P0300-012.....	5-10
P0110-106.....	6-99	P0251-1003A.....	5-6	P0300-014.....	6-98
P0110-106.....	6-100	P0251-1003A.....	5-10	P0300-014.....	6-99
P0113-002.....	3-25	P0251-1009.....	5-13	P0300-014.....	6-100
P0126-049.....	6-91	P0251-171.....	5-12	P0300-024.....	11-73
P0126-049.....	6-92	P0251-197.....	5-6	P0300-025.....	11-69
P0126-049.....	6-93	P0251-197.....	5-10	P0300-026.....	6-78
P0126-049.....	6-94	P0251-197A.....	5-6	P0300-026.....	6-80
P0126-049.....	6-95	P0251-197A.....	5-10	P0300-026.....	6-82
P0126-050.....	3-3	P0251-388.....	5-14	P0300-026.....	6-85
P0126-050.....	3-4	P0251-401.....	5-14	P0300-026.....	6-87
P0201-290.....	3-14	P0251-439.....	5-13	P0300-026.....	6-89
P0201-290.....	6-79	P0251-443.....	5-14	P0300-026.....	7-11
P0201-290.....	6-81	P0251-443.....	5-17	P0300-027.....	3-28
P0201-290.....	6-83	P0251-463.....	5-13	P0300-027.....	6-13
P0201-290.....	6-85	P0251-463.....	5-17	P0300-027.....	6-27
P0201-290.....	6-87	P0251-464.....	5-17	P0300-027.....	6-37
P0201-290.....	6-89	P0251-468.....	5-14	P0300-027.....	6-49
P0201-290.....	6-90	P0251-478.....	5-14	P0300-027.....	6-59
P0201-290.....	6-91	P0251-480.....	5-14	P0300-027.....	6-71
P0201-290.....	6-92	P0251-481.....	4-2	P0300-041.....	3-50
P0201-290.....	6-93	P0251-481.....	4-3	P0300-041.....	6-98
P0201-290.....	6-94	P0251-481.....	5-14	P0300-041.....	6-99
P0201-290.....	6-95	P0251-481.....	5-17	P0300-041.....	6-100

Numerical Index

PART NO.	PAGE NO.	PART NO.	PAGE NO.	PART NO.	PAGE NO.
P0300-042	3-50	P0300-104	6-87	P0300-138	6-100
P0300-042	6-15	P0300-104	6-89	P0300-144	3-31
P0300-042	6-27	P0300-113	6-90	P0300-144	3-32
P0300-042	6-49	P0300-113	6-91	P0300-144	3-33
P0300-042	6-99	P0300-113	6-92	P0300-144	3-34
P0300-043	6-98	P0300-113	6-93	P0300-144	3-35
P0300-048	6-78	P0300-113	6-94	P0300-144	3-36
P0300-048	6-80	P0300-113	6-95	P0300-144	6-90
P0300-048	6-82	P0300-117	6-79	P0300-149	6-100
P0300-048	6-85	P0300-120	6-99	P0300-164	6-93
P0300-048	6-87	P0300-120	6-100	P0300-165	11-23
P0300-048	6-89	P0300-120	6-116	P0300-165	11-41
P0300-049	11-69	P0300-120	7-11	P0300-165	11-65
P0300-060	6-13	P0300-120	11-69	P0300-165	11-68
P0300-060	6-25	P0300-120	11-82	P0300-167	11-71
P0300-068	11-73	P0300-121	7-11	P0300-173	11-71
P0300-074	6-78	P0300-123	6-98	P0300-185	6-78
P0300-074	6-80	P0300-123	6-99	P0300-185	6-81
P0300-074	6-82	P0300-123	6-100	P0300-185	6-83
P0300-074	6-85	P0300-125	6-112	P0300-185	6-85
P0300-074	6-87	P0300-125	6-118	P0300-185	6-94
P0300-074	6-89	P0300-125	7-11	P0300-185	6-95
P0300-076	6-78	P0300-125	11-79	P0300-193	6-13
P0300-076	6-80	P0300-125	11-84	P0300-193	6-25
P0300-076	6-82	P0300-126	6-112	P0300-193	6-37
P0300-076	6-85	P0300-126	6-116	P0300-193	6-51
P0300-076	6-87	P0300-126	6-118	P0300-193	6-61
P0300-076	6-89	P0300-126	7-11	P0300-198	11-67
P0300-090	6-78	P0300-126	11-79	P0300-224	3-50
P0300-090	6-80	P0300-126	11-82	P0300-249	6-78
P0300-090	6-82	P0300-126	11-84	P0300-249	6-80
P0300-090	6-85	P0300-127	6-98	P0300-249	6-82
P0300-090	6-87	P0300-127	6-99	P0300-249	6-85
P0300-090	6-89	P0300-127	6-100	P0300-249	6-87
P0300-094	11-21	P0300-128	6-98	P0300-249	6-89
P0300-094	11-23	P0300-128	6-99	P0300-250	6-78
P0300-094	11-41	P0300-128	6-100	P0300-250	6-83
P0300-094	11-63	P0300-129	6-98	P0300-250	6-85
P0300-094	11-65	P0300-129	6-99	P0300-250	6-87
P0300-104	6-78	P0300-129	6-100	P0300-250	6-89
P0300-104	6-80	P0300-130	11-69	P0300-250	6-90
P0300-104	6-82	P0300-131	6-99	P0300-250	6-91
P0300-104	6-85	P0300-131	6-100	P0300-250	6-92

Numerical Index

PART NO.	PAGE NO.	PART NO.	PAGE NO.	PART NO.	PAGE NO.
P0300-250	6-93	P0300-302	6-59	P0300-318	6-39
P0300-250	6-94	P0300-302	6-71	P0300-318	6-51
P0300-250	6-95	P0300-310	6-13	P0300-318	6-59
P0300-251	6-78	P0300-310	6-25	P0300-318	6-71
P0300-251	6-81	P0300-310	6-37	P0300-319	6-37
P0300-251	6-83	P0300-310	6-49	P0300-319	6-49
P0300-251	6-85	P0300-310	6-59	P0300-319	6-73
P0300-251	6-87	P0300-310	6-71	P0300-329	6-37
P0300-251	6-89	P0300-311	6-13	P0300-331	11-69
P0300-264	6-78	P0300-311	6-25	P0300-355	6-13
P0300-264	6-80	P0300-311	6-37	P0300-355	6-25
P0300-264	6-85	P0300-311	6-49	P0300-355	6-37
P0300-265	6-94	P0300-311	6-59	P0300-355	6-49
P0300-265	6-95	P0300-311	6-71	P0300-355	6-59
P0300-268	6-90	P0300-312	6-15	P0300-355	6-71
P0300-268	6-91	P0300-312	6-25	P0300-356	6-13
P0300-268	6-92	P0300-313	6-13	P0300-356	6-25
P0300-268	6-93	P0300-313	6-25	P0300-356	6-37
P0300-268	6-94	P0300-313	6-37	P0300-356	6-49
P0300-268	6-95	P0300-313	6-49	P0300-356	6-59
P0300-269	6-100	P0300-313	6-59	P0300-356	6-71
P0300-271	6-79	P0300-313	6-71	P0300-359	6-13
P0300-271	6-81	P0300-314	6-13	P0300-359	6-25
P0300-271	6-83	P0300-314	6-25	P0300-362	6-13
P0300-271	6-85	P0300-314	6-37	P0300-362	6-25
P0300-271	6-87	P0300-314	6-49	P0300-362	6-37
P0300-271	6-89	P0300-314	6-59	P0300-362	6-49
P0300-271	6-90	P0300-314	6-71	P0300-362	6-59
P0300-271	6-91	P0300-316	6-49	P0300-362	6-71
P0300-271	6-92	P0300-316	6-59	P0300-363	6-90
P0300-271	6-93	P0300-316	6-71	P0300-363	6-91
P0300-271	6-94	P0300-316	6-79	P0300-363	6-92
P0300-271	6-95	P0300-316	6-85	P0300-363	6-93
P0300-300	6-13	P0300-316	6-89	P0300-363	6-94
P0300-300	6-25	P0300-317	6-25	P0300-363	6-95
P0300-300	6-37	P0300-317	6-49	P0300-371	6-13
P0300-300	6-49	P0300-317	6-61	P0300-371	6-25
P0300-300	6-59	P0300-317	6-80	P0300-371	6-39
P0300-300	6-71	P0300-317	6-82	P0300-371	6-49
P0300-302	6-13	P0300-317	6-85	P0300-371	6-61
P0300-302	6-25	P0300-317	6-85	P0300-371	6-73
P0300-302	6-37	P0300-317	6-87	P0300-372	6-13
P0300-302	6-49	P0300-317	6-89	P0300-372	6-25

Numerical Index

PART NO.	PAGE NO.	PART NO.	PAGE NO.	PART NO.	PAGE NO.
P0300-372	6-37	P0300-385	6-39	P0300-418	6-92
P0300-372	6-49	P0300-385	6-49	P0300-418	6-93
P0300-372	6-59	P0300-385	6-61	P0300-418	6-94
P0300-372	6-71	P0300-385	6-73	P0300-418	6-95
P0300-373	6-15	P0300-386	6-15	P0300-420	6-13
P0300-373	6-25	P0300-386	6-25	P0300-424	6-13
P0300-373	6-37	P0300-386	6-37	P0300-427	6-25
P0300-373	6-49	P0300-386	6-49	P0300-427	6-39
P0300-373	6-59	P0300-386	6-61	P0300-427	6-49
P0300-373	6-71	P0300-386	6-71	P0300-427	6-61
P0300-374	6-13	P0300-390	6-13	P0300-427	6-73
P0300-374	6-37	P0300-390	6-25	P0300-428	6-15
P0300-374	6-49	P0300-390	6-37	P0300-428	6-27
P0300-374	6-59	P0300-390	6-49	P0300-428	6-71
P0300-374	6-71	P0300-390	6-59	P0300-429	6-13
P0300-376	6-13	P0300-390	6-71	P0300-429	6-25
P0300-376	6-37	P0300-394	6-79	P0300-429	6-37
P0300-376	6-49	P0300-394	6-81	P0300-429	6-49
P0300-376	6-61	P0300-394	6-83	P0300-429	6-59
P0300-376	6-73	P0300-394	6-87	P0300-429	6-71
P0300-378	6-13	P0300-395	6-37	P0300-430	6-13
P0300-378	6-81	P0300-395	6-49	P0300-430	6-25
P0300-378	6-83	P0300-395	6-59	P0300-430	6-37
P0300-378	6-87	P0300-395	6-71	P0300-430	6-49
P0300-382	6-78	P0300-395	6-81	P0300-430	6-59
P0300-382	6-80	P0300-395	6-83	P0300-430	6-71
P0300-382	6-82	P0300-395	6-87	P0300-434	6-13
P0300-382	6-85	P0300-408	6-73	P0300-434	6-25
P0300-382	6-87	P0300-408	6-78	P0300-434	6-39
P0300-382	6-89	P0300-408	6-80	P0300-434	6-49
P0300-383	6-13	P0300-408	6-82	P0300-434	6-59
P0300-383	6-25	P0300-408	6-85	P0300-434	6-71
P0300-383	6-39	P0300-408	6-87	P0300-450	6-13
P0300-383	6-49	P0300-408	6-89	P0300-450	6-25
P0300-383	6-61	P0300-418	3-14	P0300-450	6-37
P0300-383	6-73	P0300-418	6-79	P0300-450	6-49
P0300-384	6-13	P0300-418	6-81	P0300-450	6-59
P0300-384	6-25	P0300-418	6-83	P0300-450	6-71
P0300-384	6-49	P0300-418	6-85	P0300-535	6-13
P0300-384	6-61	P0300-418	6-87	P0300-535	6-25
P0300-384	6-73	P0300-418	6-89	P0300-535	6-37
P0300-385	6-13	P0300-418	6-90	P0300-535	6-49
P0300-385	6-25	P0300-418	6-91	P0300-541	6-7

Numerical Index

PART NO.	PAGE NO.	PART NO.	PAGE NO.	PART NO.	PAGE NO.
P0300-541	6-25	P0300-594	6-87	P0300-622	6-81
P0300-541	6-37	P0300-594	6-89	P0300-622	6-83
P0300-541	6-51	P0300-600	6-37	P0300-622	6-87
P0300-541	6-59	P0300-600	6-59	P0300-625	6-49
P0300-541	6-71	P0300-600	6-71	P0300-625	6-59
P0300-551	6-37	P0300-600	6-89	P0300-625	6-71
P0300-551	6-49	P0300-602	6-27	P0300-630	6-61
P0300-551	6-59	P0300-602	6-37	P0300-630	6-73
P0300-551	6-71	P0300-602	6-49	P0300-631	6-59
P0300-558	6-49	P0300-602	6-61	P0300-632	6-49
P0300-558	6-59	P0300-602	6-73	P0300-632	6-79
P0300-558	6-71	P0300-603	6-15	P0300-632	6-87
P0300-561	6-25	P0300-603	6-27	P0300-633	6-25
P0300-561	6-37	P0300-603	6-37	P0300-633	6-49
P0300-561	6-59	P0300-603	6-59	P0300-633	6-61
P0300-561	6-71	P0300-603	6-71	P0300-633	6-73
P0300-575	6-7	P0300-603	6-89	P0300-634	6-13
P0300-575	6-25	P0300-608	6-37	P0300-634	6-25
P0300-575	6-37	P0300-608	6-49	P0300-634	6-37
P0300-575	6-51	P0300-608	6-59	P0300-634	6-49
P0300-575	6-59	P0300-608	6-71	P0300-634	6-59
P0300-575	6-71	P0300-610	6-13	P0300-634	6-71
P0300-579	6-71	P0300-610	6-25	P0300-636	6-78
P0300-580	6-13	P0300-612	6-51	P0300-636	6-80
P0300-580	6-25	P0300-613	6-13	P0300-636	6-82
P0300-580	6-37	P0300-613	6-25	P0300-636	6-85
P0300-580	6-51	P0300-613	6-37	P0300-636	6-87
P0300-580	6-61	P0300-613	6-49	P0300-636	6-89
P0300-580	6-73	P0300-613	6-59	P0300-658	6-13
P0300-588	6-13	P0300-613	6-71	P0300-658	6-71
P0300-588	6-25	P0300-618	6-13	P0300-668	6-37
P0300-590	6-59	P0300-618	6-25	P0300-668	6-59
P0300-590	6-71	P0300-618	6-37	P0300-668	6-71
P0300-594	6-15	P0300-618	6-51	P0300-675	6-49
P0300-594	6-27	P0300-618	6-59	P0300-682	6-90
P0300-594	6-39	P0300-618	6-71	P0300-682	6-91
P0300-594	6-51	P0300-619	6-37	P0300-682	6-93
P0300-594	6-61	P0300-619	6-59	P0300-687	6-13
P0300-594	6-73	P0300-619	6-71	P0300-687	6-25
P0300-594	6-78	P0300-622	6-37	P0300-687	6-59
P0300-594	6-81	P0300-622	6-59	P0300-687	6-71
P0300-594	6-83	P0300-622	6-71	P0300-717	6-13
P0300-594	6-85	P0300-622	6-79	P0300-717	6-25

Numerical Index

PART NO.	PAGE NO.	PART NO.	PAGE NO.	PART NO.	PAGE NO.
P0300-717	6-37	P0300-788	6-49	P0300-928	6-61
P0300-717	6-49	P0300-791	6-27	P0300-928	6-73
P0300-717	6-59	P0300-791	6-39	P0300-929	6-13
P0300-717	6-71	P0300-791	6-61	P0300-949	6-25
P0300-724	6-13	P0300-791	6-73	P0300-949	6-37
P0300-724	6-25	P0300-805	6-89	P0300-949	6-49
P0300-724	6-37	P0300-806	6-13	P0300-949	6-59
P0300-724	6-51	P0300-806	6-51	P0300-949	6-71
P0300-724	6-59	P0300-806	6-61	P0301-146	6-7
P0300-724	6-71	P0300-806	6-73	P0301-146	6-19
P0300-726	6-85	P0300-811	6-79	P0301-146	6-31
P0300-726	6-89	P0300-811	6-81	P0301-146	6-43
P0300-730	6-25	P0300-811	6-83	P0301-146	6-63
P0300-730	6-37	P0300-811	6-85	P0301-146	6-75
P0300-730	6-59	P0300-811	6-87	P0301-154	6-79
P0300-730	6-71	P0300-811	6-89	P0301-154	6-81
P0300-743	6-13	P0300-814	6-39	P0301-154	6-83
P0300-745	6-82	P0300-814	6-49	P0301-154	6-85
P0300-745	6-87	P0300-814	6-61	P0301-154	6-87
P0300-750	6-15	P0300-814	6-73	P0301-154	6-89
P0300-750	6-27	P0300-815	6-25	P0301-156	6-78
P0300-750	6-39	P0300-821	6-13	P0301-156	6-81
P0300-750	6-51	P0300-821	6-25	P0301-156	6-83
P0300-750	6-61	P0300-821	6-37	P0301-156	6-85
P0300-750	6-71	P0300-821	6-59	P0301-156	6-87
P0300-765	6-25	P0300-821	6-71	P0301-156	6-89
P0300-765	6-37	P0300-846	6-79	P0302-185	6-80
P0300-765	6-59	P0300-846	6-85	P0302-185	6-82
P0300-765	6-71	P0300-846	6-89	P0302-185	6-85
P0300-766	6-27	P0300-899	6-13	P0302-185	6-87
P0300-766	6-39	P0300-899	6-25	P0302-185	6-89
P0300-766	6-61	P0300-902	6-13	P0302-185	11-69
P0300-766	6-73	P0300-902	6-25	P0302-231	6-78
P0300-767	6-25	P0300-902	6-37	P0302-231	6-80
P0300-778	6-25	P0300-902	6-49	P0302-231	6-82
P0300-778	6-37	P0300-902	6-59	P0302-231	6-85
P0300-778	6-49	P0300-902	6-71	P0302-231	6-87
P0300-778	6-59	P0300-921	6-37	P0302-231	6-89
P0300-778	6-71	P0300-921	6-49	P0302-325	6-78
P0300-782	6-13	P0300-921	6-59	P0302-498	6-78
P0300-782	6-25	P0300-921	6-71	P0302-498	6-80
P0300-788	6-13	P0300-928	6-39	P0302-498	6-82
P0300-788	6-25	P0300-928	6-51	P0302-498	6-85

Numerical Index

PART NO.	PAGE NO.	PART NO.	PAGE NO.	PART NO.	PAGE NO.
P0302-498	6-87	P0302-709	6-7	P0302-805A	7-7
P0302-498	6-89	P0302-709	6-18	P0302-806	6-7
P0302-513	6-5	P0302-709	6-30	P0302-806	6-18
P0302-513	6-19	P0302-709	6-42	P0302-806	6-30
P0302-513	6-31	P0302-709	6-62	P0302-806	6-42
P0302-513	6-43	P0302-709	6-74	P0302-806	6-62
P0302-513	6-62	P0302-709	7-5	P0302-806	6-74
P0302-513	6-74	P0302-709A	7-5	P0302-806	7-8
P0302-514	6-5	P0302-731	6-7	P0302-806A	7-8
P0302-514	6-19	P0302-731	6-19	P0302-806B	7-8
P0302-514	6-31	P0302-731	6-31	P0302-806C	7-8
P0302-514	6-43	P0302-731	6-43	P0302-807	4-2
P0302-514	6-62	P0302-731	6-63	P0302-807	7-2
P0302-514	6-74	P0302-731	6-75	P0302-808	6-7
P0302-528A	5-2	P0302-741	6-90	P0302-808	6-19
P0302-528A	5-4	P0302-741	6-91	P0302-808	6-31
P0302-530	6-7	P0302-741	6-92	P0302-808	6-43
P0302-530	6-19	P0302-742	6-92	P0302-808	6-63
P0302-530	6-31	P0302-743	6-90	P0302-808	6-75
P0302-530	6-43	P0302-743	6-91	P0302-810	6-31
P0302-530	6-63	P0302-743	6-92	P0302-810	6-63
P0302-530	6-75	P0302-743	6-93	P0302-810	6-75
P0302-680	6-7	P0302-743	6-94	P0302-814	4-2
P0302-680	6-19	P0302-743	6-95	P0302-814	6-7
P0302-680	6-31	P0302-744	6-90	P0302-814	7-4
P0302-680	6-43	P0302-744	6-91	P0302-815	4-2
P0302-680	7-10	P0302-744	6-92	P0302-815	4-3
P0302-680A	7-10	P0302-784	4-2	P0302-815	6-18
P0302-680B	7-10	P0302-784	4-3	P0302-815	6-30
P0302-701	6-5	P0302-784	6-7	P0302-815	6-42
P0302-701	6-19	P0302-784	6-19	P0302-815	6-62
P0302-701	6-31	P0302-784	6-31	P0302-815	6-74
P0302-701	6-43	P0302-784	6-43	P0302-815	7-3
P0302-701	6-63	P0302-784	6-63	P0302-815A	7-3
P0302-701	6-74	P0302-784	6-75	P0302-829	6-7
P0302-706	6-7	P0302-784	7-6	P0302-829	6-19
P0302-706	6-19	P0302-805	6-7	P0302-829	6-31
P0302-706	6-31	P0302-805	6-19	P0302-829	6-43
P0302-706	6-43	P0302-805	6-31	P0302-829	6-63
P0302-706	6-63	P0302-805	6-43	P0302-829	6-75
P0302-706	6-75	P0302-805	6-63	P0302-849	6-19
P0302-709	4-2	P0302-805	6-75	P0302-849	6-31
P0302-709	4-3	P0302-805	7-7	P0302-849	6-43

Numerical Index

PART NO.	PAGE NO.	PART NO.	PAGE NO.	PART NO.	PAGE NO.
P0302-849	6-63	P0304-157	11-21	P0307-217	10-4
P0302-849	6-75	P0304-157	11-23	P0307-225	10-2
P0302-851	6-7	P0304-157	11-41	P0307-239	3-6
P0302-851	6-19	P0304-157	11-63	P0307-239	10-5
P0302-851	6-31	P0304-157	11-65	P0307-239A	10-5
P0302-851	6-43	P0304-338	8-10	P0307-240	3-6
P0302-851	6-63	P0304-338	11-73	P0307-240	3-7
P0302-851	6-75	P0304-341A	3-31	P0307-240	10-3
P0302-851	7-9	P0304-341A	3-32	P0307-240A	10-3
P0302-879	6-93	P0304-341A	3-33	P0307-242	3-7
P0302-879	6-94	P0304-341A	3-34	P0307-242	10-6
P0302-879	6-95	P0304-341A	3-35	P0307-242A	10-6
P0302-882	6-93	P0304-341A	3-36	P0308-110	6-78
P0302-882	6-94	P0304-344	3-31	P0308-110	6-80
P0302-882	6-95	P0304-344	3-32	P0308-110	6-82
P0303-364	6-79	P0304-344	3-33	P0308-110	6-85
P0303-364	6-81	P0304-344	3-34	P0308-110	6-87
P0303-364	6-83	P0304-344	3-35	P0308-110	6-89
P0303-364	6-85	P0304-344	3-36	P0309-205	6-78
P0303-364	6-87	P0304-344	8-2	P0309-205	6-80
P0303-364	6-89	P0304-344A	8-2	P0309-205	6-82
P0303-367A	9-2	P0304-351	6-76	P0309-205	6-85
P0303-367G	9-2	P0304-351	8-3	P0309-205	6-87
P0303-375A	6-77	P0304-371	8-7	P0309-205	6-89
P0303-375A	6-93	P0304-371	11-23	P0309-206	6-79
P0303-375B	6-77	P0304-371	11-41	P0309-206	6-81
P0303-375B	6-93	P0304-371	11-65	P0309-206	6-83
P0303-404	6-76	P0305-114A	11-67	P0309-206	6-85
P0303-405	6-76	P0305-114C	11-67	P0309-206	6-87
P0303-405	9-3	P0305-134A	11-68	P0309-206	6-89
P0303-405A	9-3	P0305-134A	11-71	P0309-206A	6-79
P0304-109	8-8	P0305-134A	11-73	P0309-206A	6-81
P0304-109	11-67	P0305-134B	11-68	P0309-206A	6-83
P0304-131	8-4	P0305-134B	11-71	P0309-206A	6-85
P0304-131	3-20	P0305-134C	11-68	P0309-206A	6-87
P0304-132	3-21	P0305-134C	11-70	P0309-206A	6-89
P0304-142	6-76	P0305-139D	6-76	P0309-208A	6-7
P0304-145	8-9	P0305-139E	6-76	P0309-208A	6-19
P0304-145	11-68	P0305-165	11-73	P0309-208A	6-31
P0304-145	11-71	P0305-230	11-73	P0309-208A	6-43
P0304-147	8-9	P0305-237	6-76	P0309-208A	6-63
P0304-148	8-9	P0305-253	6-76	P0309-208A	6-75
P0304-157	8-6	P0305-254	6-76	P0309-210	6-90

Numerical Index

PART NO.	PAGE NO.	PART NO.	PAGE NO.	PART NO.	PAGE NO.
P0309-210	6-91	P033-04-008.....	10-15	PM20A-2.5-160	3-36
P0309-210	6-92	P0400-000.....	3-14	PM20A-2.5-220	3-35
P0309-210	6-93	P0400-002.....	11-69	PM20A-2.5-220	3-36
P0309-210	6-94	P0400-003.....	3-48	PM20B-2.5-160	3-35
P0309-210.....	6-95	P0400-003.....	3-49	PM20B-2.5-160	3-36
P0310-105.....	5-6	P0400-005.....	6-5	PM40-6.....	6-19
P0310-154.....	5-6	P0400-005.....	6-19	PM40-6.....	6-31
P0310-251.....	5-8	P0405-002.....	5-6	PM40-6.....	6-42
P0310-266.....	5-16	P0416-003.....	3-44	PM40-6.....	6-62
P0310-283B.....	5-6	P0416-003.....	3-45	PM40-6.....	6-74
P0310-283B.....	5-10	P0416-003.....	3-45	PM6A-20-1.00	6-31
P0310-286A.....	5-8	P0416-003.....	3-46	PM6A-20-1.00	6-42
P0310-286B.....	5-8	P0416-003.....	3-47	PM6A-20-1.00	6-62
P0310-287D	5-8	P0417-002.....	11-69	PM6A-20-1.00	6-74
P0310-419F.....	5-12	P0417-003.....	6-98	PM6B-1-12	6-19
P0310-420F.....	5-12	P0417-003.....	6-99	R1010-037.....	6-105
P0310-473B.....	5-14	P0417-003.....	6-100	S10057A.....	5-10
P0310-473B.....	5-17	P0421-012.....	6-31		
P0310-474F.....	2-3	P0421-012.....	6-43		
P0310-474F.....	5-12	P0421-012.....	6-63		
P0310-500	5-14	P0421-012.....	6-75		
P0310-503-003.....	5-14	P0421-012.....	6-102		
P0310-503-007.....	5-14	P0421-022.....	6-103		
P0310-503-007.....	5-17	PM06A-1.00-020	6-7		
P0310-503-008.....	5-14	PM12A-1.75-030	6-19		
P0310-571.....	5-14	PM12A-1.75-030	6-31		
P0310-571	5-17	PM12A-1.75-030	6-43		
P0310-573.....	5-14	PM12A-1.75-030	6-63		
P0310-954.....	5-14	PM12A-1.75-030	6-75		
P0310-954.....	5-17	PM12BL-1.75-025	6-7		
P0311-018	5-12	PM14A-2.0-160	3-31		
P0311-018	5-13	PM14A-2.0-160	3-32		
P0311-020	5-13	PM14A-2.0-160	3-33		
P0311-034	5-13	PM14A-2.0-160	3-34		
P0311-034	5-17	PM14A-2.0-220	3-31		
P0311-111.....	5-17	PM14A-2.0-220	3-32		
P0311-112	5-13	PM14A-2.0-220	3-33		
P0311-112	5-17	PM14A-2.0-220	3-34		
P0311-121	5-8	PM14B-2.0-160	3-31		
P0313-007.....	5-13	PM14B-2.0-160	3-32		
P0313-016.....	5-13	PM14B-2.0-160	3-33		
P0313-049.....	5-13	PM14B-2.0-160	3-34		
P033-04-008.....	10-14	PM20A-2.5-160	3-35		