



PARTS MANUAL

Sliplining System

SLS 50/100 SN: F40700F

SLS (Electric) Power Pack SN: F40710F

SLSD (Diesel) Power Pack SN: F40788F

Publication No. 050145A

Rev. No. 210219

© Akkerman Inc. 2021
All Rights Reserved

Akkerman Inc. 58256 266th Street Brownsdale, MN 55918
Phone: 507-567-2261 Fax: 507-567-2605 email: akk@akkerman.com

SERVICE • RELIABILITY • INNOVATION

Introduction

This parts manual contains assembly illustrations of the Akkerman Sliplining System. The SLS 50/100 Ton Sliplining System includes the sliplining frame and power pack. The illustrations in this manual are intended to show typical construction of various parts. In some instances, the details of parts illustrated may not exactly represent their actual appearance, but will help to identify parts performing the same functions. Additional copies of this manual may be purchased from the Akkerman Aftermarket Support Department, or downloaded from the Akkerman web site at www.akkerman.com.

The Akkerman SLS 50/100 Ton Sliplining System is utilized for rehabilitation of deteriorating pipe lines/sewer lines. The system is used for insertion of a pipe string into an existing live pipe/sewer line. The power to the sliplining system is provided by a power pack which is located adjacent to the sliplining frame.

LOCATING PARTS

This parts manual is organized into 13 sections to help you locate parts information quickly. The first page of each section lists the assemblies within the section.

An Alphabetical Index, Section 12, is provided to help you find the page number of a specific assembly. If a part number is known, the Numerical Index, Section 13, can also be utilized to find the page number of the assembly.

USE GENUINE AKKERMAN PARTS

The use of parts other than genuine Akkerman parts, could affect the efficient performance of the Jacking System. ALWAYS use genuine Akkerman parts.

PARTS ORDERING

To order fast, accurate, and reliable parts service, call (800) 533-0386, (507) 567-2261, or fax (507) 567-2605, and provide the following information.

1. Model Number
2. Serial Number
3. Part Number, Description, and Quantity
4. Shipping Preference

MEASUREMENTS

The unit of measure in this manual is in inches unless indicated otherwise.

HARDWARE SPECIFICATION

All Akkerman products are assembled with SAE Grade 8 bolts, nuts, and washers. ALWAYS use matched fastener hardware when replacing or repairing the unit.

If you find any errors in this manual or have suggestions for improvement, please let us know. Email your comments via the Akkerman web site (Contact Us web page), or mail your suggestions to: Akkerman Inc., ATTN: Technical Publications, 58256 266th Street, Brownsdale, MN, 55918.

Akkerman Inc. reserves the right to improve its product without notice or obligation.



Akkerman Sliplining System

NOTES



Contents

General Information	1
Decals	2
Structurals	3
Operator Controls	4
Electrical	5
Hydraulics	6
Valves	7
Motors	8
Pumps	9
Cylinders	10
Miscellaneous	11
Alphabetical Index	12
Numerical Index	13

Contents

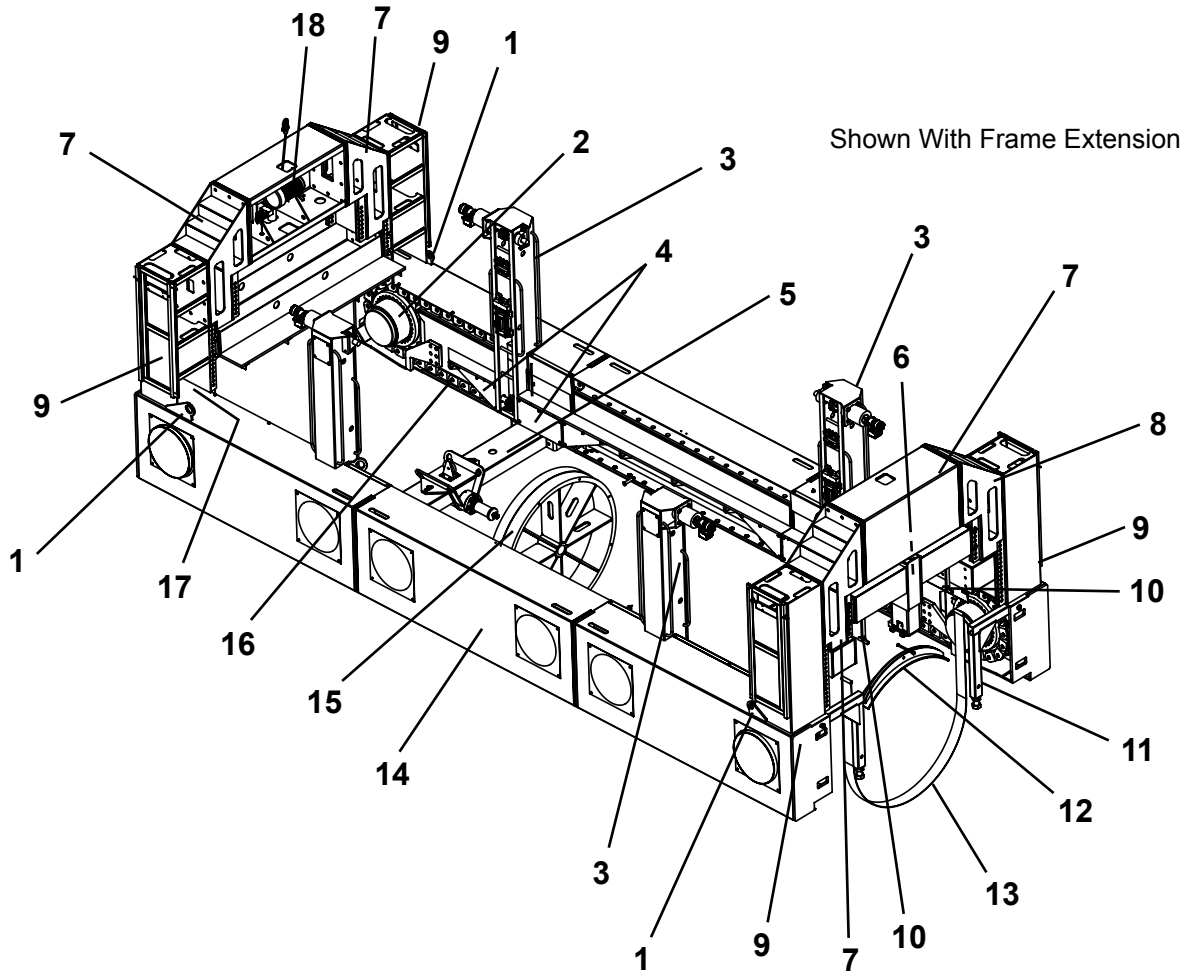
NOTES



General Information

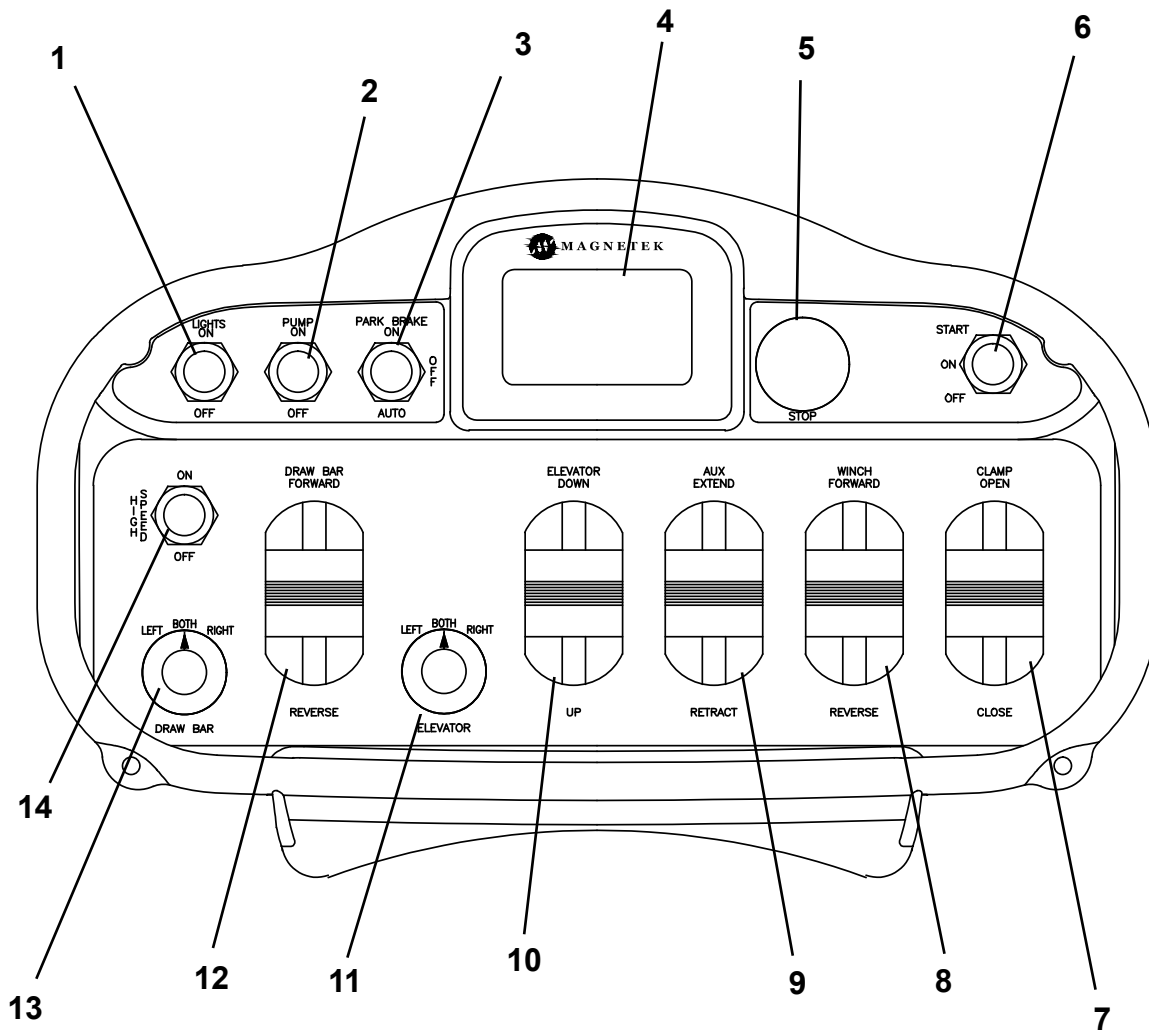
Terminology	2
Sliplining System	2
Sliplining Frame Components	2
Wireless Remote Pendant	3
Sliplining Power Pack - Electric.....	4
Power Pack Control Panel	5
Power Pack Pressure Gauge Panel	6
Sliplining Power Pack - Diesel	7
Power Pack Control Panel	8
Power Pack Pressure Gauge Panel	9
Engine - Diesel	10

SLIPLINING FRAME COMPONENTS



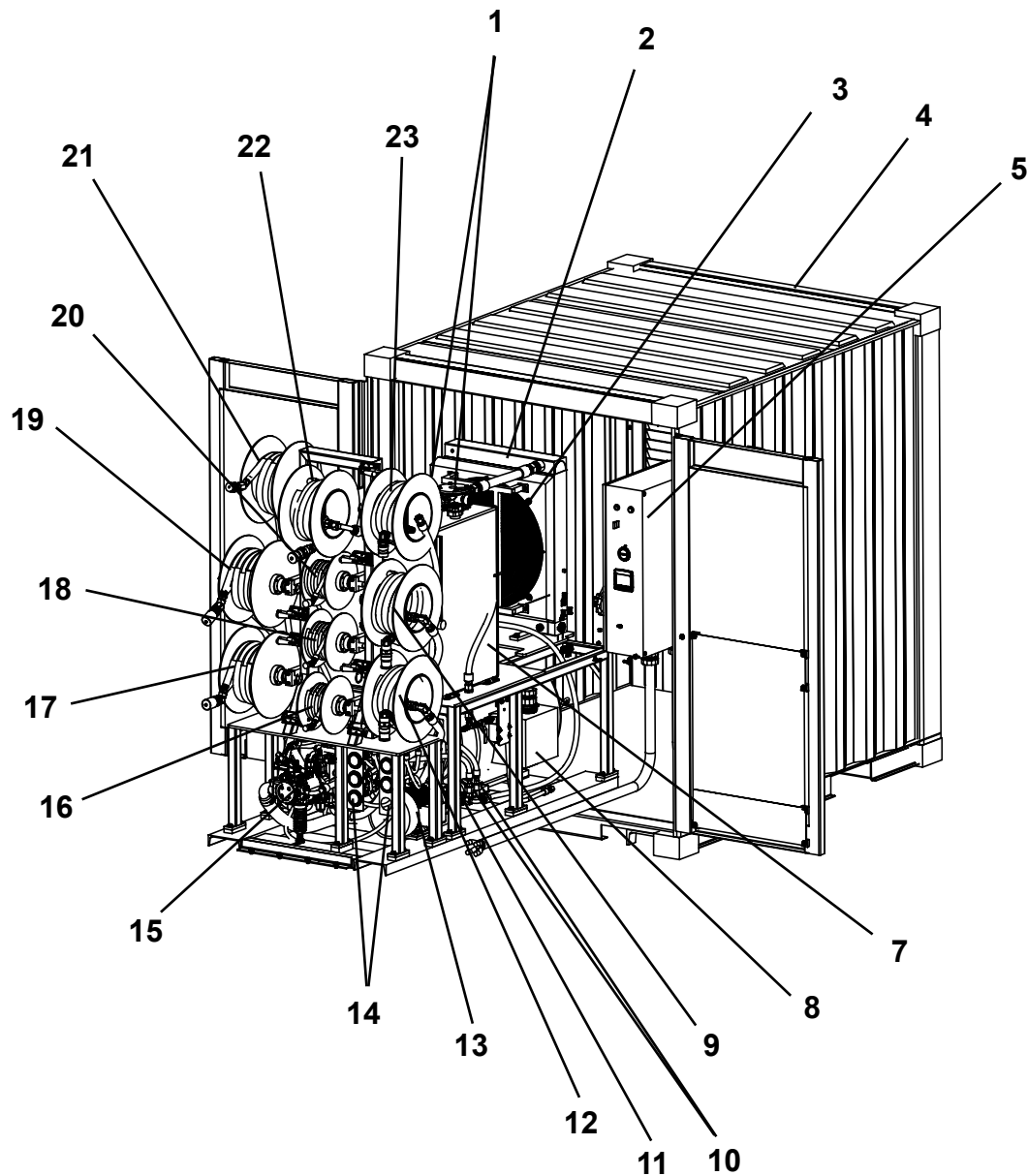
- | | |
|----------------------------|------------------------------------|
| 1. Lift Eye | 10. Connecting Link |
| 2. Final Drive Motor | 11. Angle Support |
| 3. Elevator | 12. Pipe Shoe (Gripper) |
| 4. Main Chain Drive Guards | 13. Pipe Clamp Band |
| 5. Drawbar | 14. Frame Extension (Option) |
| 6. Pipe Clamp Cylinder | 15. Thrust Ring |
| 7. Center Section | 16. Main Chain |
| 8. Spacer Sections | 17. Case Drain Thermal Relief Tank |
| 9. Frame Ends | 18. Winch |

WIRELESS REMOTE PENDANT



- | | |
|--|-------------------------------------|
| 1. Light Switch | 8. Winch Control |
| 2. Power Pack Main Hyd. Pump Switch | 9. Auxiliary Cylinder Control |
| 3. Brake Control Switch | 10. Elevator Control |
| 4. Machine Information LCD Display | 11. Elevator Three Position Control |
| 5. Emergency Stop (E-Stop) Button | 12. Drawbar Control |
| 6. Controller Start / Control Orientation Switch | 13. Drawbar Three Position Control |
| 7. Pipe Clamp Control | 14. Speed Control Switch |

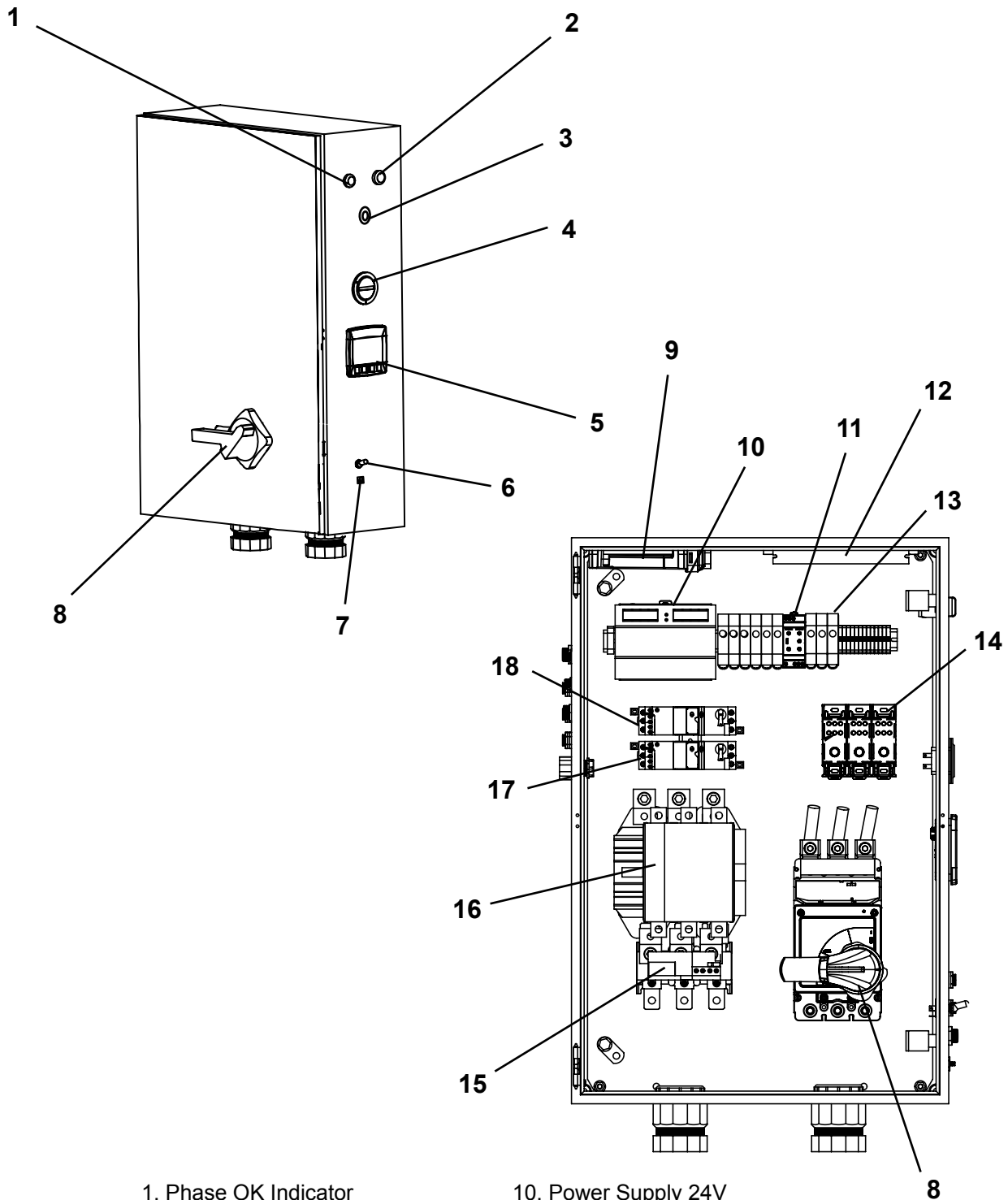
SLIPLINING POWER PACK - ELECTRIC



- | | |
|--|---|
| 1. Cooling Circuit Return Filter | 12. Cooling Motor 5 HP |
| 2. Oil Cooler | 13. Hydraulic Pressure Gauge Panel |
| 3. Cooling Fan | 14. Load Sense/5 Section Pump |
| 4. Container | 15. Load Sense Hyd. Hose Reel |
| 5. Power Pack Control Panel | 16. Drive Pump 2 Hyd. Hose Reel (B Port) |
| 6. Hydraulic Reservoir 100 Gal.
Oil Temperature Gauge | 17. High Speed Shift/Brake Supply Hose Reel |
| 7. Electric Motor 200 HP | 18. Drive Pump 2 Hyd. Hose Reel (A Port) |
| 8. Drive Pump 1 Hyd. Hose Reel (B Port) | 19. High Speed Shift Brake Return Hose Reel |
| 9. Drive Charge Pumps | 20. Motor Case Drain Hyd. Hose Reel |
| 10. Cooling Pump | 21. 5 Section Valve* Return Hyd. Hose Reel |
| 11. Drive Pump 1 Hyd. Hose Reel (A Port) | 22. 5 Section Valve* Supply Hyd. Hose Reel |

* 5 section valve functions - Pipe Clamp, Elevators, Winch and Auxiliary Hydraulics

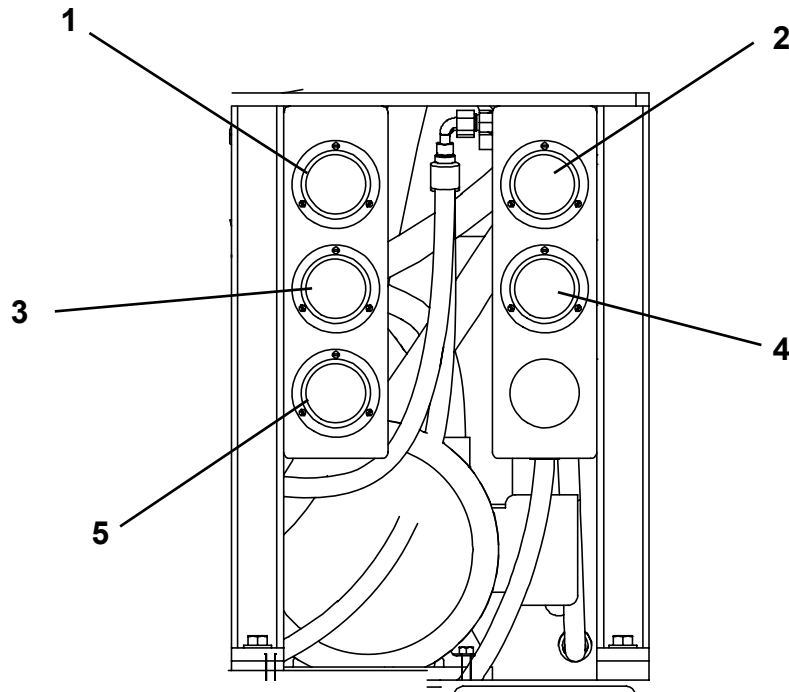
POWER PACK CONTROL PANEL - ELECTRIC



1. Phase OK Indicator
2. Phase Error Indicator
3. Emergency Stop Button
4. Hourmeter
5. Diagnostic Display/Data Logger
6. Transfer Pump Switch
7. CANbus Port
8. Main Power Disconnect Switch
9. Controller

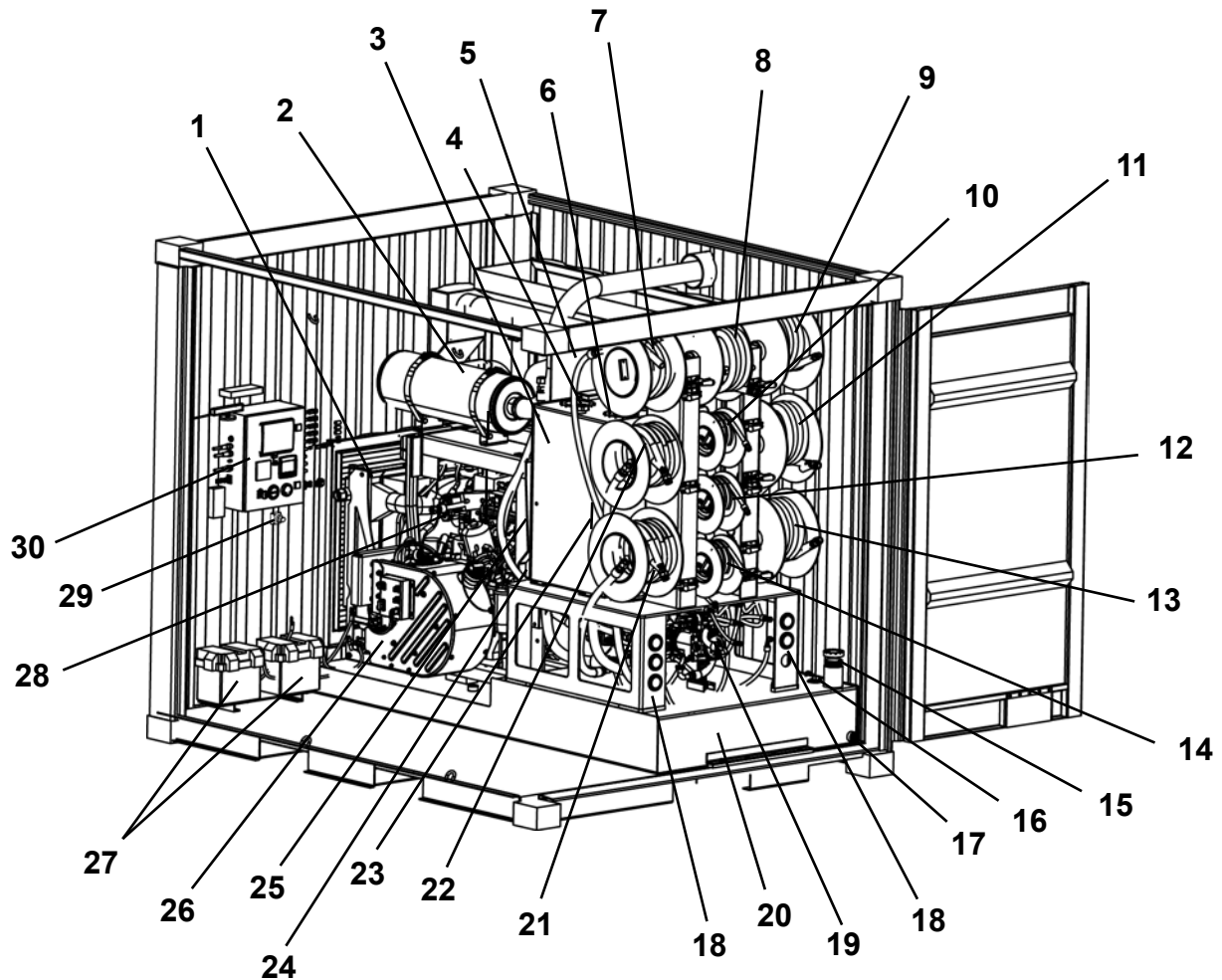
10. Power Supply 24V
11. Phase Monitor
12. 12V DC Converter (for Oil Transfer Pump)
13. Fuses
14. Power Distribution Block
15. Overload Relay
16. Contactor 200 HP
17. Motor Starter
18. Motor Starter

POWER PACK PRESSURE GAUGE PANEL - ELECTRIC



1. Drive Pump 1 (Port B) Pressure
2. Drive Pump 2 (Port A) Pressure
3. Drive Pump 1 (Port A) Pressure
4. Drive Pump 2 (Port B) Pressure
5. Load Sense Pressure

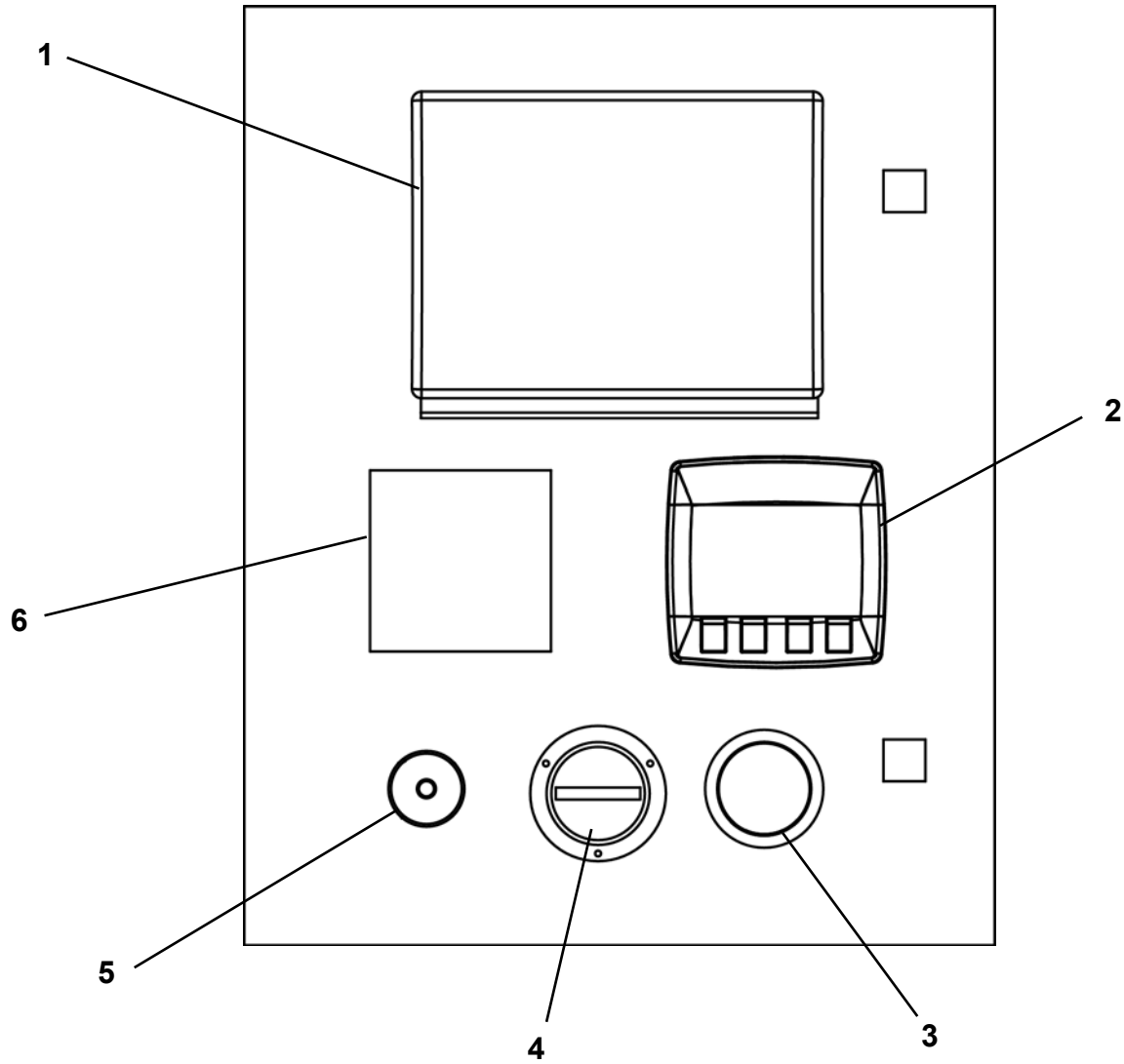
SLIPLINING POWER PACK - DIESEL



- | | |
|---|--|
| 1. Cooling Fan / Oil Cooler | 16. Fuel Tank Level Sensor |
| 2. Exhaust System | 17. Fuel Tank Plug |
| 3. Hydraulic Reservoir 100 Gal. | 18. Pressure Gauge Panel |
| 4. Reservoir Vent | 19. Load Sense/5 Section Pump |
| 5. Air Cleaner | 20. Fuel Tank 200 Gal. (757 L) |
| 6. Hydraulic Return Filters (2) | 21. Drive Pump 2 Hyd. Hose Reel (B Port) |
| 7. Motor Case Drain Hyd. Hose Reel | 22. Drive Pump 2 Hyd. Hose Reel (A Port) |
| 8. 5 Section Valve* Return Hyd. Hose Reel | 23. Oil Level / Temperature Gauge |
| 9. 5 Section Valve* Supply Hyd. Hose Reel | 24. Oil Transfer (Fill) Pump |
| 10. High Speed Shift/Brake Return Hose Reel | 25. Drive Charge Pumps |
| 11. Drive Pump 1 Hyd. Hose Reel (B Port) | 26. AdBlue®/DEF Tank |
| 12. High Speed Shift/Brake Supply Hose Reel | 27. Batteries 12 Volt |
| 13. Drive Pump 1 Hyd. Hose Reel (A Port) | 28. Diesel Engine 215 HP |
| 14. Load Sense Hyd. Hose Reel | 29. Battery Disconnect Switch |
| 15. Fuel Tank Cap | 30. Control Panel |

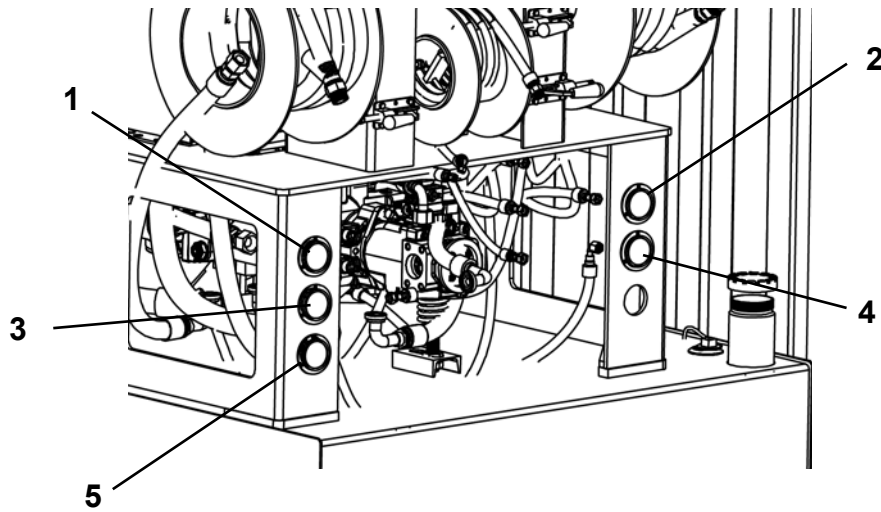
* 5 section valve functions - Pipe Clamp, Elevators, Winch and Auxiliary Hydraulics

POWER PACK CONTROL PANEL - DIESEL



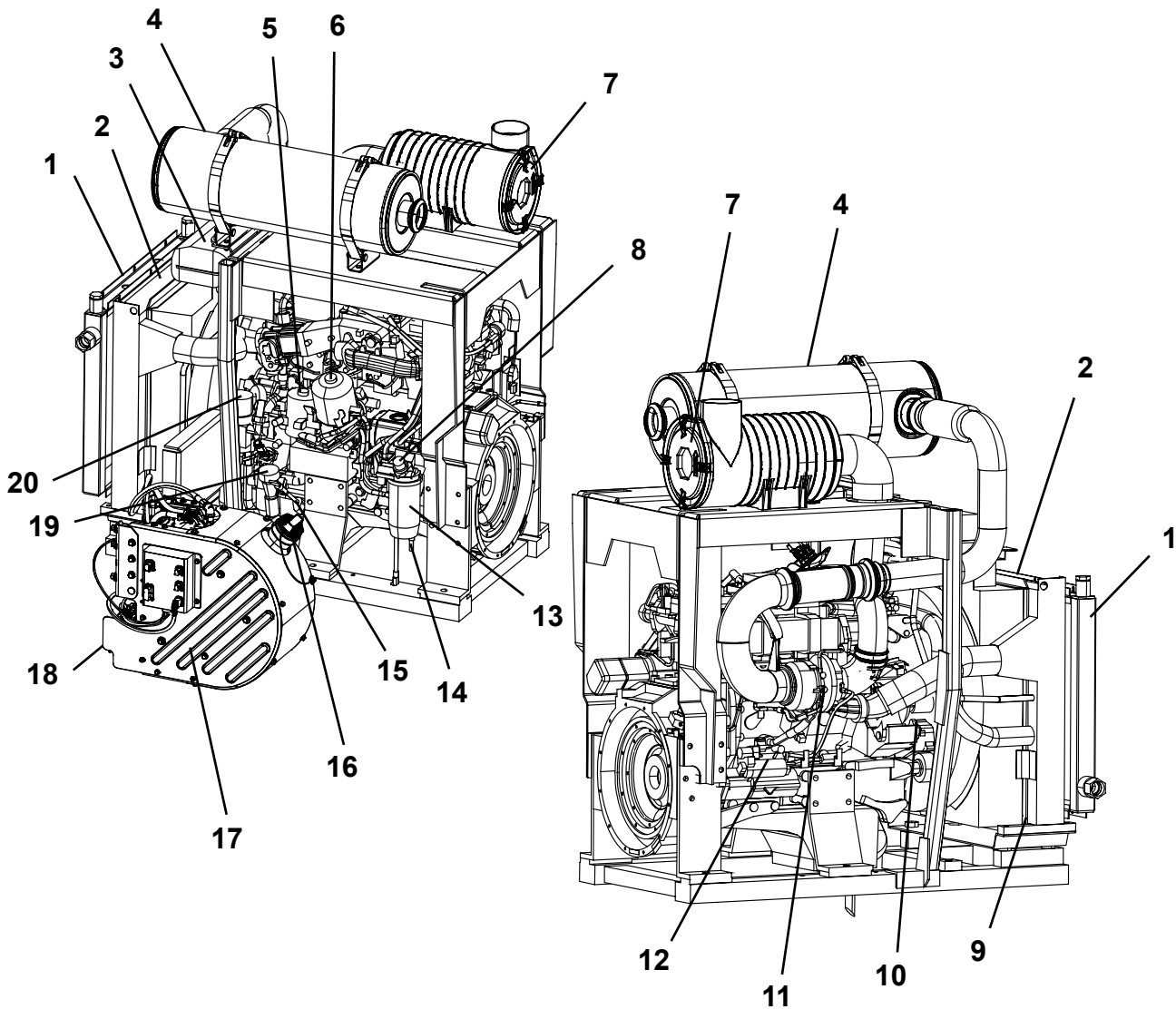
- 1. Engine Display Control Unit
- 2. Diagnostic Display
- 3. Fuel Tank Level Gauge
- 4. Hourmeter
- 5. Emergency Stop Button
- 6. Tonnage Log Display

POWER PACK PRESSURE GAUGE PANEL - DIESEL



1. Drive Pump 1 (Port A) Pressure
2. Drive Pump 2 (Port B) Pressure
3. Drive Pump 1 (Port B) Pressure
4. Drive Pump 2 (Port A) Pressure
5. Load Sense Pressure

ENGINE - DIESEL



1. Oil Cooler
2. Radiator
3. Coolant Reservoir
4. Exhaust System
5. Primary Fuel Filter
6. Primary Oil Filter
7. Air Cleaner
8. Fuel Hand Pump
9. Radiator Drain Valve
10. Drive Belt/Tensioner

11. Turbocharger
12. Starter
13. Pre-Fuel Filter/Water Separator
14. Water Separator Drain Valve
15. Engine Oil Dipstick
16. DEF Fill
17. AdBlue®/DEF Tank
18. SCR Pump Filter
19. Engine Oil Fill Cap
20. Oil Bypass Filter

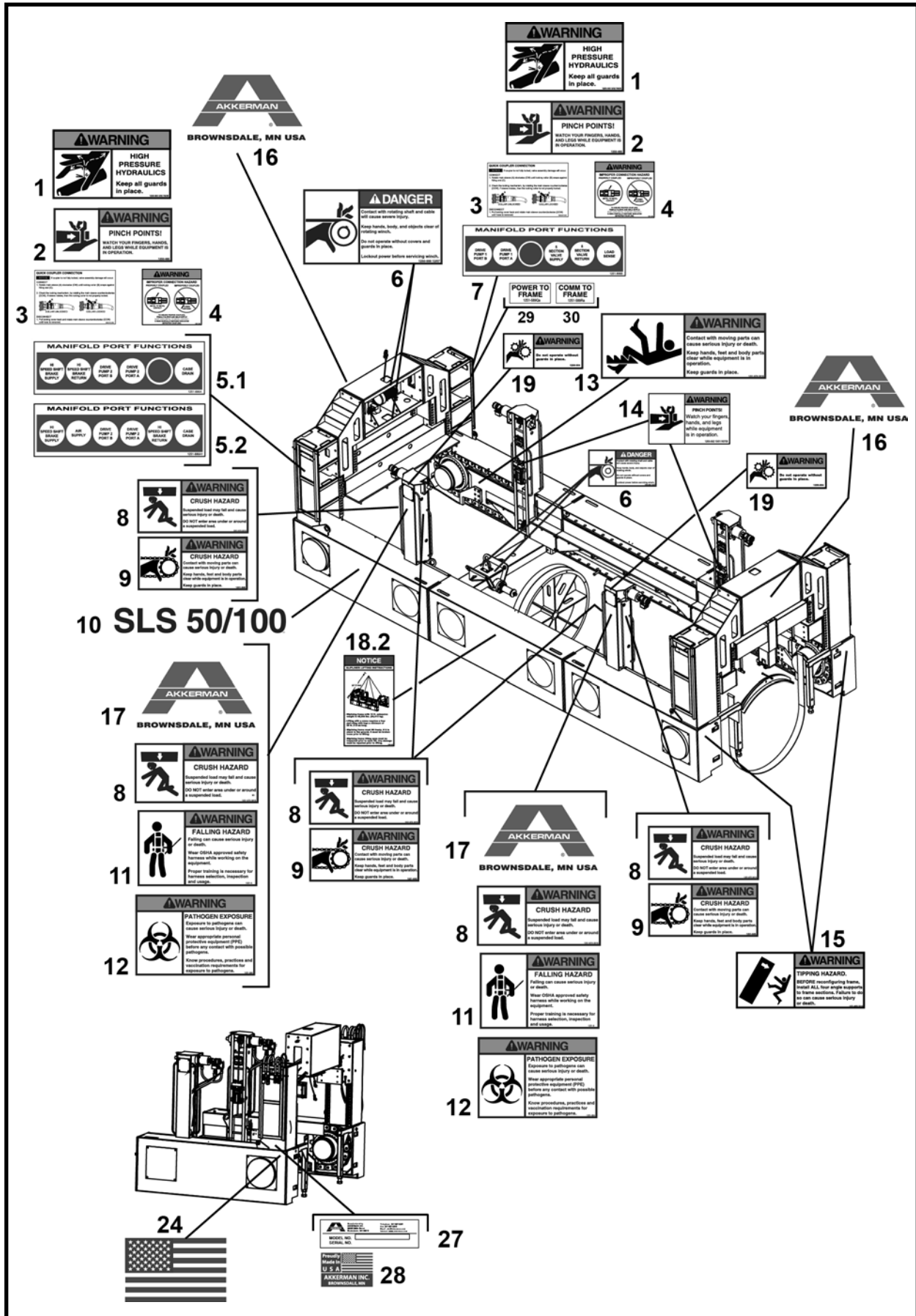


Decals

Sliplining Frame	
SLS 50/100 Frame, F40700F Decals	2
Sliplining Power Pack	
SLS Electric, F40710F Decals	6
SLSD Diesel, F40788F Decals	8

SLIPLINING FRAME DECALS

SLS 50/100



SLIPLINING FRAME DECALS

SLS 50/100

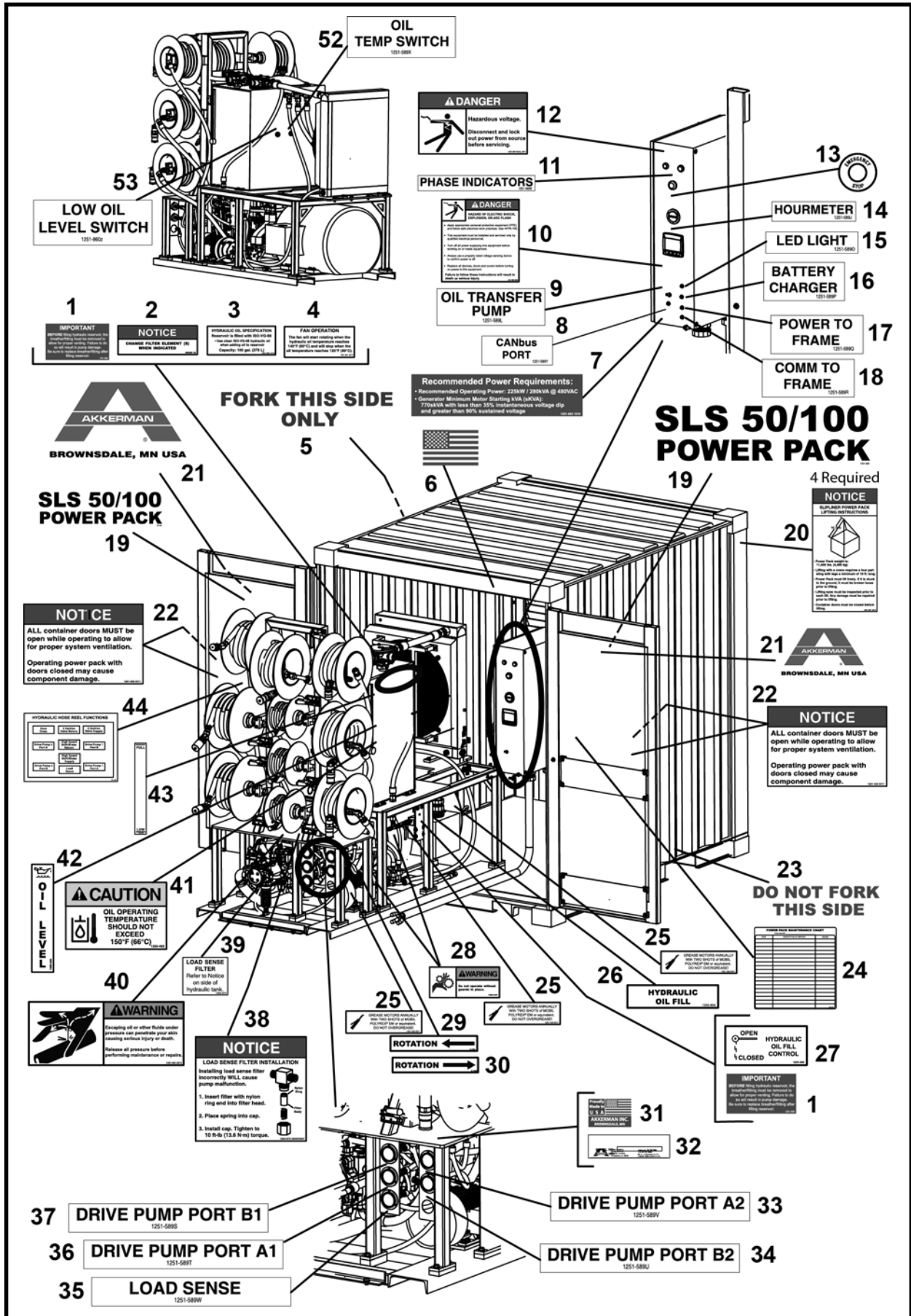
ITEM	QTY	PART NO.	DESCRIPTION
1	1	1250-003	DECAL, Warning High Press Hyd.
2	6	1250-480	DECAL, Warning Pinch Points
3	2	1250-574	DECAL, Quick Coupler Connection
4	2	1251-546	DECAL, Warning Improper Connect.
5.1	1	1251-896A	DECAL, Manifold Port Functions (Without Air Supply)
5.2	1	1251-896A1	DECAL, Manifold Port Functions (With Air Supply)
6	6	1250-999	DECAL, Danger Rotating Shaft
7	1	1251-896B	DECAL, Manifold Port Functions
8	12	1251-875	DECAL, Warning, Crush Hazard
9	8	1251-848	DECAL, Warning, Crush Hazard
10	2	1251-877	DECAL, SLS 50/100 Model
11	4	1251-893	DECAL, Warning, Fall Hazard
12	4	1251-894	DECAL, Warning, Pathogen Exposure
13	12	1251-876	DECAL, Warning Contact With Moving Parts
14	4	1250-562	DECAL, Warning, Pinch Points
15	8	1251-883	DECAL, Warning, Tipping Hazard
16	4	1251-272	DECAL, Akkerman Logo - Jumbo
17	4	1251-246	DECAL, Akkerman Logo - Large
18.1	4	1251-892	DECAL, Notice, Lifting Instructions Without 10' Extension
18.2	4	1251-947	DECAL, Notice, Lifting Instructions With 10' Extension
19	28	1250-004	DECAL, Warning, Keep Guards In Place
20	1	1251-589Z	DECAL, Brake
21	1	1251-589AA	DECAL, Shift
22	1	1251-899A	DECAL, Drive Chain Tension Adjustment Tool (Black Lettering)
23	1	1251-899B	DECAL, Drive Chain Tension Adjustment Tool (White Lettering)
24	2	1250-559	DECAL, USA FLag - Medium
25	8	1251-883	DECAL, Warning, Tipping Hazard - 2 Each On Angle Supports
26	4	1250-480	DECAL, Warning, Pinch Points - All four sides of pipe clamp column
27	-	-	PLATE, Serial Number
28	1	1250-544	DECAL, Made In USA
29	1	1251-589Qa	DECAL, Power To Frame
30	1	1251-589Ra	DECAL, Comm To Frame
31	1	1252-055	DECAL, Important Case Drain

Decals

NOTES

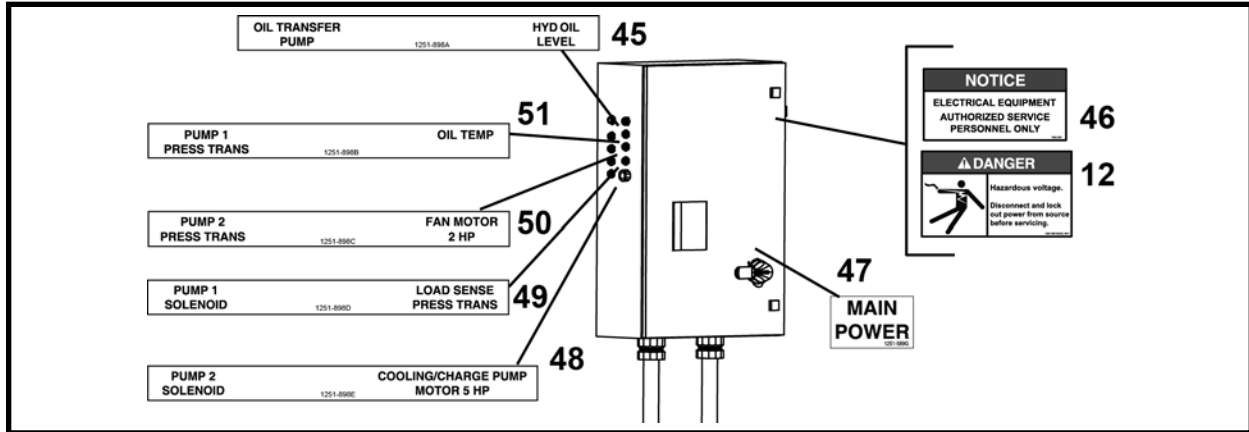
SLIPLINING POWER PACK DECALS

SLS 50/100 POWER PACK - Electric



SLIPLINING POWER PACK DECALS

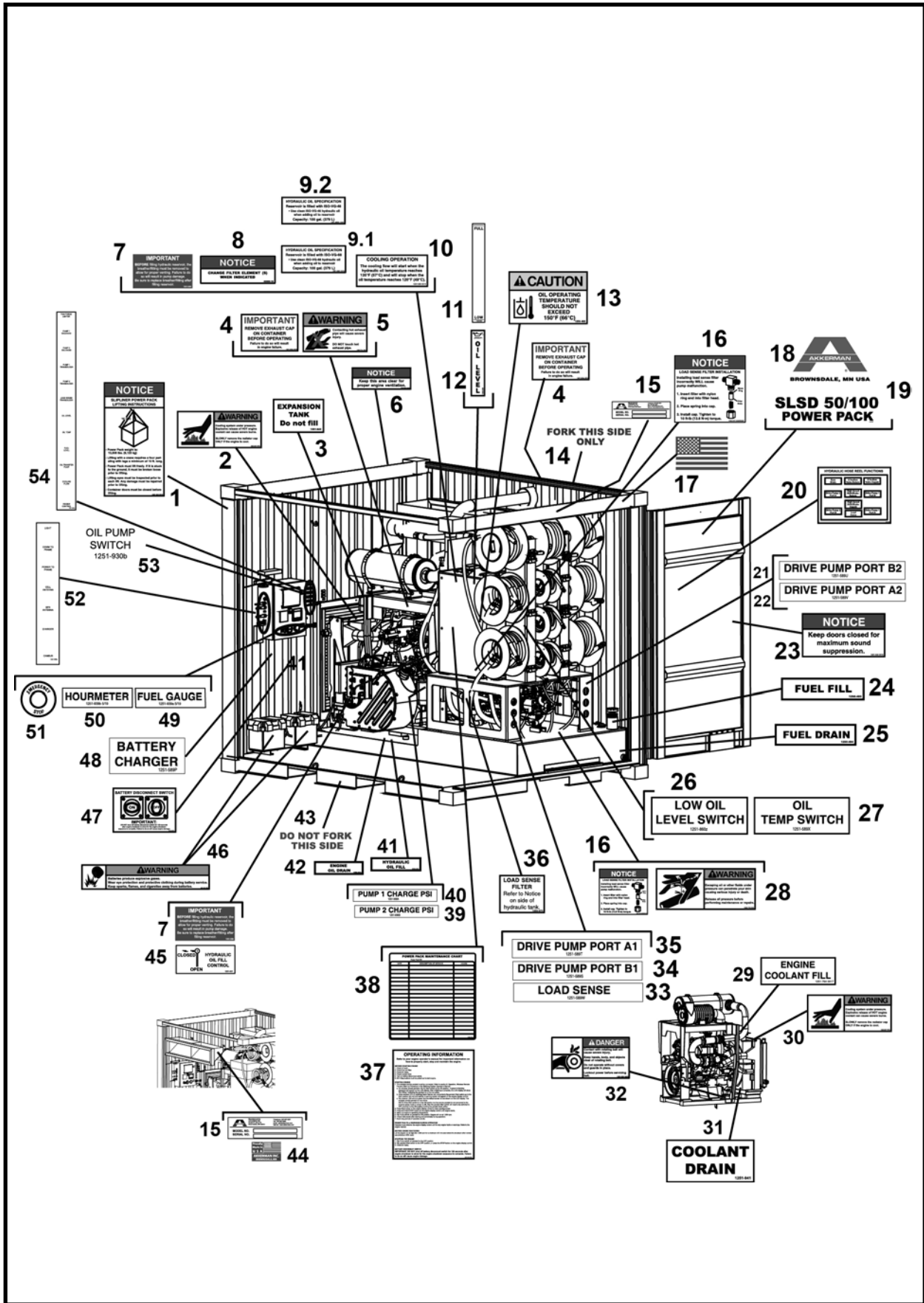
SLS 50/100 POWER PACK - Electric



ITEM	QTY	PART NO.	DESCRIPTION
1	2	1251-598	DECAL, Important, Filling Hyd Reservoir
2	1	40000-16	DECAL, Notice, Change Filter
3	1	1251-695	DECAL, Hydraulic Oil Specification
4	1	1251-591	DECAL, Fan Operation
5	1	1250-931	DECAL, Fork This Side Only
6	1	1250-559	DECAL, USA Flag
7	1	1251-693	DECAL, Recommended Power Req.
8	1	1251-589Y	DECAL, CANbus Port
9	1	1251-589L	DECAL, Oil Transfer Pump
10	1	1251-865	DECAL, Danger, Arc Flash
11	1	1251-589E	DECAL, Phase Indicators
12	2	1250-385	DECAL, Danger, Hazardous Voltage
13	1	P0310-474F	DECAL, Emergency Stop
14	1	1251-589J	DECAL, Hourmeter
15	1	1251-589O	DECAL, LED Light
16	1	1251-589P	DECAL, Battery Charger
17	1	1251-589Q	DECAL, Power To Frame
18	1	1251-589R	DECAL, Comm To Frame
19	2	1251-880	DECAL, SLS 50/100 Power Pack
20	4	1251-891	DECAL, Notice, Power Pack Lifting Instructions
21	2	1251-245	DECAL, Akkerman Logo - X-Large
22	4	1251-338	DECAL, Notice, Keep All Doors Open
23	1	1251-196	DECAL, Do Not Fork This Side
24	1	1250-724	DECAL, Maintenance Chart
25	3	1251-349	DECAL, Grease Motors Annually
26	1	1250-854	DECAL, Hydraulic Oil Fill
27	1	1251-696	DECAL, Hydraulic Oil Fill Control
28	2	1250-004	DECAL, Warning, Keep Guards In Place
29	1	3-700L	DECAL, Rotation - Left
30	1	3-700R	DECAL, Rotation - Right
31	1	1250-544	DECAL, Made In USA
32	-	-	PLATE, Serial Number
33	1	1251-589V	DECAL, Drive Pump Port A2
34	1	1251-589U	DECAL, Drive Pump Port B2
35	1	1251-589W	DECAL, Load Sense
36	1	1251-589T	DECAL, Drive Pump Port A1
37	1	1251-589S	DECAL, Drive Pump Port B1
38	1	1250-872	DECAL, Notice, Load Sense Filter Installation
39	1	1250-873	DECAL, Load Sense Filter
40	1	1251-593	DECAL, Warning, Contact With Pressurized Hyd.
41	1	1250-483	DECAL, Caution, Oil Temperature
42	1	1250-649	DECAL, Oil Level
43	1	1250-932	DECAL, Full - Low Oil Level
44	1	1251-895	DECAL, Hydraulic Hose Reel Functions
45	1	1251-898A	DECAL, Oil Transfer Pump - Hyd Oil Temp
46	1	1250-383	DECAL, Notice, Electrical Equipment
47	1	1251-589G	DECAL, Main Power
48	1	1251-898E	DECAL, Pump 2 Solenoid - Cooling/Charge Pump
49	1	1251-898D	DECAL, Pump 1 Solenoid - Load Sense PSI Trans.
50	1	1251-898C	DECAL, Pump 2 PSI Trans. - Fan Motor 2 HP
51	1	1251-898B	DECAL, Pump 1 PSI Trans. - Oil Temp
52	1	1251-589X	DECAL, Oil Temp Switch
53	1	1251-860z	DECAL, Low Oil Level Switch

SLIPLINING POWER PACK DECALS

SLSD 50/100 POWER PACK - Diesel



SLIPLINING POWER PACK DECALS
SLSD 50/100 POWER PACK - Diesel

ITEM	QTY	PART NO.	DESCRIPTION
1	4	1251-943	DECAL, Notice, Lifting Instructions
2	2	1250-697	DECAL, Warning, Cooling System Under Pressure
3	1	1251-942	DECAL, Expansion Tank Do Not Fill
4	2	1251-946a	DECAL, Important Remove Exhaust Cap
5	1	1250-777a	DECAL, Warning Contacting Hot Exhaust
6	2	1251-664	DECAL, Keep Area Clean For Ventilation
7	2	1251-598	DECAL, Important, Filling Hyd Reservoir
8	1	40000-16	DECAL, Notice, Change Filter
9.1	1	1251-695a	DECAL, Hydraulic Oil Specification ISO-VG-68
9.2	1	1251-695b	DECAL, Hydraulic Oil Specification ISO-VG-46
10	1	1251-935	DECAL, Cooling Operation
11	1	1250-932	DECAL, Full - Low Oil Level
12	1	1250-649	DECAL, Oil Level
13	1	1250-483	DECAL, Caution, Oil Temperature
14	1	1250-931	DECAL, Fork This Side Only
15	2	-	PLATE, Serial Number
16	1	1250-872	DECAL, Notice, Load Sense Filter Installation
17	1	1250-559	DECAL, USA Flag
18	2	1251-245	DECAL, Akkerman Logo - X-Large
19	2	1251-934	DECAL, SLSD 50/100 Power Pack
20	1	1251-895	DECAL, Hydraulic Hose Reel Functions
21	1	1251-589U	DECAL, Drive Pump Port B2
22	1	1251-589V	DECAL, Drive Pump Port A2
23	1	1251-940	DECAL, Notice, Keep Doors Closed
24	1	1250-493	DECAL, Fuel Fill
25	1	1250-494	DECAL, Fuel Drain
26	1	1251-860z	DECAL, Low Oil Level Switch
27	1	1251-589X	DECAL, Oil Temp Switch
28	1	1250-718	DECAL, Warning, Escaping Oil Fluid
29	1	1251-764	DECAL, Engine Coolant Fill
30	1	1251-697	DECAL, Warning, Cooling System Under Pressure
31	1	1251-941	DECAL, Coolant Drain
32	1	1251-236	DECAL, Danger Contact With Rotating Belt
33	1	1251-589W	DECAL, Load Sense
34	1	1251-589S	DECAL, Drive Pump Port B1
35	1	1251-589T	DECAL, Drive Pump Port A1
36	1	1250-873	DECAL, Load Sense Filter
37	1	1251-944	DECAL, Operating Information
38	1	1250-724	DECAL, Maintenance Chart
39	1	1251-938B	DECAL, Pump 2 Charge PSI
40	1	1251-938A	DECAL, Pump 1 Charge PSI
41	1	1250-854	DECAL, Hydraulic Oil Fill
42	1	1250-498	DECAL, Engine Oil Fill
43	1	1251-196	DECAL, Do Not Fork This Side
44	1	1250-544	DECAL, Made In USA
45	1	1251-937	DECAL, Hydraulic Oil Fill Control
46	2	1251-016	DECAL, Warning, Batteries Produce Explosive Gases
47	1	1251-945	DECAL, Battery Disconnect Switch
48	1	1251-589P	DECAL, Battery Charger
49	1	1251-939a	DECAL, Fuel Gauge
50	1	1251-939b	DECAL, Hourmeter
51	1	P0310-474F	DECAL, Emergency Stop
52	1	1251-930c	DECAL, Electrical Box Connections
53	1	1251-930b	DECAL, Oil Pump Switch
54	1	1251-930a	DECAL, Electrical Box Connections

Decals

NOTES



Structurals

Sliplining Frame

Base Frame (8 FT) Assembly, F40700F	2
Drawbar Channel Assembly, 040009A00	4
Winch & Lead Block Assembly, 040020A00	5
Elevator Assembly, 040714A00	6
Quad Drive Assembly, 040711A00	8
Chain Tensioner Assembly, 040019A00	10
Pipe Clamp Assembly, 040708A00	11
Frame Extension Assembly - 10 FT, 040718A00	12
Frame Width Components	14
Pipe Specific Components	16
Mandrel Assembly, 040740A00	18
Pipe Shield (54" Hobas) Assembly, 040767A00	19

Sliplining Power Packs

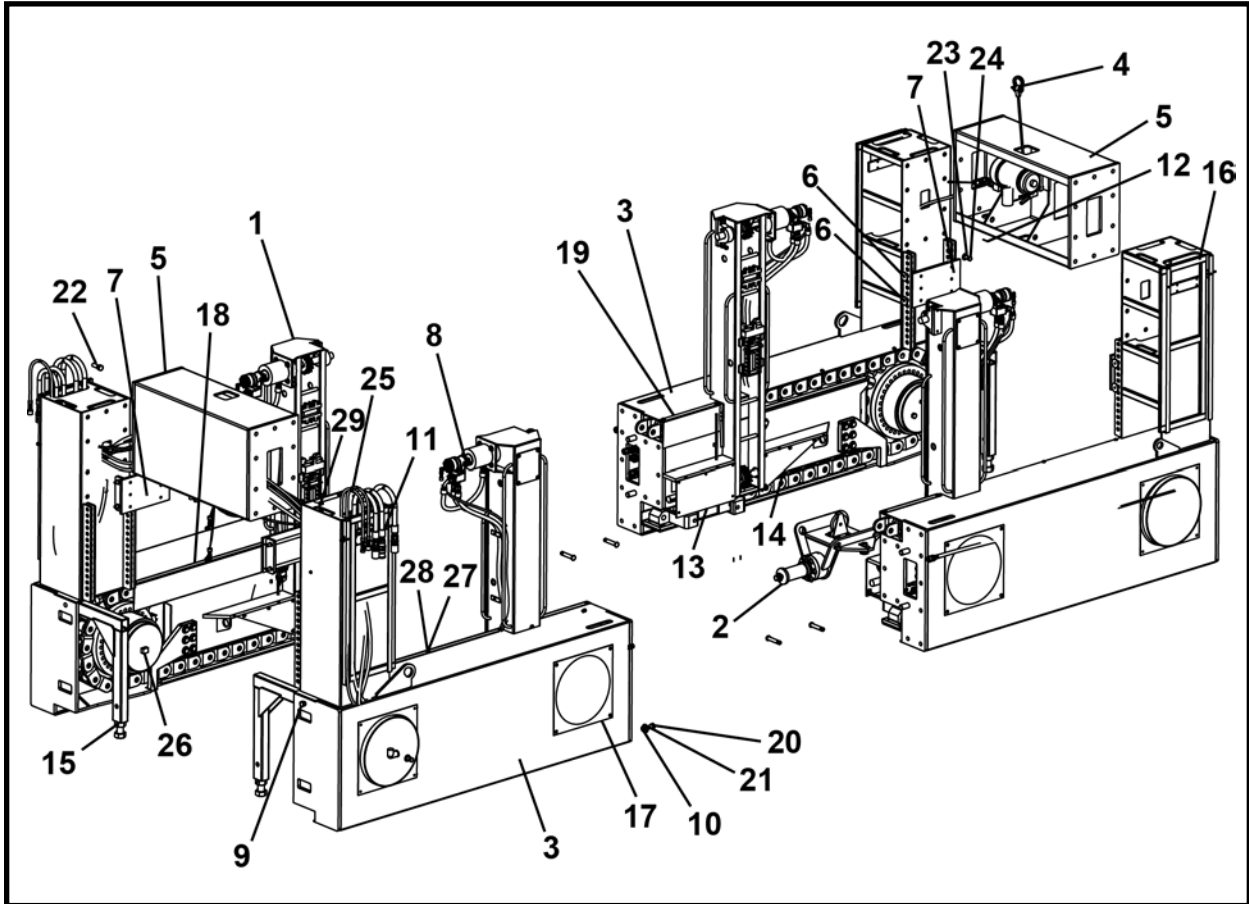
Electric

SLS Power Pack, F40710F	20
Container Assembly, 040735A00	21
Power Pack Base Assembly, 040729A00	22
Pump Support Assembly, A42525A	24
Motor/Pump Mount Assembly, 040728A00	26
Pump Assembly, 040841A00	27

Diesel

SLSD Power Pack, F40788F	28
Power Pack Base Assembly, 040795A00	30
Pump Support Assembly, A42525A	32
Diesel Engine, 215 HP, P0125-164	33
Pump Assembly, 040841A00	34

BASE FRAME ASSEMBLY - 8 FT WIDTH, F40700F
SLS 50/100 FRAME



ITEM	QTY	PART NO.	DESCRIPTION
0	1	F40700F	BASE FRAME - 8 Ft Width
1	2	040005A00	FRAME A ASSEMBLY
2*	1	040009A00	DRAWBAR ASSEMBLY
3	2	040006A00	FRAME B ASSEMBLY
4*	1	040020A00	WINCH & LEAD BLOCK ASSEMBLY
5	2	040012A00	CHANNEL, Cross Over
6	8	040078A00	PIN, Mounting 1
7	4	040081A00	PLATE, Pad Eye LH
8*	1	040714A00	ELEVATOR ASSEMBLY
9	4	P0001-16-024	BOLT, Hex 1 UNC x 6
10	68	P0003-16-000	NUT, Hex 1 UNC
11	8	P0090-009	PIN, Snap 3/8 x 4
12	8	P0090-003	CLIP, Hitch Pin 5/32
13	4	040444P00	GUARD, Bearing
14	4	040443P00	GUARD, Bearing
15	4	040013A00	JACK STAND (Includes items 16a - 16b)
15a	1	006911A00	BOLT, Skid
15b	1	P0063-001	FITTING, Straight Grease 1/4
16	4	040014A00	LADDER
17	8	040322P00	COVER, Base Frame
18	4	040446P00	GUARD, Top End Cover
19	4	040447P00	GUARD, Top End Cover
20	24	P0001-16-014	BOLT, Hex 1 UNC x 3.5
21	104	P0040-016	WASHER, Hardened Flat 1

(Continued on next page)

BASE FRAME ASSEMBLY, F40700F
SLS 50/100 FRAME

ITEM	QTY	PART NO.	DESCRIPTION
22	40	P0001-16-012	BOLT, Hex 1 UNC x 3
23	24	P0001-12-008	BOLT, Hex 3/4 UNC x 2
24	24	P0040-012	WASHER, Hardened Flat 3/4
25***	1	040715A00	HYDRAULICS ASSEMBLY
26*	1	040711A00	QUAD DRIVE, 100 Ton Output
27	20	P0040-006	WASHER, Hardened Flat 3/8
28	20	P0001-06-003	BOLT, Hex 3/8 UNC x .75
29**	1	040716A00	ELECTRICAL ASSEMBLY
30	1680 LI	P0122-008	TAPE, Anti-Slip
31	1	1255-005	KIT, Decal SLS 50/100

LI - Linear Inch

* Refer to this section for parts information.

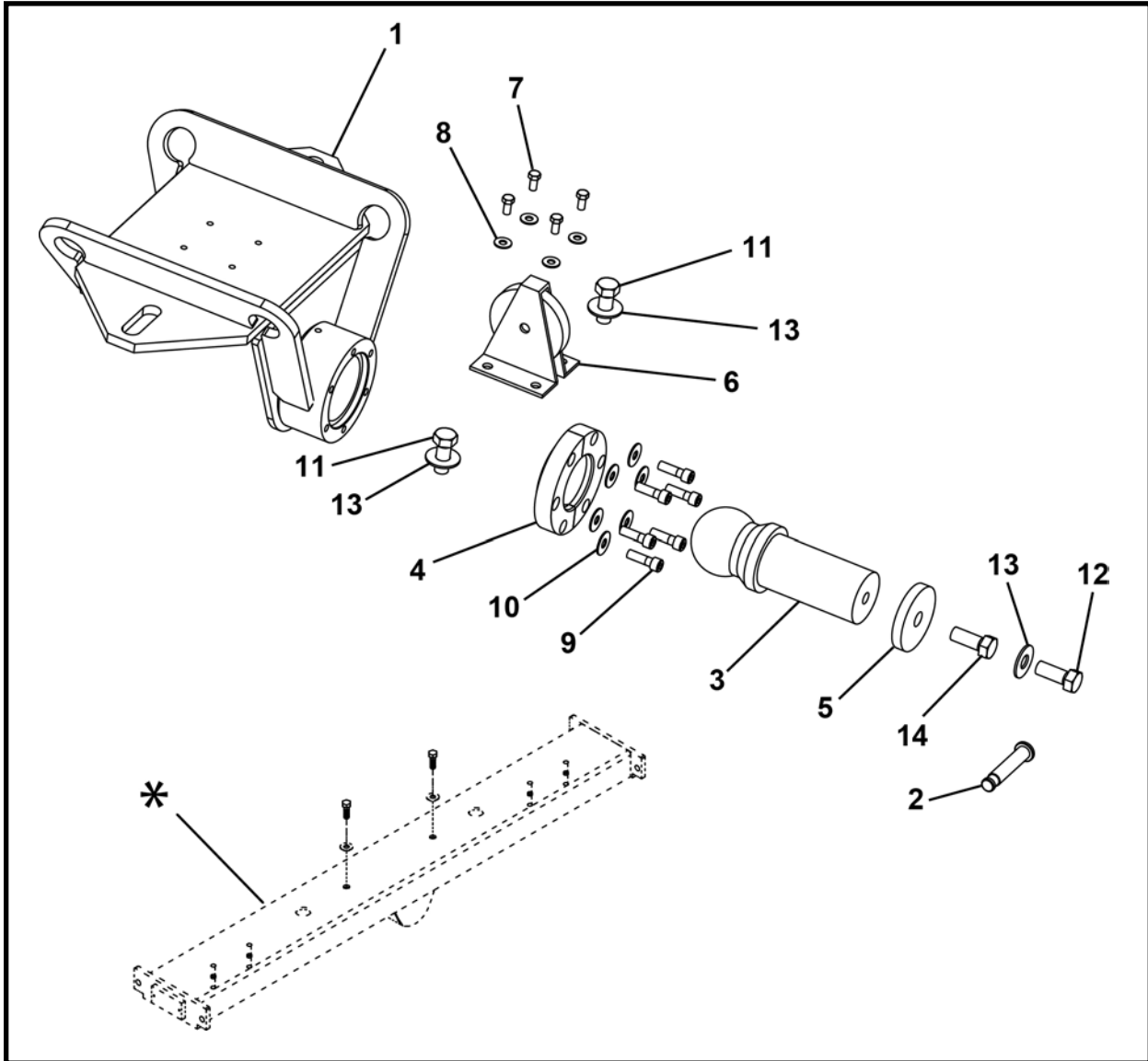
** Refer to Section 5, Electrical for parts information.

*** Refer to Section 6, Hydraulics for parts information.

NOTE:

1. Refer to Frame Width Components in this section for:
drawbar, crosswalk, upper spacer, lower spacer and rotating spacer assembly parts information.
2. Refer to Pipe Clamp Assembly in this section for pipe clamp parts information.

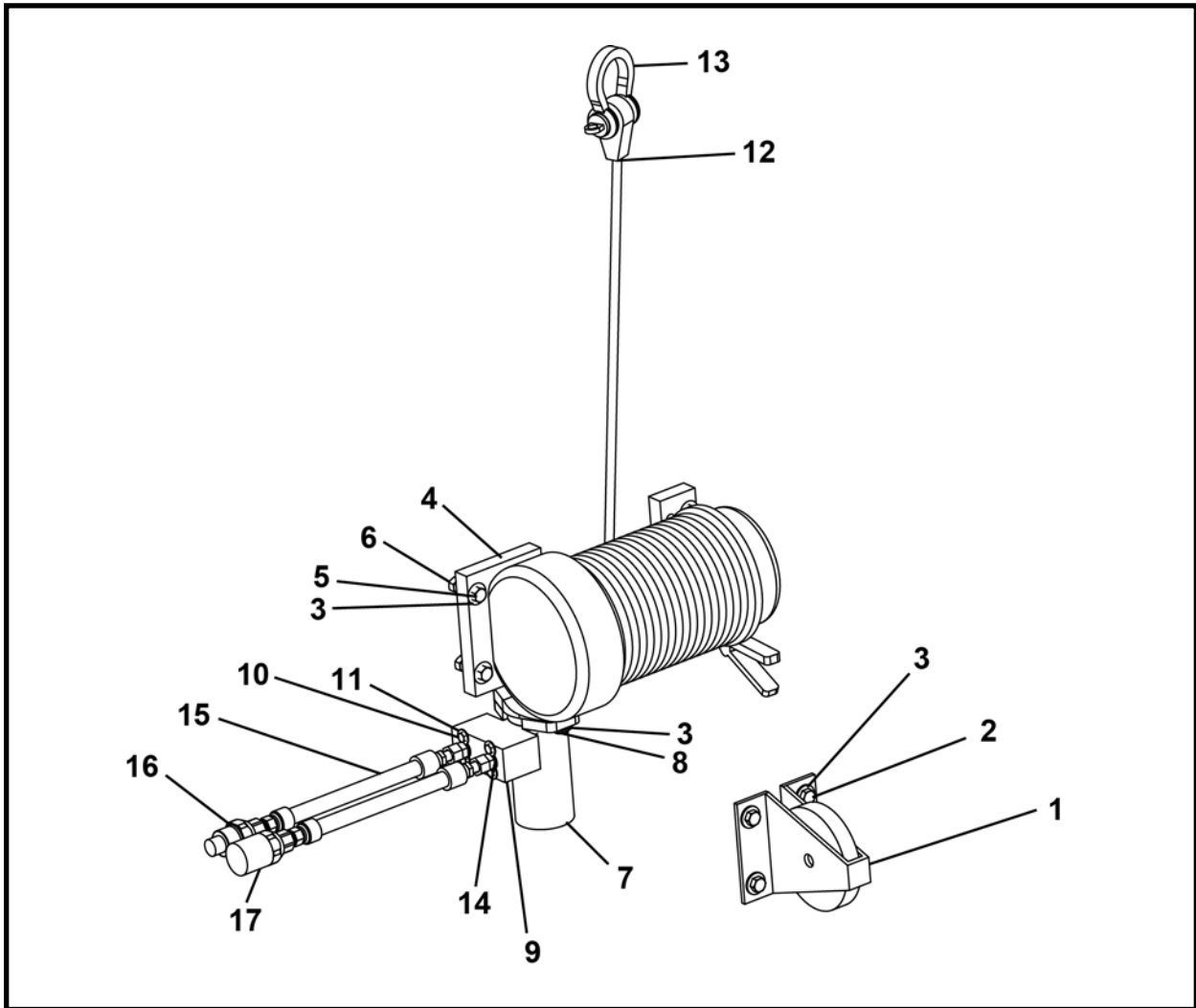
DRAWBAR CHANNEL ASSEMBLY, 040009A00
SLS 50/100 FRAME



ITEM	QTY	PART NO.	DESCRIPTION
0	1	040009A00	DRAWBAR CHANNEL ASSEMBLY
1	1	040017A00	FRAME, Thrust Ring Swivel
2	4	040323P00	PIN, Drawbar End Plate Mounting
3	1	040436P00	SHAFT, Connection
4	1	040437P00	PLATE, Retaining
5	1	040439P00	COLLAR, Retaining
6	1	040459P00	LEAD BLOCK
7	4	P0001-08-004	BOLT, Hex 1/2 UNC x 1
8	4	P0040-008	WASHER, Hardened Flat 1/2
9	6	P0031-10-008	SCREW, Socket Head Cap 5/8 UNC x 2
10	6	P0040-010	WASHER, Hardened Flat 5/8
11	2	P0001-16-012	BOLT, Hex 1 UNC x 3
12	1	P0001-16-018	BOLT, Hex 1 UNC x 4.5
13	3	P0040-016	WASHER, Hardened Flat 1
14	1	P0001-06-010	BOLT, Hex 3/8 UNC x 2.5

* Refer to Frame Width Components in this section for parts information on the specific sized drawbar weldment.

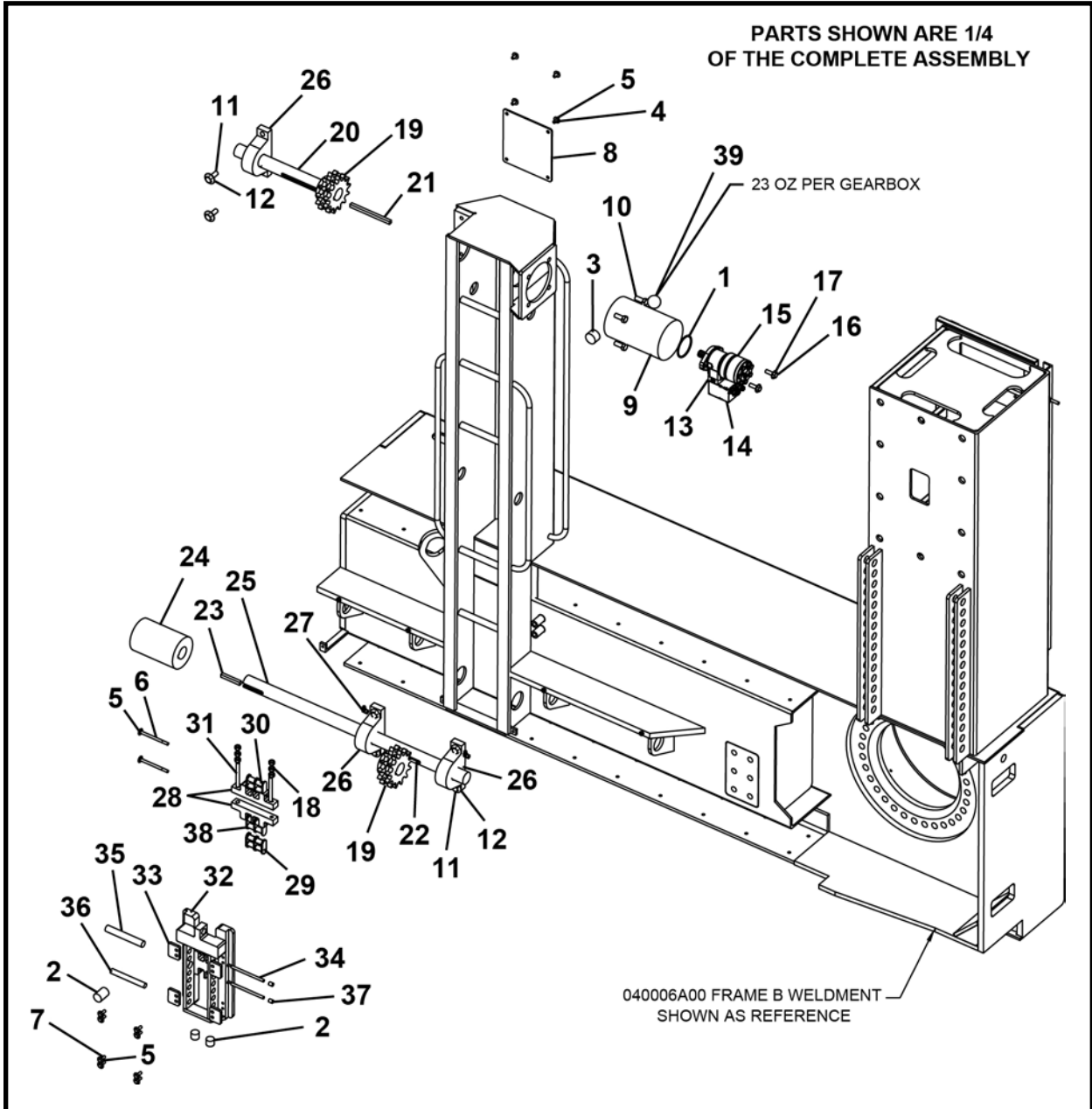
WINCH & LEAD BLOCK ASSEMBLY, 040020A00
SLS 50/100 FRAME



ITEM	QTY	PART NO.	DESCRIPTION
0	1	040020A00	WINCH & LEAD BLOCK ASSEMBLY
1	1	040459P00	LEAD BLOCK
2	4	P0001-08-004	BOLT, Hex 1/2 UNC x 1
3	12	P0040-008	WASHER, Hardened Flat 1/2
4	1	P0106-007	WINCH, Hydraulic
5	6	P0001-08-008	BOLT, Hex 1/2 UNC x 2
6	6	P0003-08-000	NUT, Hex 1/2 UNC
7*	1	P0304-144	MOTOR
8	2	P0001-08-005	SCREW, Cap 1/2 UNC x 1.25
9	1	P0304-153	RELIEF, Cross Over
10	4	P0001-05-014	BOLT, Hex 5/16 UNC x 3.5
11	4	P0040-005	WASHER, Hardened Flat 5/16
12	1	P0075-008	SWAGE
13	1	P0091-002	SHACKLE, Anchor With Screw Pin
14	2	P0300-305	FITTING, 08MFOR-08MB
15	2	A10424A-030	HOSE ASSEMBLY 1/2 x 30
16	1	P0100-111	NIPPLE, QD 1/2
17	1	P0100-112	COUPLER, QD 1/2

* Refer to section 8, Motors for parts information.

ELEVATOR ASSEMBLY, 040714A00
SLS 50/100 FRAME



ITEM	QTY	PART NO.	DESCRIPTION
0	1	040714A00	ELEVATOR ASSEMBLY
1	4	P0085-152	ORING
2	12	P0090-004	CLIP, Hitch Pin 3/16
3	4	P0033-06-008	SCREW, Socket Set 3/8 UNC x .5
4	16	P0001-06-003	BOLT, Hex 3/8 UNC x .75
5	56	P0040-006	WASHER, Hardened Flat 3/8
6	8	P0001-06-020	BOLT, Hex 3/8 UNC x 5
7	32	P0001-06-004	BOLT, Hex 3/8 UNC x 1
8	4	040364P00	COVER
9	4	P0097-020	PLANETARY, Gear
10	16	P0001-10-006	BOLT, Hex 5/8 UNC x 1.5
11	24	P0001-10-007	BOLT, Hex 5/8 UNC x 1.75
12	18	P0040-010	WASHER, Hardened Flat 5/8

(Continued on next page)

ELEVATOR ASSEMBLY, 040714A00
SLS 50/100 FRAME

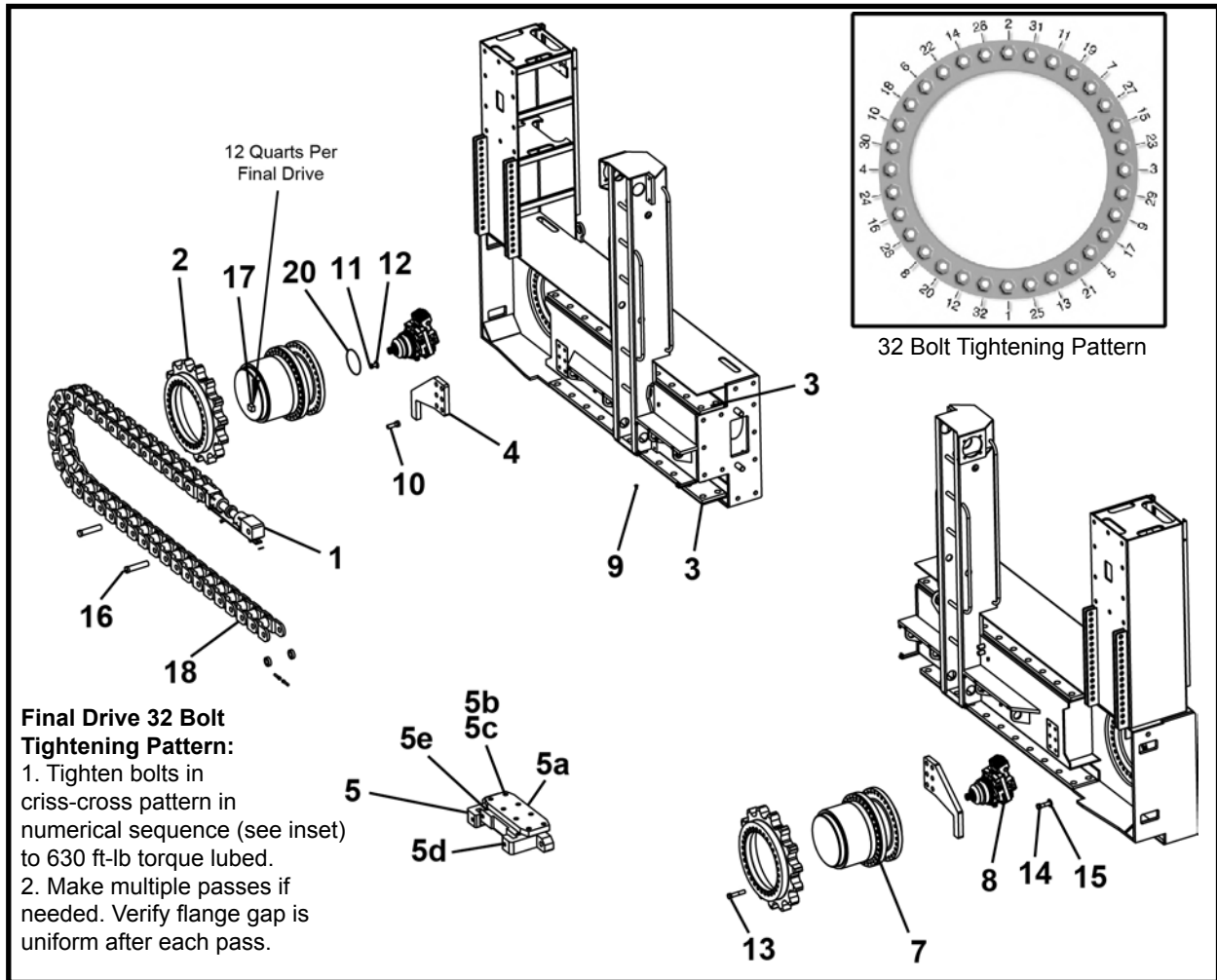
ITEM	QTY	PART NO.	DESCRIPTION
13	4	P0302-818	PLATE
14	4	P0302-817	MANIFOLD
15*	4	P0304-355	MOTOR
16	8	P0001-08-006	SCREW, Hex Cap 1/2 UNC x 1.5
17	8	P0040-008	WASHER, Hardened Flat 1/2
18	24	P0003-08-000	NUT, Hex 1/2 UNC
19	8	040368P00	SPROCKET
20	4	040365P00	DRIVE SHAFT/ELEVATOR LIFT
21	4	040709P00	KEY, 0.50x0.50 x 7.38
22	4	040712P00	KEY, 0.50x0.50 x 4.88
23	4	040713P00	KEY, 0.50x0.50 x 3.50
24	2	P0066-067	COUPLER
25	4	040366P00	SHAFT, Idler
26	12	P0065-150	PILLOW BLOCK (Includes item 26a)
26a	12	P0065-150A	SLEEVE
27	8	P0300-175	FITTING, 02MP-02FP90
28	8	040367P00	CHAIN TIGHTENER
29	4	P0078-027	LINK, Half
30	8	P0078-026	CHAIN
31	8 LI	P0023-500A	ROD, Threaded 1/2
32	4	040092A00	LIFT, Elevator
33	16	040354P00	RETAINERS, Lift Plate
34	8	040355P00	PIN, Chain Retainer
35	4	P0090-013	PIN, Hitch 1 x 6.75
36	4	P0090-015	PIN, Hitch 3/4 x 6.25
37	16	P0033-08-008	SCREW, Socket Set 1/2 INC x .5
38	8	P0078-030	CHAIN
39	2.88 QT	P0126-014	LUBE, Gear, Mobil 630

* Refer to section 8, Motors for parts information.

LI - Linear Inch

QT - Quart

QUAD DRIVE ASSEMBLY, 040711A00
SLS 50/100 FRAME



ITEM	QTY	PART NO.	DESCRIPTION
0	1	040711A00	QUAD DRIVE ASSEMBLY
1*	1	040019A00	CHAIN TENSIONER
2	4	P0072-018	SPROCKET
3	8	040310P00	BAR, Plastic
4	4	040405P00	PLATE
5	1	040846A	LINK, Drawbar RH
5a	1	040327P00	STRAP, Draw Bar
5b	8	P0031-08-005	SCREW, Socket Head Cap 1/2 UNC x 1.25
5c	8	P0040-008	WASHER, Hardened Flat 1/2
5d	2	040323P00	PIN, Drawbar Mounting
5e	2	P0031-08-004	SCREW, Socket Head Cap 1/2 UNC x 1
6	1	040847A	LINK, Drawbar LH (Not Shown)
6a	1	040327P00	STRAP, Draw Bar
6b	8	P0031-08-005	SCREW, Socket Head Cap 1/2 UNC x 1.25
6c	8	P0040-008	WASHER, Hardened Flat 1/2
6d	2	040323P00	PIN, Drawbar Mounting
6e	2	P0031-08-004	SCREW, Socket Head Cap 1/2 UNC x 1
7	4	P0097-044	FINAL DRIVE
8**	4	P0304-354	MOTOR
9	192	P0030-08-004	SCREW, Flat Head Cap 1/2 UNC x 1
10	24	P0001-16-012	BOLT, Hex 1 UNC x 3
11	8	PM20A-25-040	BOLT, Hex M20 x 2.5 x 40 10.9

(Continued on next page)

QUAD DRIVE ASSEMBLY, 040711A00
SLS 50/100 FRAME

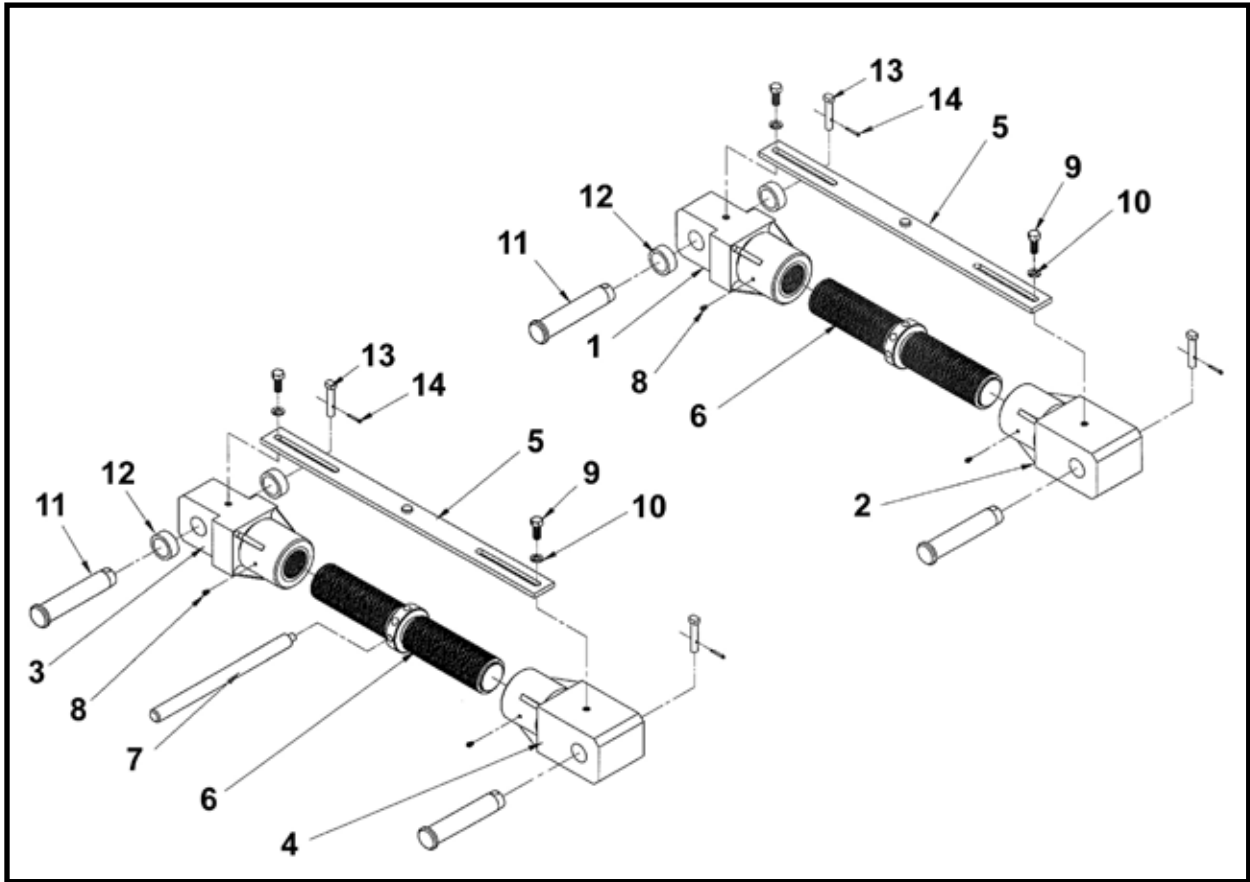
ITEM	QTY	PART NO.	DESCRIPTION
12	24	P0040-012	WASHER, Hardened Flat 3/4
13	128	PM24A-20-120	BOLT, Hex M24 X 2 X 120 10.9
14	128	PM24A-20-090	BOLT, Hex M24 x 20 x 90 10.9
15	128	PM24-044	WASHER, Zinc Flat M24 x 44MM OD
16	8	P0048-043	PIN, Cotter 3/16 x 1.5
17	48 QT	P0126-014	LUBE, Mobil 630 Gear
18	4	040719P00	KIT, Chain
19	4	040402P00	PIN, Chain
20	4	P0085-264	ORING

QT - Quart

* Refer to this section for parts information.

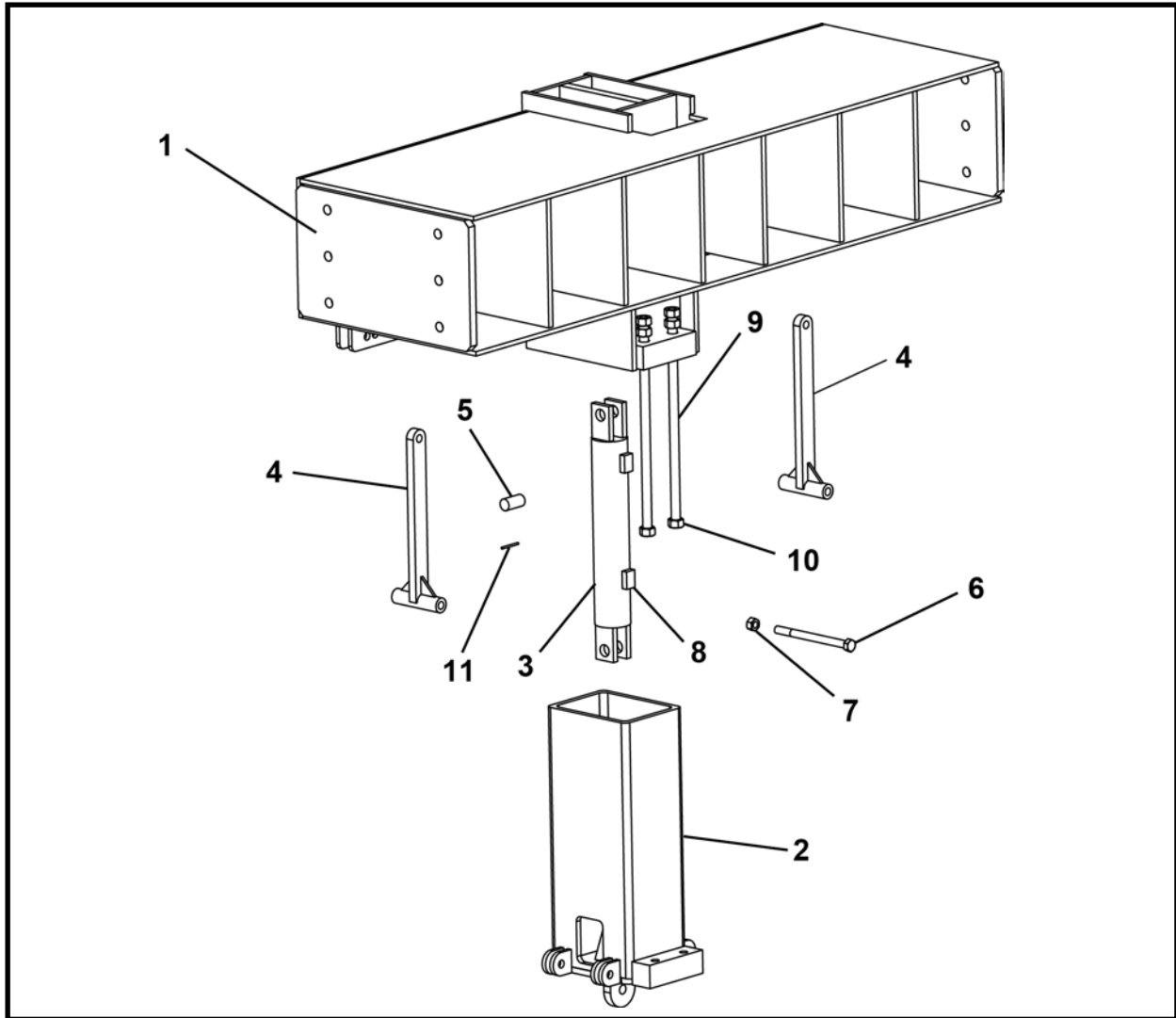
** Refer to section 8, Motors for parts information.

CHAIN TENSIONER ASSEMBLY, 040019A00
SLS 50/100 FRAME



ITEM	QTY	PART NO.	DESCRIPTION
0	1	040019A00	CHAIN TENSIONER ASSEMBLY
1	1	040024A00	BLOCK, Chain Screw Narrow LH
2	1	040021A00	BLOCK, Chain Screw Wide RH
3	1	040022A00	BLOCK, Chain Screw Narrow RH
4	1	040023A00	BLOCK, Chain Screw Wide LH
5	2	040025A00	BAR, Locking
6	2	040347P00	SCREW, Drive Chain Adjustment Link
7	1	040400P00	TURN ROD, Drive Chain Adjustment Link
8	4	P0063-001	FITTING, Grease Straight 1/4-28
9	4	P0001-08-003	BOLT, Hex 1/2 UNC x .75
10	4	P0040-008	WASHER, Hardened Flat 1/2
11	0	040402P00	PIN, Drive Chain
12	0	040404P00	BUSHING
13	0	040403P00	PIN, Drive Chain
14	0	P0048-043	PIN, Cotter 3/16 x 1.5

PIPE CLAMP ASSEMBLY 12 FT FRAME, 040708A00
SLS 50/100 FRAME

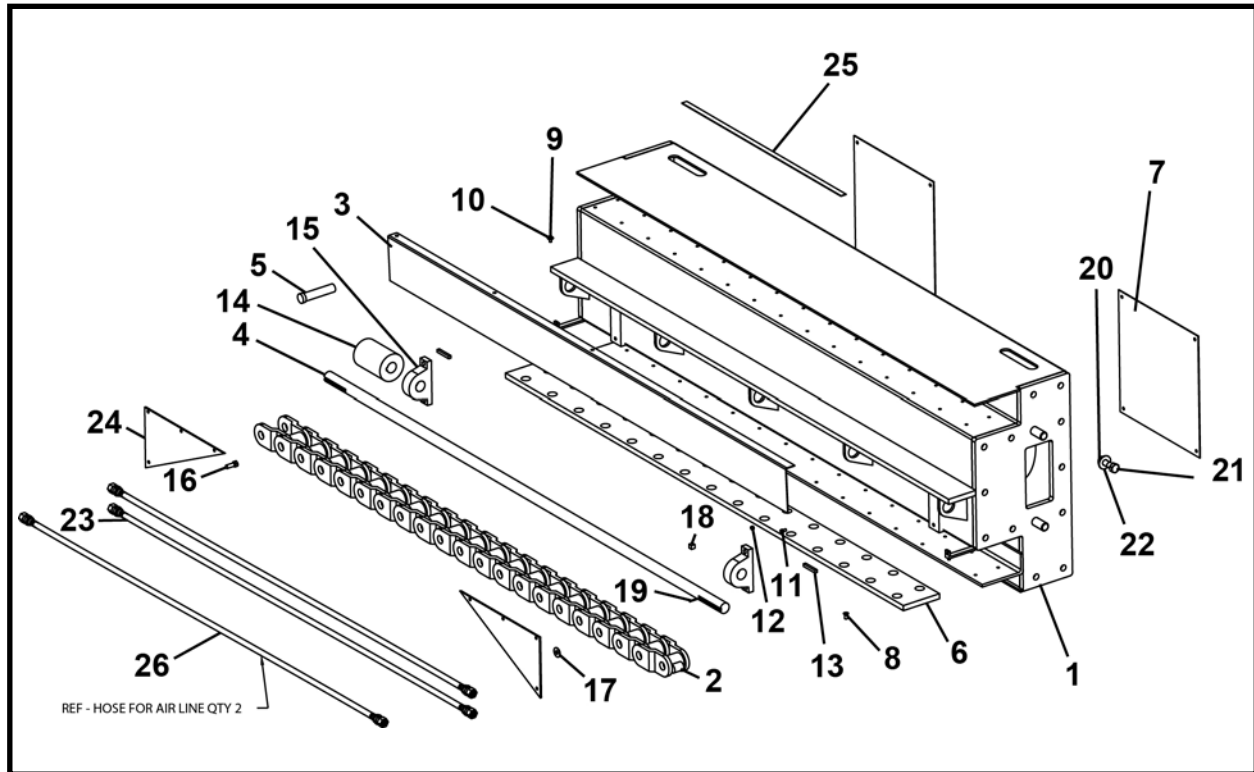


ITEM	QTY	PART NO.	DESCRIPTION
0	1	040708A00	PIPE CLAMP ASSEMBLY
1	1	040701A00	ASSEMBLY, Pipe Clamp 12 Foot Frame
2	1	040087A00	TUBE, Inner
3	1	P0307-233	CYLINDER
4	2	040171A00	LINK, Connecting
5	2	001440P00	PIN, Steering Cylinder
6	6	P0001-10-032	BOLT, Hex 5/8 UNC x 8
7	16	P0003-10-000	NUT, Hex 5/8 UNC
8	2	P0300-035	FITTING, 08MB-08FPZ90
9	2	P0023-750A-018	ROD, Threaded 3/4 x 18
10	6	P0003-12-000	NUT, Hex 3/4 UNC
11	2	P0090-003	CLIP, Hitch Pin 5/32

NOTE:

For other Pipe Clamp Assembly frame size parts information, contact your Akkerman Aftermarket Support Representative.

10 FT FRAME EXTENSION ASSEMBLY, 040718A00
SLS 50/100 FRAME



ITEM	QTY	PART NO.	DESCRIPTION
0	1	040718A00	FRAME EXTENSION ASSEMBLY - 10 FT
1	2	040131A00	EXTENSION, Frame - 10.0 FT
2	4	P0078-029	CHAIN x 10 FT
3	2	040441P00	COVER, Top Chain Guard
4	2	040369P01	SHAFT, Elevator Idler
5	4	040402P00	PIN, Drive Chain
6	4	040316P00	PLASTIC, 8.00 x 96
7	4	040322P00	COVER, Base Frame
8	120	P0030-08-004	SCREW, Flat Head Cap 1/2 UNC x 1
9	30	P0001-06-003	BOLT, Hex 3/8 UNC x .75
10	42	P0040-006	WASHER, Hardened Flat 3/8
11	12	P0001-06-004	BOLT, Hex 3/8 UNC x 1
12	12	P0003-06-000	NUT, Hex 3/8 UNC
13	4	040713P00	KEY
14	2	P0066-067	COUPLER
15	4	P0065-150	BEARING, Pillow Block
16	8	P0001-10-007	BOLT, Hex 5/8 UNC x 1.75
17	8	P0040-010	WASHER, Hardened Flat 5/8
18	4	P0063-008	FITTING, Grease 1/8-NPT 45 Degree
19	4	P0048-043	PIN, Cotter, 3/16 x 1.5
20	24	P0003-16-000	NUT, Hex 1 UNC
21	24	P0001-16-014	BOLT, Hex 1 UNC x 3.5
22	48	P0040-016	WASHER, Hardened Flat 1
23	1	040722A00	KIT, Hose Assembly - 10 FT Extension (Includes items 23a-23d)
23a	4	A08513A-120	HOSE ASSEMBLY 3/4 x 120 (Motor A & B)
23b	4	A09891A-120	HOSE ASSEMBLY 1/4 x 120 (Brake/HSS)
23c	4	A08521A-120	HOSE ASSEMBLY 5/8 x 120 (Motor Case Drain)
23d	4	A08547A-120	HOSE ASSEMBLY 1/2 x 120 (Elevator)

(Continued on next page)

10 FT FRAME EXTENSION ASSEMBLY, 040718A00
SLS 50/100 FRAME

ITEM	QTY	PART NO.	DESCRIPTION
24	4	040443P00	GUARD, Bearing
25	720 LI	P0122-008	TAPE, Anti-Slip
26	REF	A10476A-100	HOSE ASSEMBLY 3/8 x 100

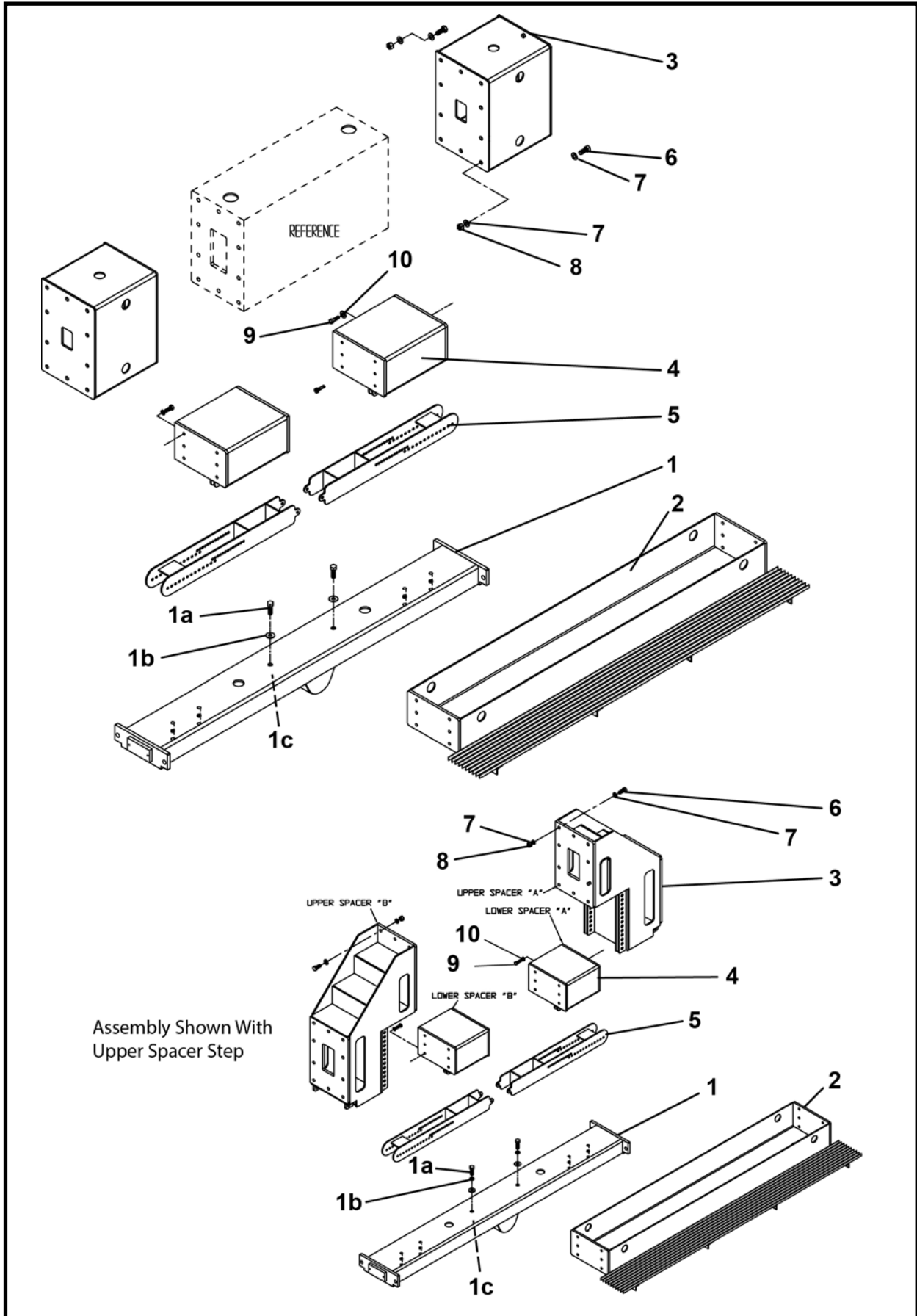
LI - Linear Inch REF - Reference

Note: For additional extension sizes, contact your Akkerman Aftermarket Support representative:

- Frame Extension Assembly - 5 FT, 040120A00
- Frame Extension Assembly - 15 FT, 040122A00
- Frame Extension Assembly - 20 FT, 040123A00

FRAME WIDTH COMPONENTS

SLS 50/100 FRAME

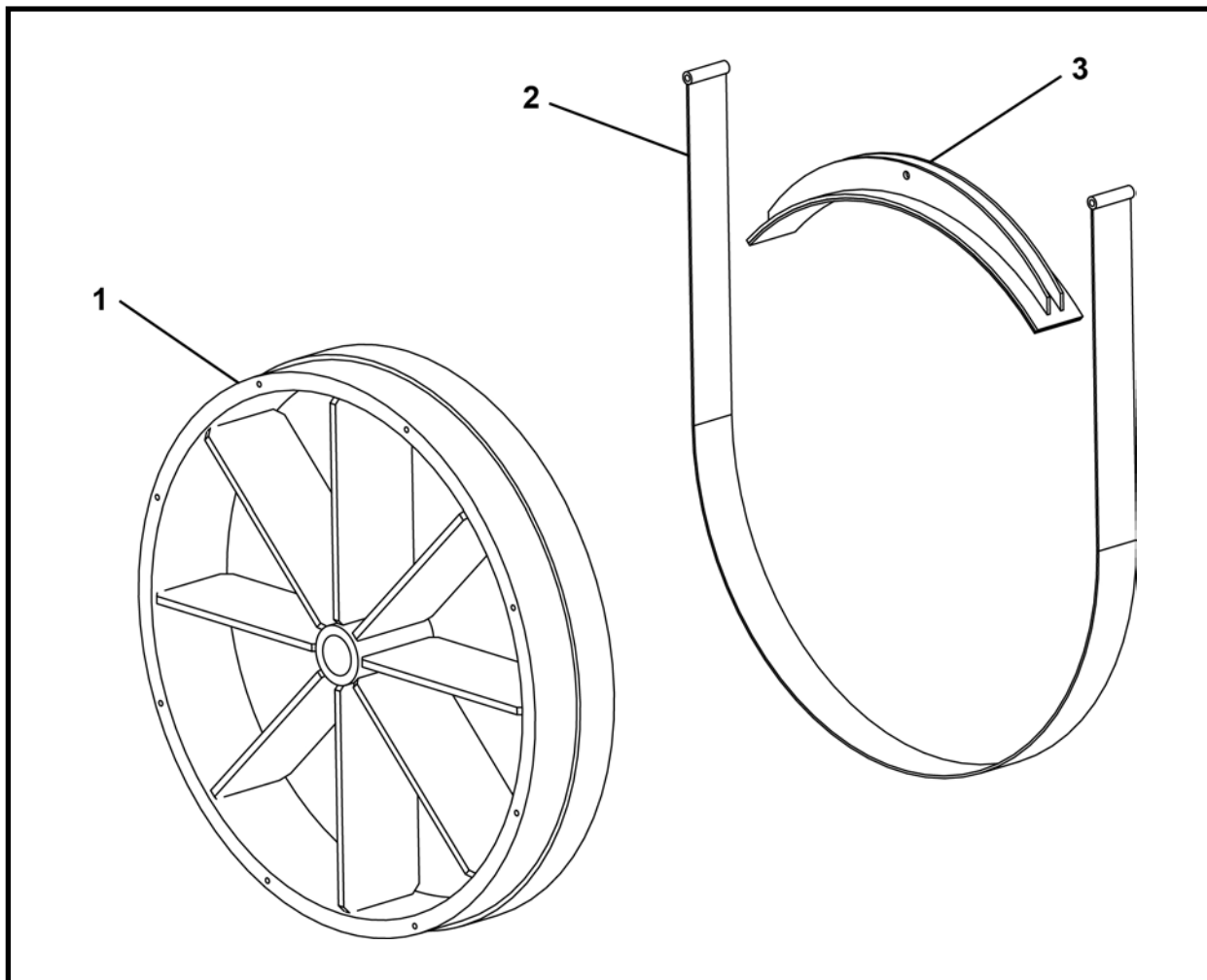


FRAME WIDTH COMPONENTS
SLS 50/100 FRAME

ITEM	QTY	PART NO.	DESCRIPTION
0.1	1	040100A00	COMPONENTS, Frame Width - 8 FT
0.2	1	040101A00	COMPONENTS, Frame Width - 9 FT
0.3	1	040102A00	COMPONENTS, Frame Width - 10 FT
0.4	1	040103A00	COMPONENTS, Frame Width - 11 FT
0.5	1	040104A00	COMPONENTS, Frame Width - 12 FT
0.6	1	040105A00	COMPONENTS, Frame Width - 13 FT
0.7	1	040106A00	COMPONENTS, Frame Width - 14 FT
1.1	1	040110A00	DRAWBAR - 8 FT (Includes items 1a - 1c)
1.2	1	040111A00	DRAWBAR - 9 FT (Includes items 1a - 1c)
1.3	1	040112A00	DRAWBAR - 10 FT (Includes items 1a - 1c)
1.4	1	040113A00	DRAWBAR - 11 FT (Includes items 1a - 1c)
1.5	1	040114A00	DRAWBAR - 12 FT (Includes items 1a - 1c)
1.6	1	040115A00	DRAWBAR - 13 FT (Includes items 1a - 1c)
1.7	1	040116A00	DRAWBAR - 14 FT (Includes items 1a - 1c)
1a	2	P0001-16-012	BOLT, Hex 1 UNC x 3
1b	2	P0040-016	WASHER, Hardened Flat 1
1c	2	P0003-16-000	NUT, Hex 1 UNC
2.1	1	040140A00	ASSEMBLY, Cross Walk - 8 FT
2.2	1	040141A00	ASSEMBLY, Cross Walk - 9 FT
2.3	1	040142A00	ASSEMBLY, Cross Walk - 10 FT
2.4	1	040143A00	ASSEMBLY, Cross Walk - 11 FT
2.5	1	040144A00	ASSEMBLY, Cross Walk - 12 FT
2.6	1	040145A00	ASSEMBLY, Cross Walk - 13 FT
2.7	1	040146A00	ASSEMBLY, Cross Walk - 14 FT
3.1	-	-	SPACER, Upper - 8 FT
3.2	4	040150A00	SPACER, Upper - 9 FT
3.3	4	040151A00	SPACER, Upper - 10 FT
3.4	4	040152A00	SPACER, Upper - 11 FT
3.5.1	4	040153A00	SPACER, Upper - 12 FT Without Step
3.5.2	2	040156A00	SPACER, Upper - 12 FT With Step
3.6	4	040154A00	SPACER, Upper - 13 FT
3.7	2	040155A00	SPACER, Upper - 14 FT
4.1	-	-	SPACER, Lower - 8 FT
4.2	2	040160A00	SPACER, Lower - 9 FT
4.3	2	040161A00	SPACER, Lower - 10 FT
4.4	2	040162A00	SPACER, Lower - 11 FT
4.5	2	040163A00	SPACER, Lower - 12 FT
4.6	2	040164A00	SPACER, Lower - 13 FT
4.7	1	040165A00	SPACER, Lower - 14 FT
5.1	2	040170A00	SPACER BAR, Horizontal - 8 FT (28 - 42 in. OD Pipe)
5.2	2	040173A00	SPACER BAR, Horizontal - 9 FT (28 - 48 in. OD Pipe)
5.3	2	040172A00	SPACER BAR, Horizontal - 10 FT (28 - 60 in. OD Pipe)
5.4	2	040174A00	SPACER BAR, Horizontal - 11 FT (28 - 72 in. OD Pipe)
5.5	2	040175A00	SPACER BAR, Horizontal - 12 FT (28 - 84 in. OD Pipe)
5.6	2	040176A00	SPACER BAR, Horizontal - 13 FT (28 - 96 in. OD Pipe)
5.7	2	040177A00	SPACER BAR, Horizontal - 14 FT (72 - 108 in. OD Pipe)
6	A/R	P0001-16-014	BOLT, Hex 1 UNC x 3.5
7	A/R	P0040-016	WASHER, Hardened Flat 1
8	A/R	P0003-16-000	NUT, Hex 1 UNC
9	A/R	P0001-12-010	BOLT, Hex 3/4 UNC x 2.5
10	A/R	P0040-012	WASHER, Hardened Flat 3/4

A/R - As Required

**PIPE SPECIFIC COMPONENTS
SLS 50/100 FRAME**



ITEM	QTY	PART NO.	DESCRIPTION
0.1	1	040200A00	COMPONENTS, Pipe Specific - Hobas 26"
0.2	1	040201A00	COMPONENTS, Pipe Specific - Hobas 54"
0.3	1	040202A00	COMPONENTS, Pipe Specific - Hobas 82"
0.4	1	040203A00	COMPONENTS, Pipe Specific - Hobas 90"
0.5	1	040204A00	COMPONENTS, Pipe Specific - Hobas 96"
0.6	1	040205A00	COMPONENTS, Pipe Specific - Hobas 78"
0.7	1	040206A00	COMPONENTS, Pipe Specific - Hobas 60"
0.8	1	040207A00	COMPONENTS, Pipe Specific - Hobas 72"
1.1	1	040225A00	THRUST RING - Hobas 26"
1.2	1	040228A00	THRUST RING - Hobas 54"
1.3	1	040234A00	THRUST RING - Hobas 82"
1.4	1	040237A00	THRUST RING - Hobas 90"
1.5	1	040240A00	THRUST RING - Hobas 96"
1.6	1	040243A00	THRUST RING - Hobas 78"
1.7	1	040246A00	THRUST RING - Hobas 60"
1.8	1	040249A00	THRUST RING - Hobas 72"

(Continued on next page)

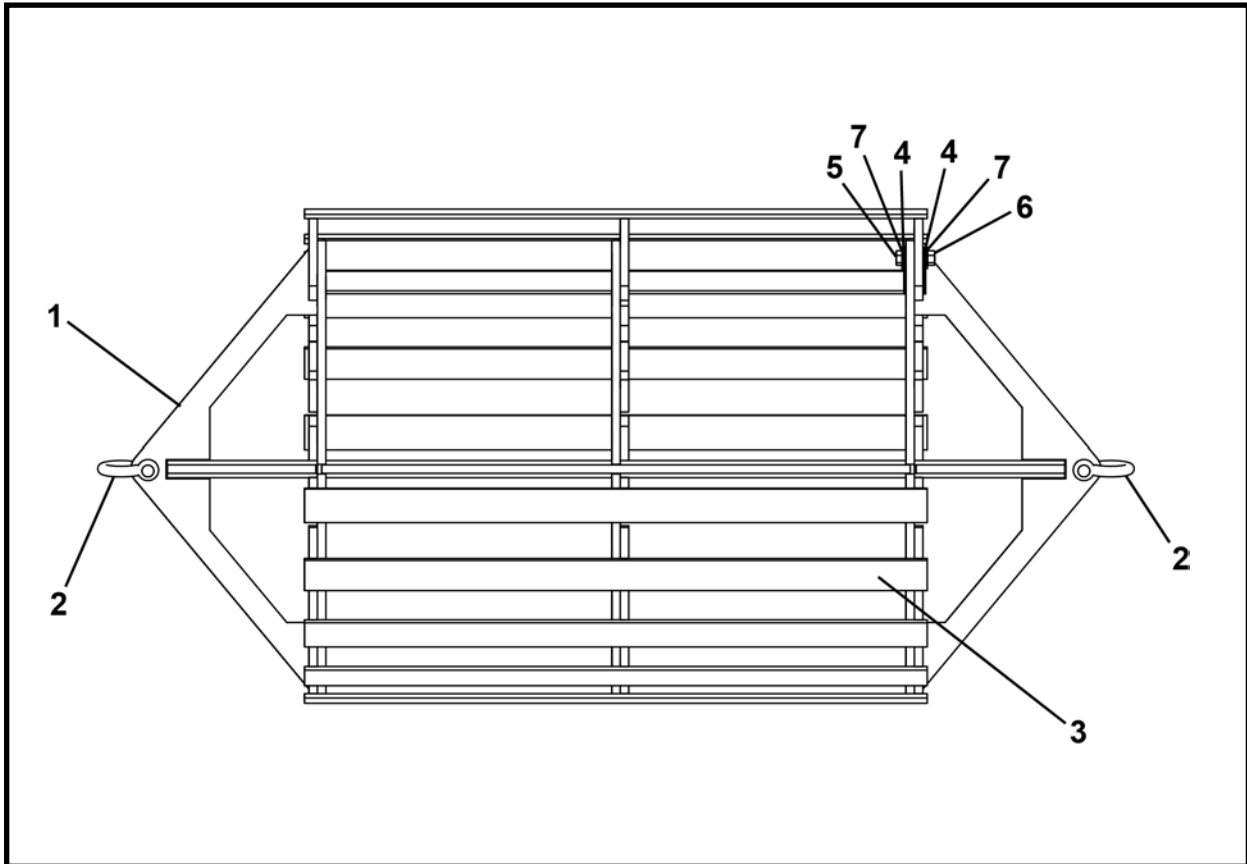
PIPE SPECIFIC COMPONENTS
SLS 50/100 FRAME

ITEM	QTY	PART NO.	DESCRIPTION
2.1	1	040226A00	CLAMP BAND - Hobas 26"
2.2	1	040229A00	CLAMP BAND - Hobas 54"
2.3	1	040235A00	CLAMP BAND - Hobas 82"
2.4	1	040238A00	CLAMP BAND - Hobas 90"
2.5	1	040241A00	CLAMP BAND - Hobas 96"
2.6	1	040244A00	CLAMP BAND - Hobas 78"
2.7	1	040247A00	CLAMP BAND - Hobas 60"
2.8	1	040250A00	CLAMP BAND - Hobas 72"
3.1	1	040227A00	PIPE SHOE - Hobas 26"
3.2	1	040230A00	PIPE SHOE - Hobas 54"
3.3	1	040236A00	PIPE SHOE - Hobas 82"
3.4	1	040239A00	PIPE SHOE - Hobas 90"
3.5	1	040242A00	PIPE SHOE - Hobas 96"
3.6	1	040245A00	PIPE SHOE - Hobas 78"
3.7	1	040248A00	PIPE SHOE - Hobas 60"
3.8	1	040251A00	PIPE SHOE - Hobas 72"
4.1	1	-	-
4.2	1	-	-
4.3*	1	040543P00	ADAPTER RING, Flush Joint - Hobas 82"
4.4*	1	040544P00	ADAPTER RING, Flush Joint - Hobas 90"
4.5*	1	040545P00	ADAPTER RING, Flush Joint - Hobas 96"
4.6	1	-	-
4.7	1	-	-
4.8	1	-	-
5*	8	P0031-10-008	SCREW, Socket Head 5/8 UNC x 2

* Not Shown

Note: For customized pipe specific component sizes, contact your Akkerman Aftermarket Support representative.

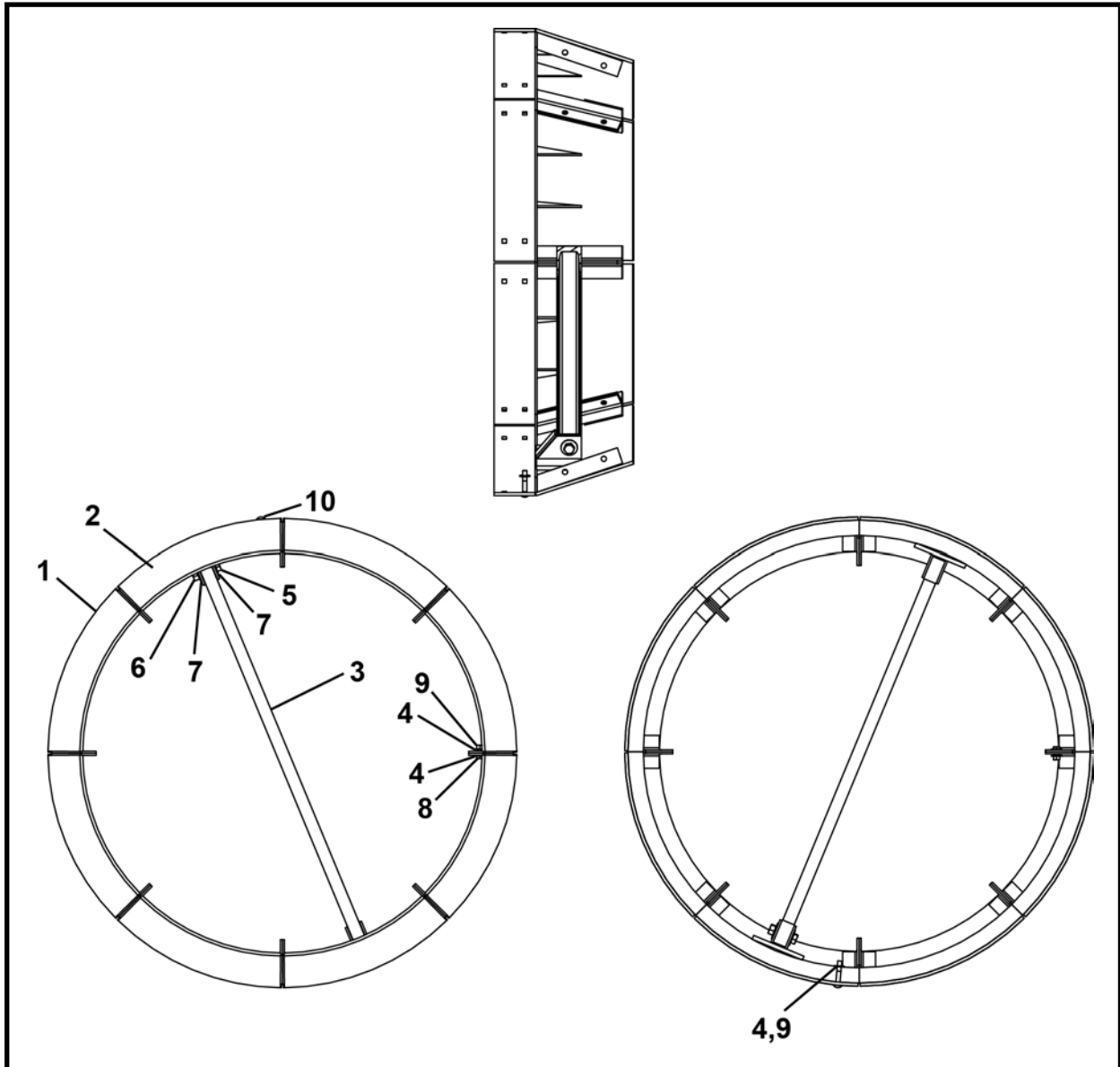
MANDREL ASSEMBLY, 040740A00
SLS 50/100 FRAME



ITEM	QTY	PART NO.	DESCRIPTION
0	1	040740A00	MANDREL ASSEMBLY - 55-58"
1	1	040755A00	MANDREL, Adjustable
2	2	P0091-032	SHACKLE, W/Safety Pin
3	20	040761A00	BAR, Sizer
4	120	040764P00	WASHER BACKER
5	120	P0001-16-016	BOLT, Hex 1 UNC x 4
6	120	P0013-16-000	NUT, Nyloc 1 UNC
7	240	P0040-016	WASHER, Hardened Flat 1

Note: For customized mandrel sizes, contact your Akkerman Aftermarket Support representative.

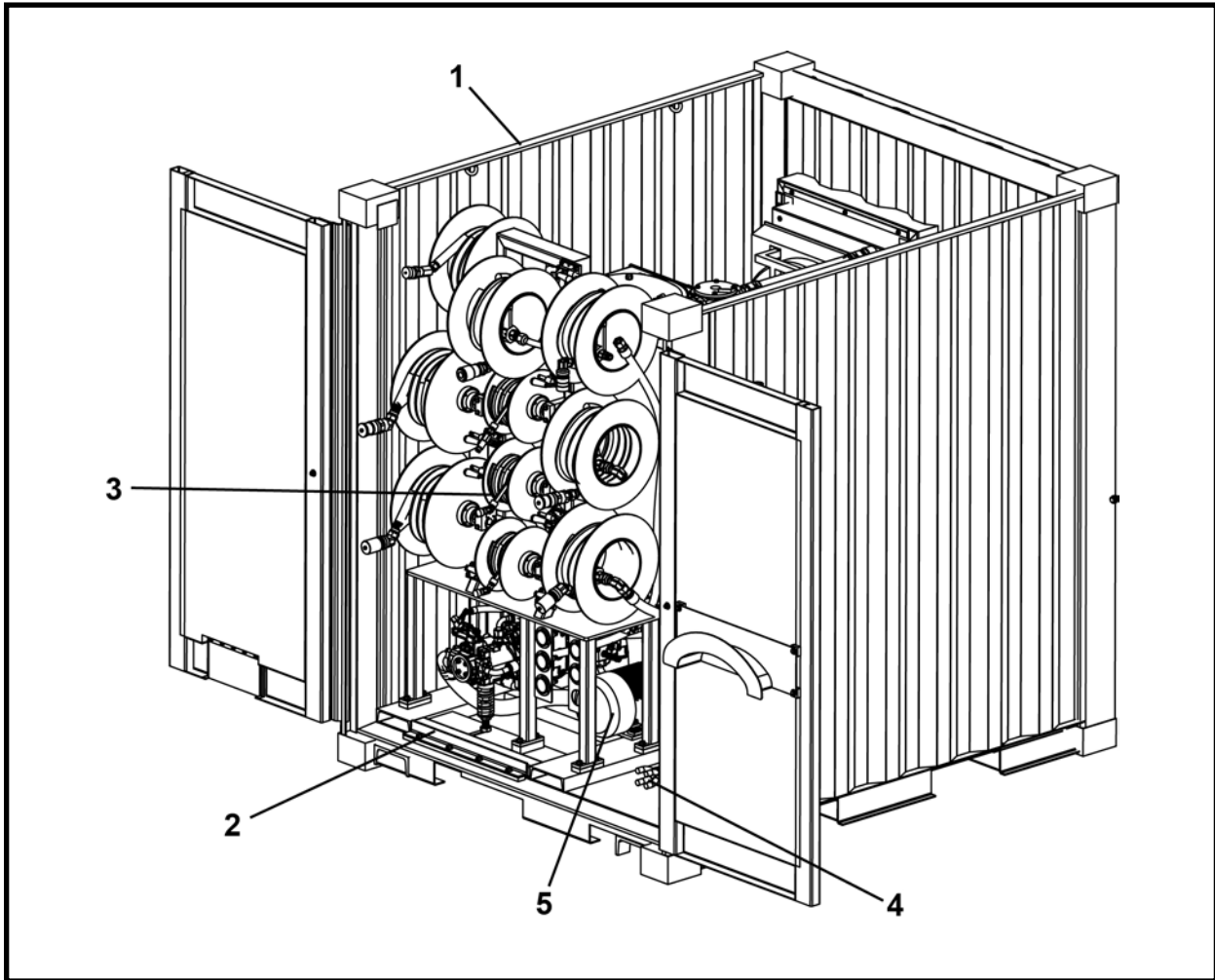
PIPE SHIELD (54" HOBAS) ASSEMBLY, 040767A00
SLS 50/100 FRAME



ITEM	QTY	PART NO.	DESCRIPTION
0	1	040767A00	PIPE SHIELD ASSEMBLY, 54" HOBAS
1	6	040768A00	PANEL, Shield
2	2	040769A00	PANEL, Shield With Mount
3	1	040770A00	CROSSBAR
4	48	P0040-008	WASHER, Hardened Flat 1/2
5	2	P0001-12-012	BOLT, Hex 3/4 UNC x 3
6	3	P0003-12-000	NUT, Hex 3/4 UNC
7	4	P0040-012	WASHER, Hardened Flat 3/4
8	16	P0001-08-005	SCREW, Hex Cap 1/2 UNC x 1.25
9	32	P0003-08-000	NUT, Hex 1/2 UNC
10	16	P0026-004	BOLT, Carriage 1/2 x 3

Note: Contact your Akkerman Aftermarket Support representative for customized pipe shield assembly sizes.

SLS POWER PACK, F40710F
SLS (Electric) POWER PACK



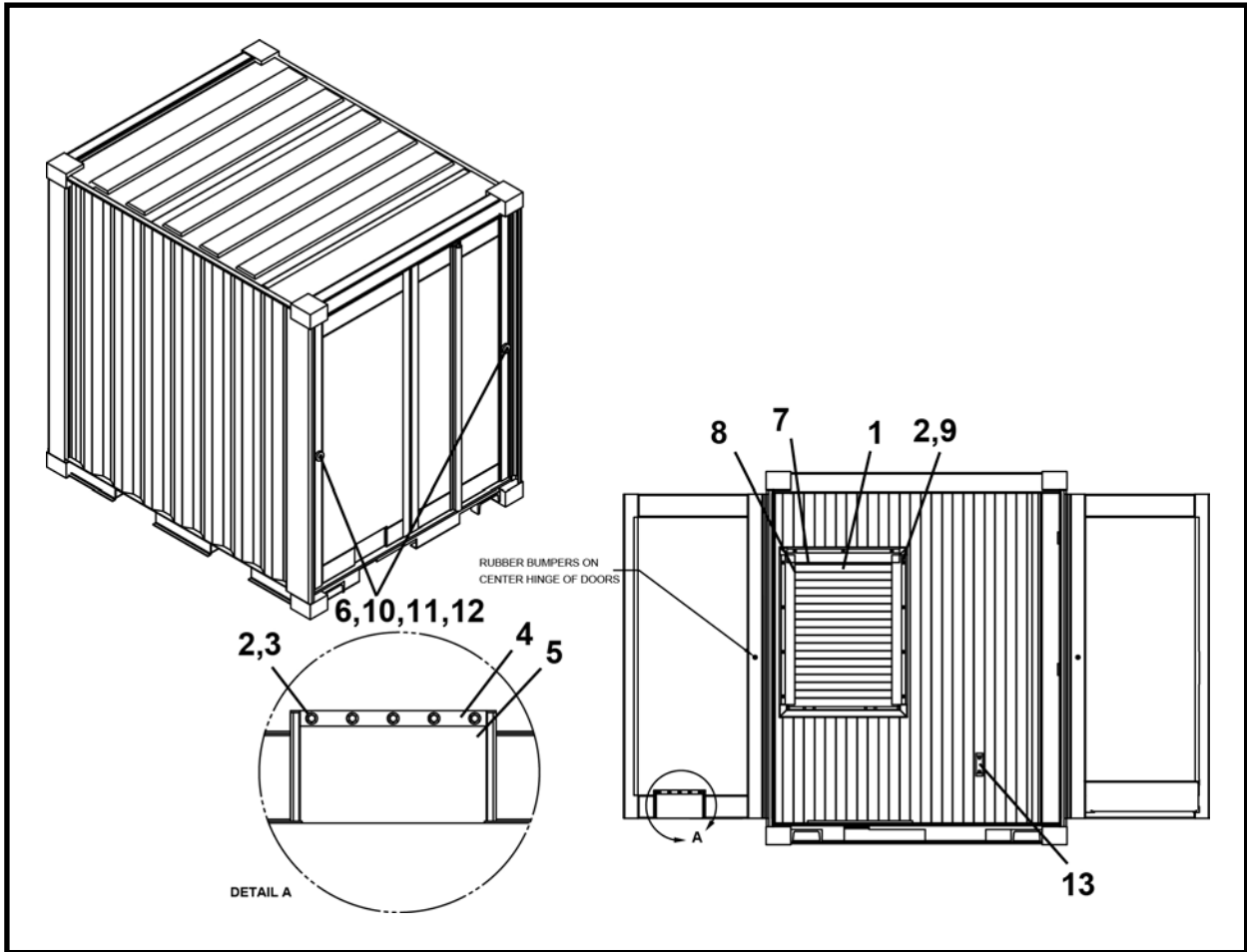
ITEM	QTY	PART NO.	DESCRIPTION
0	1	F40710F	SLS ELECTRIC POWER PACK
1*	1	040735A00	ASSEMBLY, Container
2*	1	040729A00	ASSEMBLY, Power Pack Base
3.1***	1	040727A00	HYDRAULICS (SN F40710F-01)
3.2***	1	040858A	HYDRAULICS (SN F40710F-02 & After)
4.1**	1	040717A00	ELECTRICAL (SN F40710F-01)
4.2**	1	040857A00	ELECTRICAL (SN F40710F-02 & After)
5*	1	040728A00	ASSEMBLY, Motor Pump Mount
6	1	1255-006	KIT, Decal SLS Electric Power Pack

* Refer to this section for parts information.

** Refer to Section 5, Electrical for parts information.

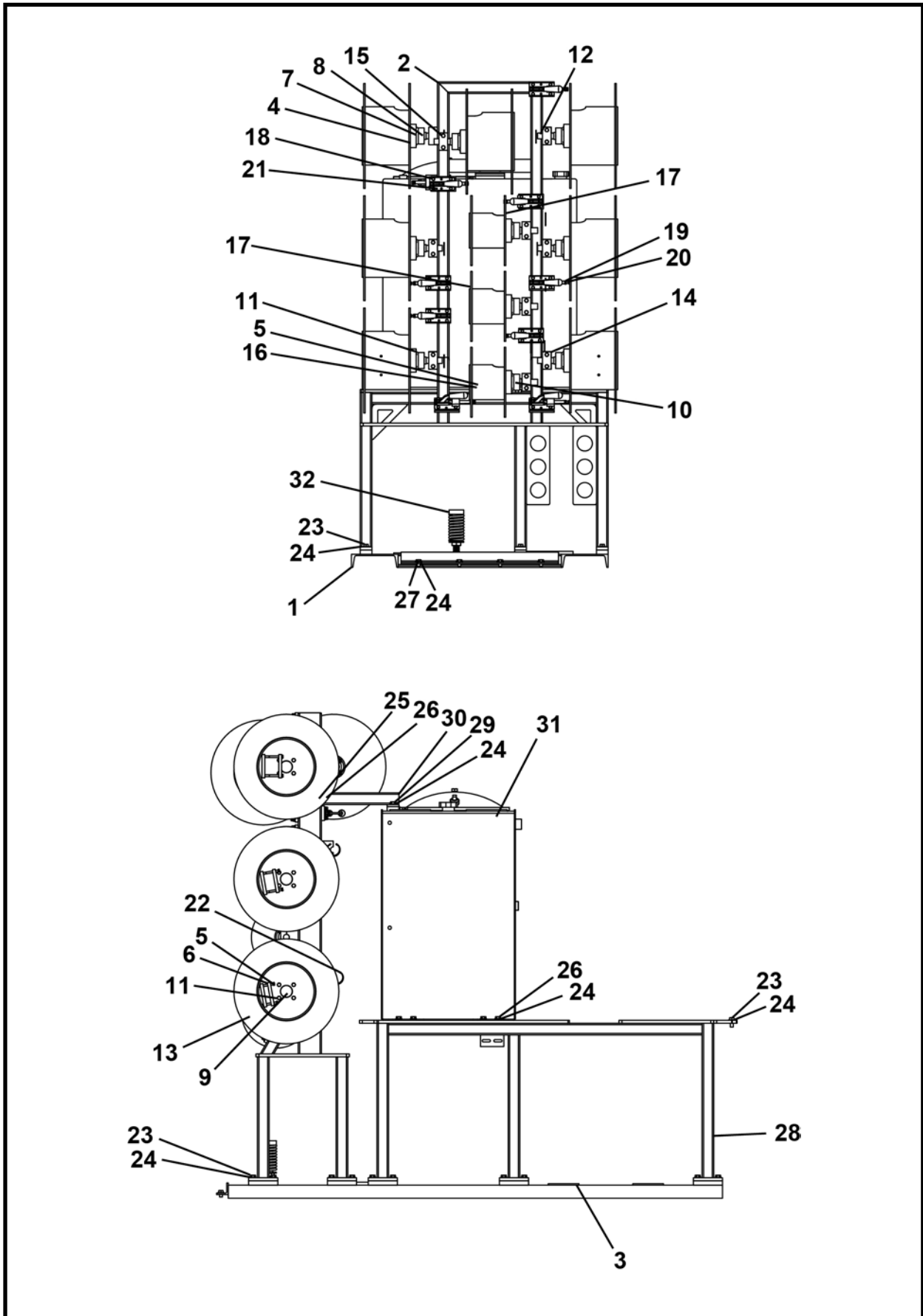
*** Refer to Section 6, Hydraulics for parts information.

CONTAINER ASSEMBLY, 040735A00
SLS (Electric) POWER PACK



ITEM	QTY	PART NO.	DESCRIPTION
0	1	040735A00	CONTAINER ASSEMBLY
1	1	A48639A	ASSEMBLY, Louver
2	16	P0040-004	WASHER, Hardened Flat 1/4
3	5	P0035-008	SCREW, Self Tap 1/4 x 1
4	1	A44722P	BAR, Door Flap Mount
5	1	A40749P	RUBBER, Door Flap
6	4	P0040-006	WASHER, Hardened Flat 3/8
7	1	A48652P	RUBBER, Top
8	2	A48653P	RUBBER, Side
9	11	P0001-04-003	BOLT, Hex 1/4 UNC x .75
10	2	P0253-112	RUBBER BUMPER, 1 x 2.5
11	2	P0001-06-010	BOLT, Hex 3/8 UNC x 2.5
12	2	P0013-06A-000	NUT, Nyloc 3/8 UNC
13	1	P0059-074	CLAMP, Vibration 2-1/4

POWER PACK BASE ASSEMBLY, 040729A00
SLS (Electric) POWER PACK

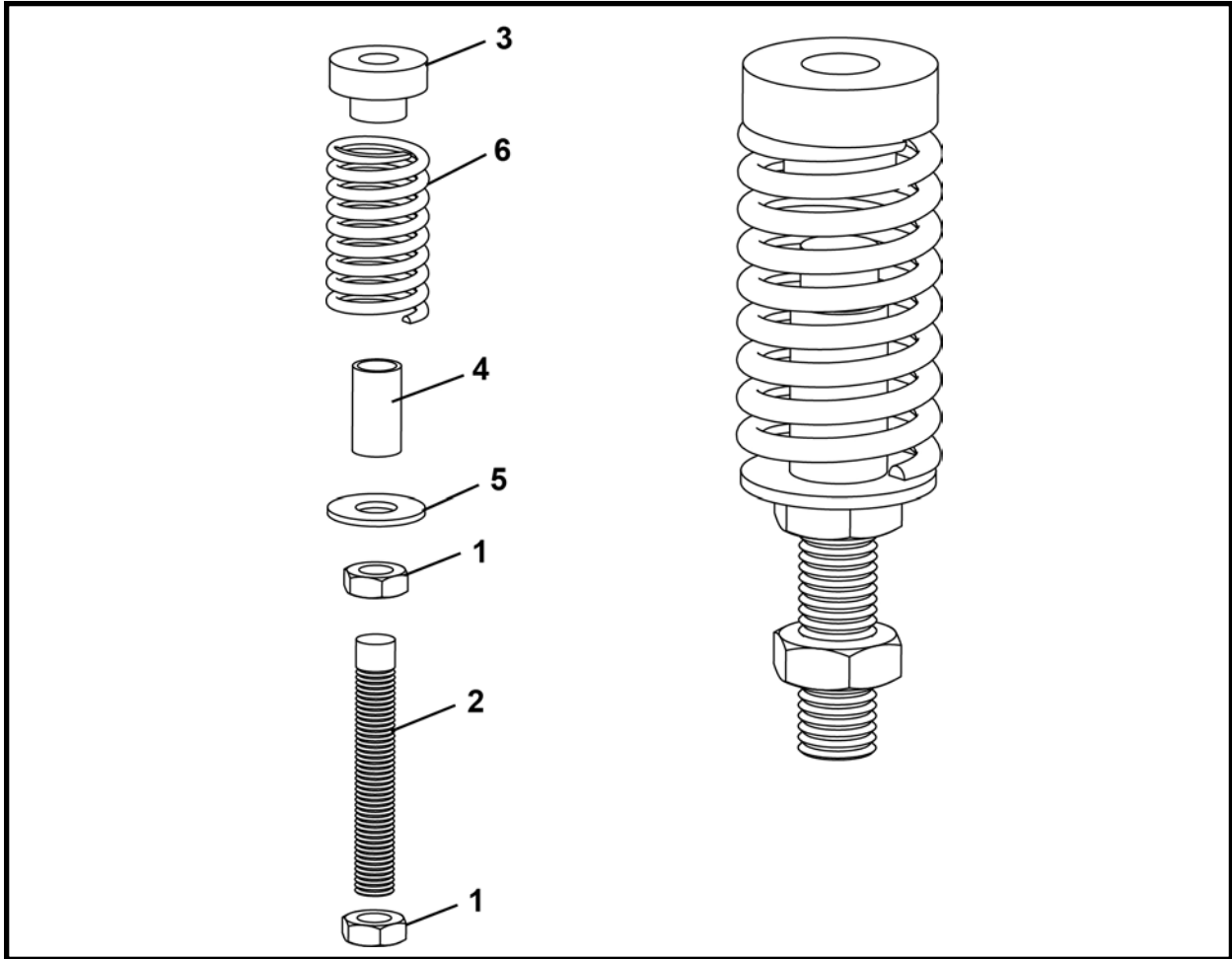


POWER PACK BASE ASSEMBLY, 040729A00
SLS (Electric) POWER PACK

ITEM	QTY	PART NO.	DESCRIPTION
0	1	040735A00	POWER PACK BASE ASSEMBLY
1	1	A48616A	SKID
2	1	040732A00	BASE, Hose Reel
3	2	A48625P	SPACER, Motor
4	40	P0001-06-005	BOLT, Hex 3/8 UNC x 1.25
5	20	P0001-05-012	SCREW, Hex Head Cap 5/16 UNC x 3
6	7	A42521P	MOUNT, Reel Fitting
7	20	P0033-05-006	SCREW, Socket Set 5/16 UNC x .375
8	10	P0065-214	BEARING, Insert
9	10	P0065-215	BEARING, Ball
10	10	A43555P	SPACER, Hub
11	10	A43556P	HUB, Spool
12	10	A43952P	ROD, Hose Reel
13	7	A42624A	REEL, Left 3/4-1
14	10	A43560P	MOUNT, Front Shaft
15	20	P0001-06-007	BOLT, Hex 3/8 UNC x 1.75
16	3	A42518P	MOUNT, Reel Fitting
17	3	A42623A	REEL, Right 3/8
18	40	P0001-04-003	BOLT, Hex 1/4 UNC x .75
19	10	P0003-05-000	NUT, Hex 5/16
20	10	P0001-05-004	BOLT, Hex 5/16 UNC x 1
21	10	P0059-061	CLAMP, Toggle
22	10	P0076-024	SNAP RING, Internal
23	26	P0001-08-005	SCREW, Hex Head Cap 1/2 UNC x 1.25
24	52	P0040-008	WASHER, Hardened Flat 1/2
25	10	P0003-08-000	NUT, Hex 1/2
26	10	P0001-08-006	SCREW, Hex Head Cap 1/2 UNC x 1.5
27	4	P0001-08-003	BOLT, Hex 1/2 UNC x .75
28	1	040734A00	STAND, Hydraulic
29	2	P0001-08-004	BOLT, Hex 1/2 UNC x 1
30	1	A46371A	SUPPORT, Hose Reel
31	1	A48610A	TANK, Hydraulic 100 Gal.
32*	1	A42525A	ASSEMBLY, Pump Support

* Refer to this section for parts information.

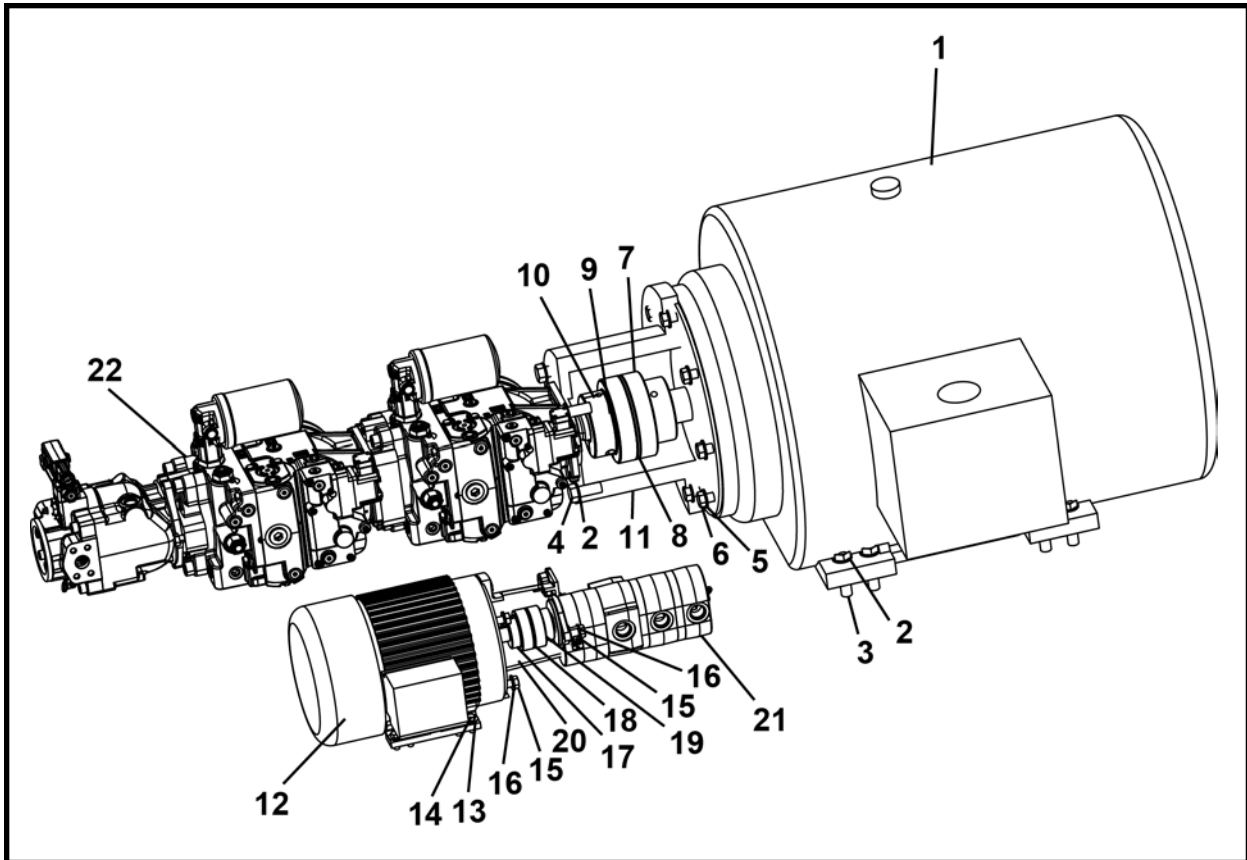
PUMP SUPPORT ASSEMBLY, A42525A
SLS (Electric) / SLSD (Diesel) POWER PACKS



ITEM	QTY	PART NO.	DESCRIPTION
0	1	A42525A	PUMP SUPPORT ASSEMBLY
1	2	P0007-16-000	NUT, Jam 1
2	1	A42527P	SCREW, Adjustment
3	1	A42526P	CAP, Spring
4	1	A42529P	SLEEVE, Spring
5	1	P0040-016	WASHER, Hardened Flat 1
6	1	P0070-045	SPRING

NOTES

MOTOR/PUMP MOUNT ASSEMBLY, 040728A00
SLS (Electric) POWER PACK



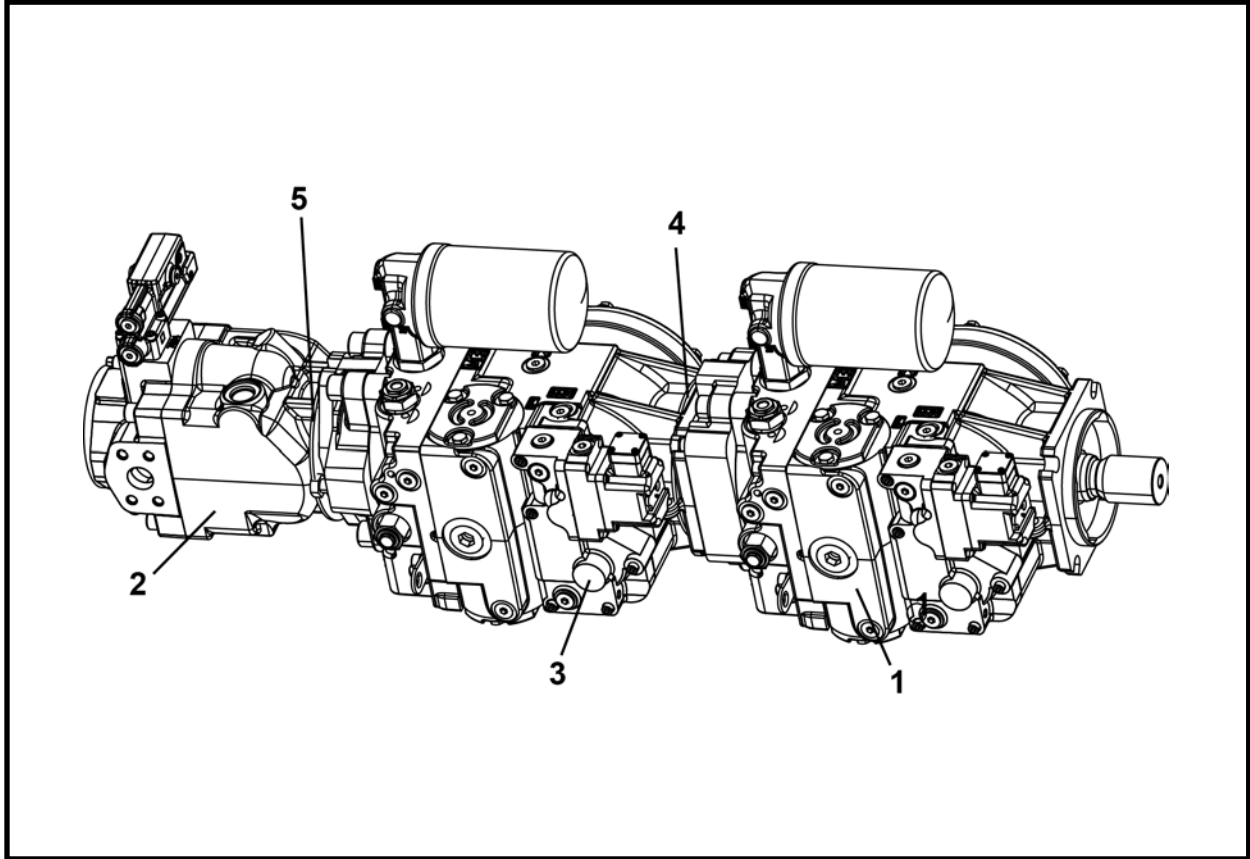
ITEM	QTY	PART NO.	DESCRIPTION
0	1	040728A00	MOTOR/PUMP MOUNT ASSEMBLY
1**	1	P0304-349	MOTOR, 200HP
2	12	P0040-012	WASHER, Hardened Flat 3/4
3	8	P0001-12-012	BOLT, Hex 3/4 UNC x 3
4	4	P0001-12-007	BOLT, Hex 3/4 UNC x 1.75
5	8	P0040-010	WASHER, Hardened Flat 5/8
6	8	P0001-10-006	BOLT, Hex 5/8 UNC x 1.5
7	1	P0305-148	COUPLING, Motor
8	1	P0305-184	INSERT
9	1	P0305-262	SPLINE, Coupling
10	1	P0305-258	HUB, Coupling
11	1	P0305-260	MOUNT, Pump
12**	1	P0304-350	MOTOR, 5 HP
13	8	P0040-006	WASHER, Hardened Flat 3/8
14	8	P0001-06-004	BOLT, Hex 3/8 UNC x 1
15	6	P0001-08-005	SCREW, Hex Head Cap 1/2 UNC x 1.25
16	8	P0040-008	WASHER, Hardened Flat 1/2
17	1	P0305-239	COUPLING HALF, Motor
18	1	P0305-241	INSERT
19	1	P0305-249	COUPLER
20	1	P0305-210	ADAPTER, Pump Motor
21***	1	P0303-415	PUMP, Three Section
22*	1	040841A	ASSEMBLY, Pump

* Refer to this section for parts information.

** Refer to section 8, Motors for parts information.

*** Refer to section 9, Pumps for parts information.

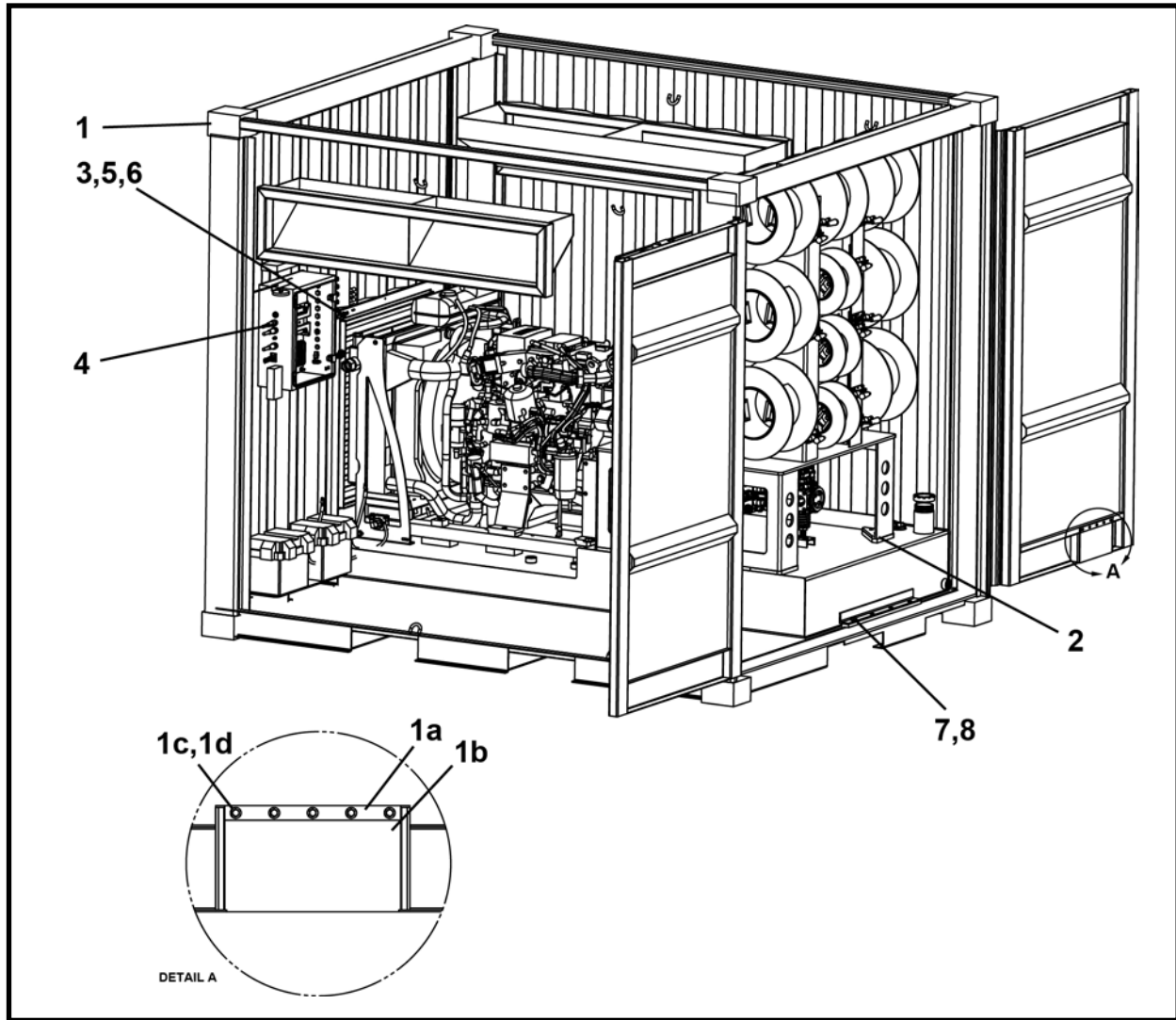
PUMP ASSEMBLY, 040841A
SLS (Electric) POWER PACK



ITEM	QTY	PART NO.	DESCRIPTION
0	1	040841A	PUMP ASSEMBLY
1*	1	P0303-412	PUMP, Front
2*	1	P0303-414	PUMP, Load Sense
3*	1	P0303-413	PUMP, Rear
4	1	P0303-413A	ORING
5	1	P0303-286B	ORING

* Refer to section 9, Pumps for parts information.

SLSD POWER PACK, F40788F
SLSD (Diesel) POWER PACK



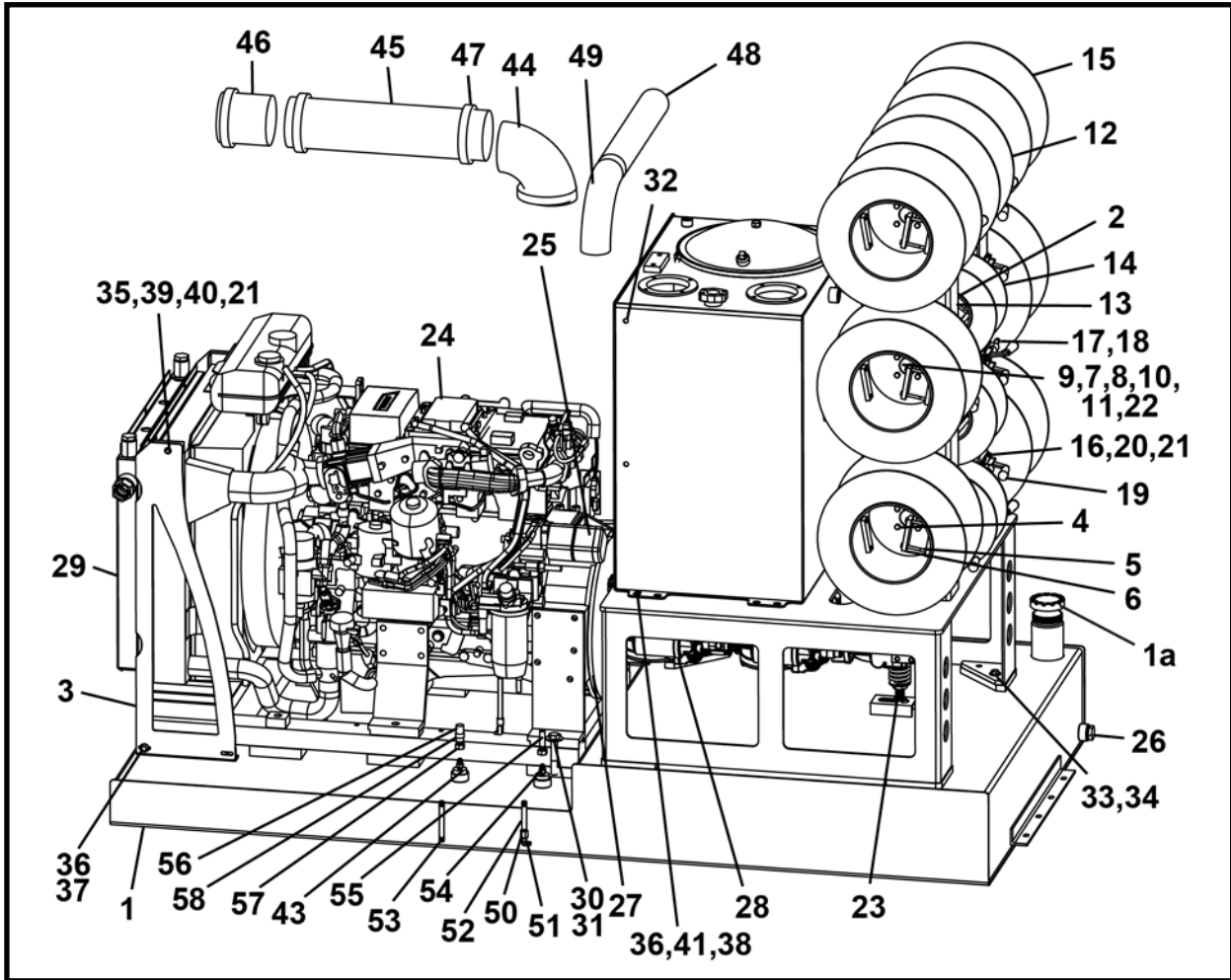
ITEM	QTY	PART NO.	DESCRIPTION
0	1	F40788F	SLSD POWER PACK
1	1	040791A00	ASSEMBLY, Container (Includes items 1a - 1d)
1a	1	A44722P	BAR, Door Flap Mount
1b	1	A44721P	RUBBER, Door Flap
1c	5	P0040-004	WASHER, Hardened Flat 1/4
1d	5	P0035-008	SCREW, Self Tap 1/4 x 1
2*	1	040795A00	ASSEMBLY, Power Pack Base
3	1	040832A00	LOUVER
4**	1	040797A00	ELECTRICAL
5	8	P0001-04-004	BOLT, Hex 1/4 UNC x 1
6	8	P0040-004	WASHER, Hardened Flat 1/4
7	4	P0001-08-003	BOLT, 1/2 UNC x .75
8	4	P0040-008	WASHER, Hardened Flat 1/2
9	1	1255-007	KIT, Decal SLSD (Not Shown)

* Refer to this section for parts information.

** Refer to Section 5, Electrical for parts information.

NOTES

POWER PACK BASE ASSEMBLY, 040795A00
SLSD (Diesel) POWER PACK



ITEM	QTY	PART NO.	DESCRIPTION
0	1	040795A00	POWER PACK BASE ASSEMBLY
1	1	040796A00	TANK, Fuel 200 Gal. (Includes item 1a)
1a	1	P0125-123	CAP, Fuel
2	1	040812A00	REEL BASE, Hose
3	1	040818A00	MOUNT, Cooler
4	40	P0001-06-005	BOLT, Hex 3/8 UNC x 1.25
5	20	P0001-05-012	BOLT, Hex 5/16 UNC x 3
6	7	A42521P	PLATE, Reel Fitting Mounting
7	8	P0033-05-006	SCREW, Socket Set 5/16 UNC x .375
8	10	P0065-214	BEARING, Insert
9	10	P0065-215	BEARING, Ball
10	10	A43555P	SPACER, Hub
11	10	A43556P	HUB, Spool
12	1	A42610A	REEL, Right
13	3	A42518P	PLATE, Reel Fitting Mounting
14	3	A42623A	REEL, Right
15	6	040822A00	REEL
16	40	P0001-04-003	BOLT, Hex 1/4 UNC x .75
17	10	P0003-005	NUT, Hex 5/16
18	10	P0001-05-004	BOLT, Hex 5/16 UNC x 1
19	10	P0059-061	CLAMP, Toggle
20	40	P0003-04-000	NUT, Hex 1/4

(Continued on next page)

POWER PACK BASE ASSEMBLY, 040795A00
SLSD (Diesel) POWER PACK

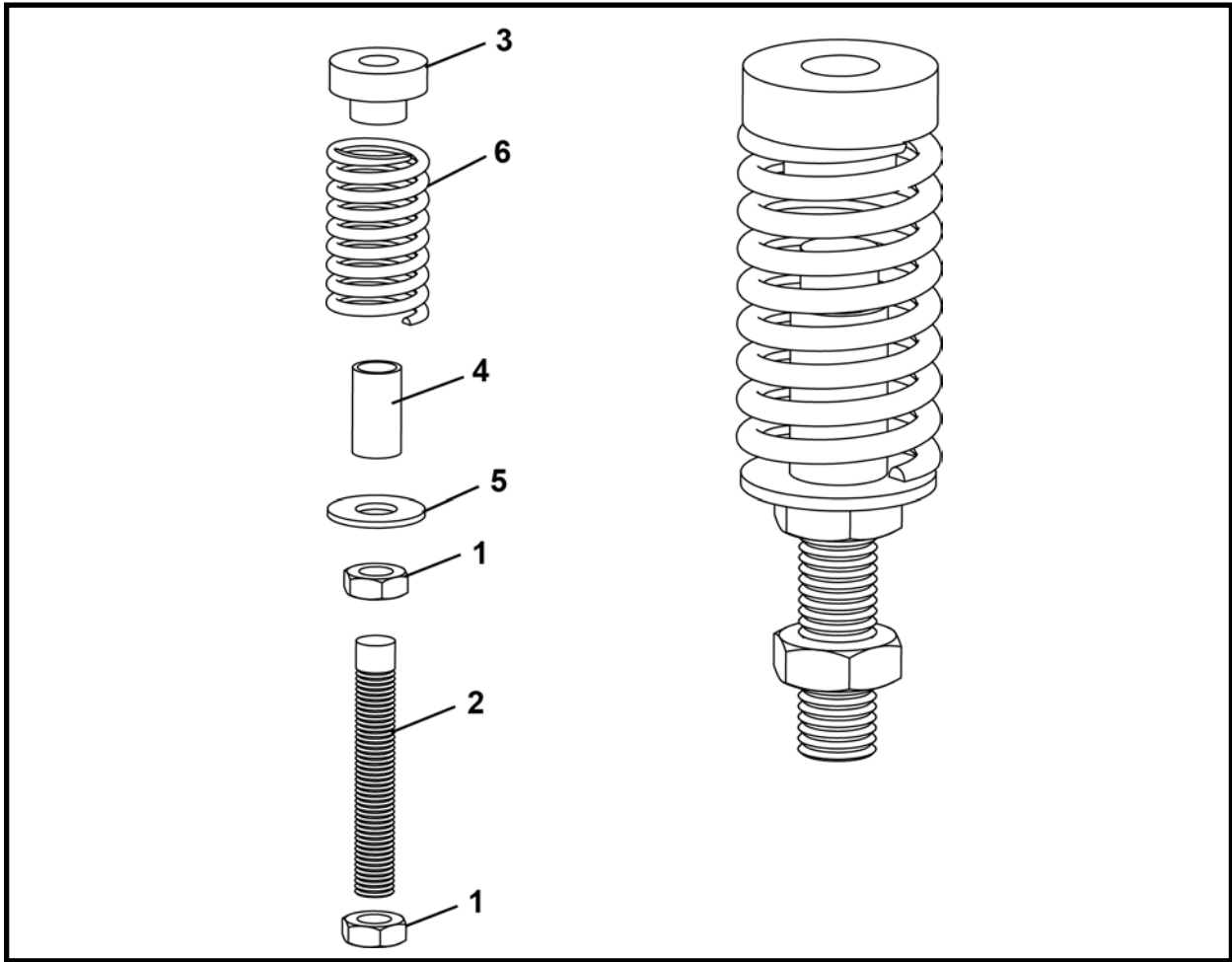
ITEM	QTY	PART NO.	DESCRIPTION
21	44	P0040-004	WASHER, Hardened Flat 1/4
22	10	P0076-024	RING, Snap Internal
23*	1	A42525A	ASSEMBLY, Pump Support
24*	1	P0125-164	ENGINE, Diesel 215 HP 2300 RPM
25**	1	P0303-421	PUMP, Double Gear
26	1	P0300-407	PLUG, 16MFOR-PLUG
27	1	P0125-164A	MOUNT, Pump
28*	1	040841A	ASSEMBLY, Pump
29	1	P0125-166	OIL COOLER
30	6	P0001-12-018	BOLT, 3/4 UNC x 4.5
31	6	P0040-012	WASHER, Hardened Flat 3/4
32	1	A48610A	TANK, Hydraulic 100 Gal.
33	8	P0001-08-004	BOLT, Hex 1/2 UNC x 1
34	8	P0040-008	WASHER, Hardened Flat 1/2
35	2	P0070-043	GROMMET, Rubber
36	12	P0001-06-003	BOLT, Hex 3/8 UNC x .75
37	4	P0013-06-000	NUT, Flexloc 3/8
38	24	P0040-006	WASHER, Hardened Flat 3/8
39	2	P0001-04-006	BOLT, Hex 1/4 UNC x 1.5
40	2	P0013-04-000	NUT, Nyloc 1/4
41	16	P0003-06-000	NUT, Hex 3/8
42***	1	040829A00	HYDRAULICS
43	2	A42563P	FITTING, Fuel Tank
44	1	P0125-164B	ELBOW, Rubber
45	1	P0125-164C	TUBE, Aluminum Intake
46	1	P0125-164D	HOSE, Rubber Hump
47	4	P0125-164E	CLAMP, T-Bolt
48	1	P0125-164F	STACK, Straight
49	1	P0125-164G	ELBOW, Aluminum 90°
50	1	P0300-760	FITTING, 02MP-04FP
51	1	P0300-175	FITTING, 02MP-02FP90
52	1	P0403-007	NIPPLE, 1/4 X 4
53	1	P0403-009	NIPPLE, 1/4 X 5
54	2	P0300-041	FITTING, 06MJ-06MB
55	27	P0201-281	HOSE, Fuel 5/16
56	21	P0201-312	LINE, Fuel 3/8
57	2	P0220-126	FITTING, 06G-06FJX
58	4	P0201-293	CLAMP, Radiator #2

* Refer to this section for parts information.

** Refer to section 9, Pumps for parts information.

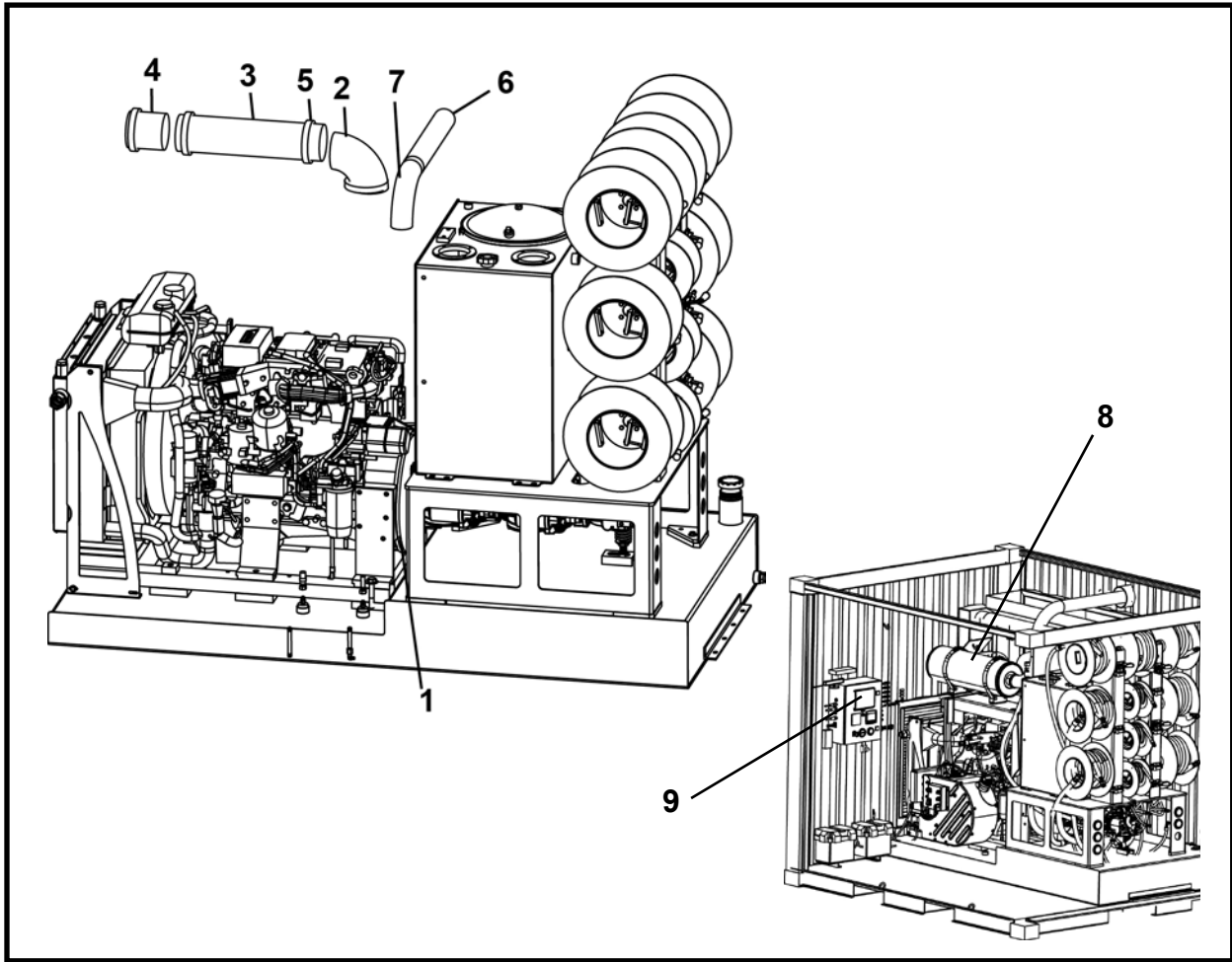
*** Refer to Section 6, Hydraulics for parts information.

PUMP SUPPORT ASSEMBLY, A42525A
SLS (Electric) / SLSD (Diesel) POWER PACKS



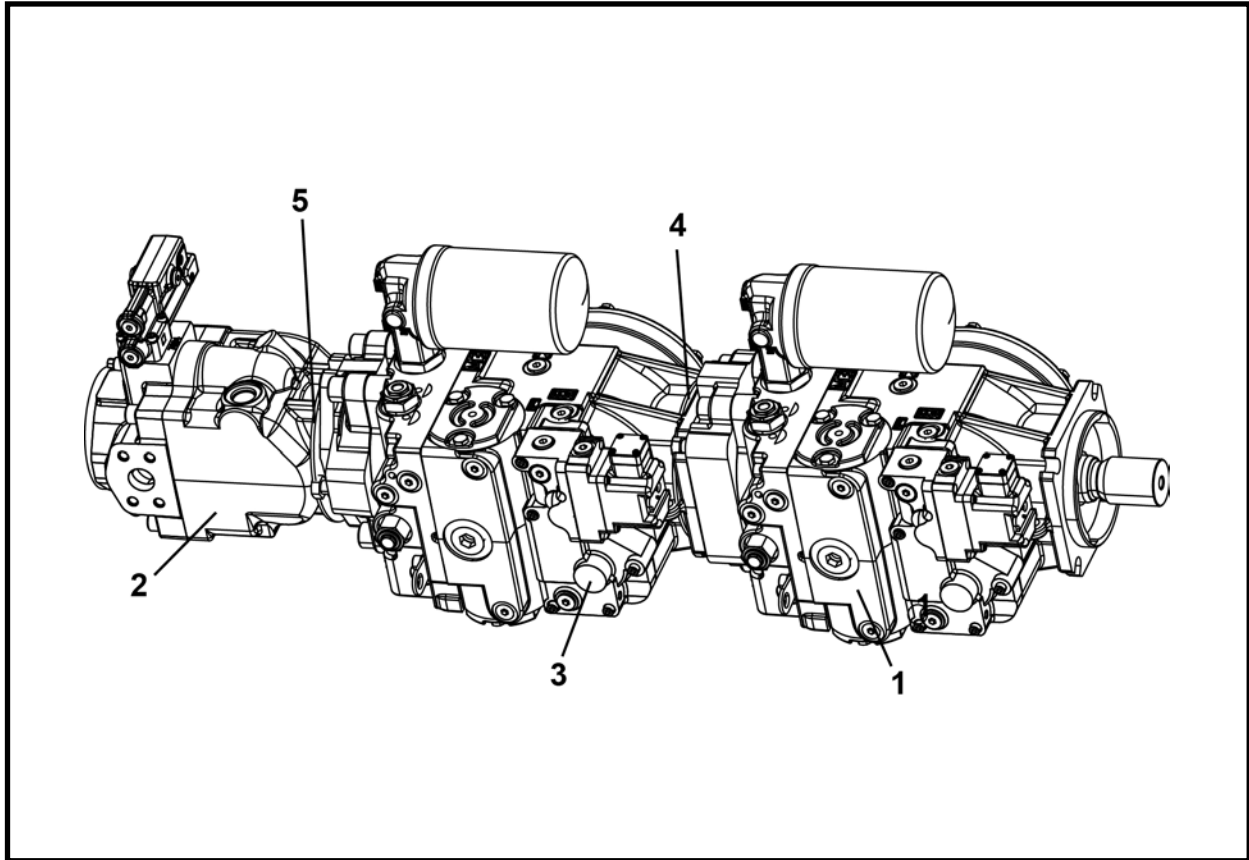
ITEM	QTY	PART NO.	DESCRIPTION
0	1	A42525A	PUMP SUPPORT ASSEMBLY
1	2	P0007-16-000	NUT, Jam 1
2	1	A42527P	SCREW, Adjustment
3	1	A42526P	CAP, Spring
4	1	A42529P	SLEEVE, Spring
5	1	P0040-016	WASHER, Hardened Flat 1
6	1	P0070-045	SPRING

**DIESEL ENGINE, 215 HP, 2300 RPM, P0125-164
SLSD (Diesel) POWER PACK**



ITEM	QTY	PART NO.	DESCRIPTION
0	1	P0125-164	ENGINE, Diesel 215 HP
1	1	P0125-164A	MOUNT, Pump
2	1	P0125-164B	ELBOW, Rubber
3	1	P0125-164C	TUBE, Aluminum Intake
4	1	P0125-164D	HOSE, Rubber Hump
5	4	P0125-164E	CLAMP, T-Bolt
6	1	P0125-164F	STACK, Straight
7	1	P0125-164G	ELBOW, Aluminum 90°
8	1	P0125-164H	BLANKET, SCR
9	1	P0125-164J	KIT, Engine Display

PUMP ASSEMBLY, 040841A
SLSD (Diesel) POWER PACK



ITEM	QTY	PART NO.	DESCRIPTION
0	1	040841A	PUMP ASSEMBLY
1*	1	P0303-412	PUMP, Front
2*	1	P0303-414	PUMP, Load Sense
3*	1	P0303-413	PUMP, Rear
4	1	P0303-413A	ORING
5	1	P0303-286B	ORING

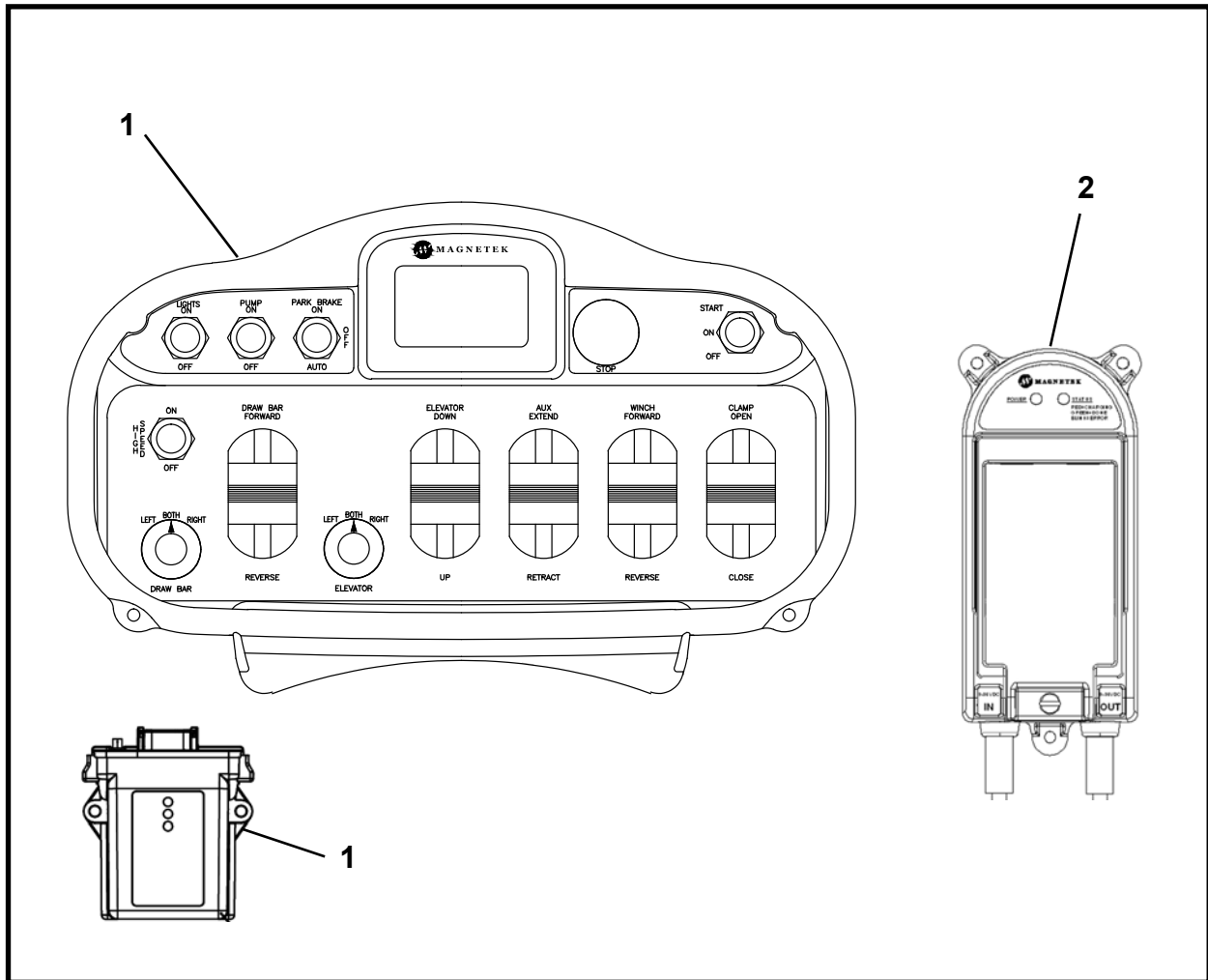
* Refer to section 9, Pumps for parts information.



Operator Controls

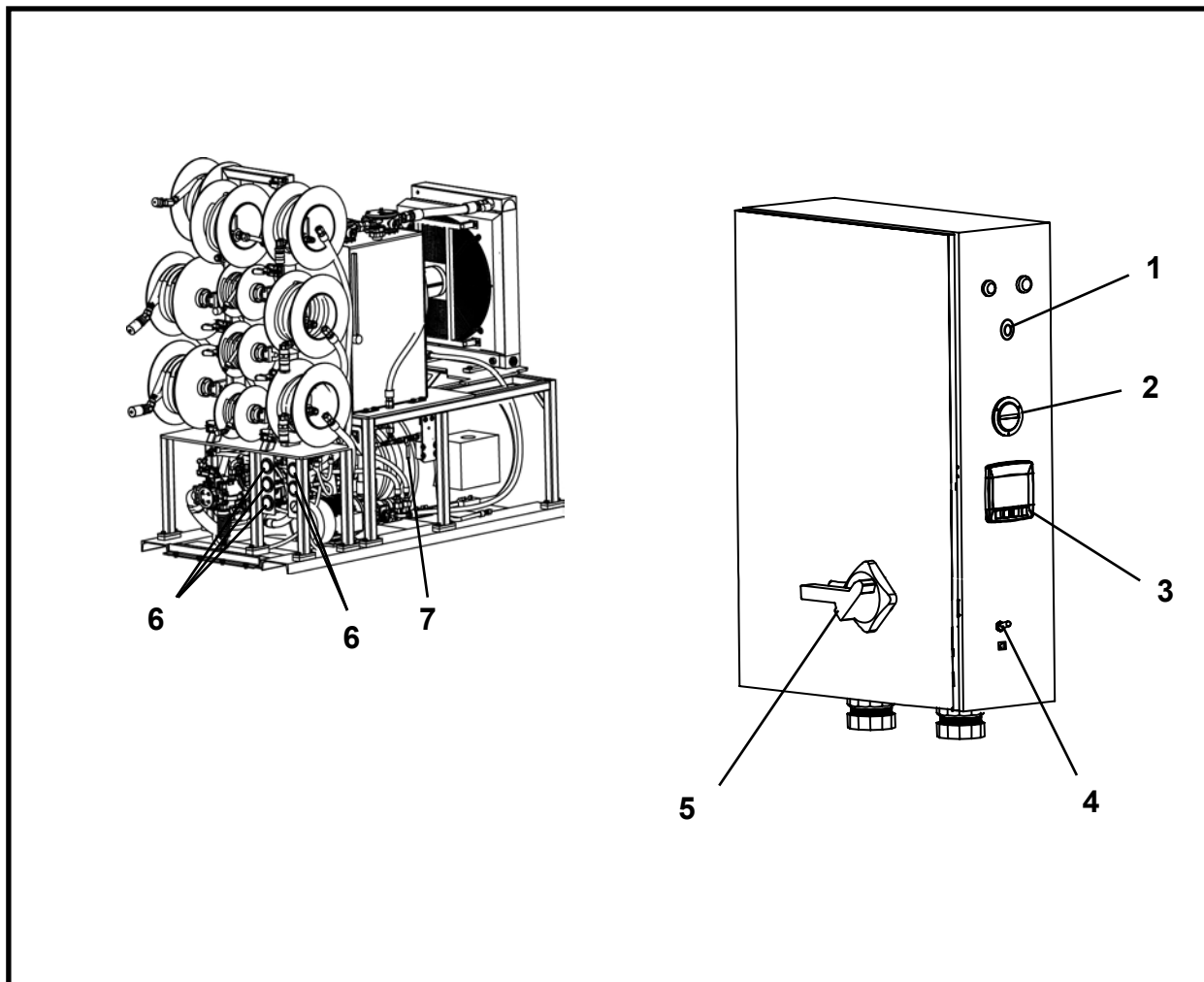
Sliplining Frame	
Wireless Remote Pendant & Battery Charger	2
Sliplining Power Pack	
SLS - Electric	
Operator Controls & Instruments	3
SLSD - Diesel	
Operator Controls & Instruments	4

**WIRELESS REMOTE PENDANT & BATTERY CHARGER
SLS 50/100 FRAME**



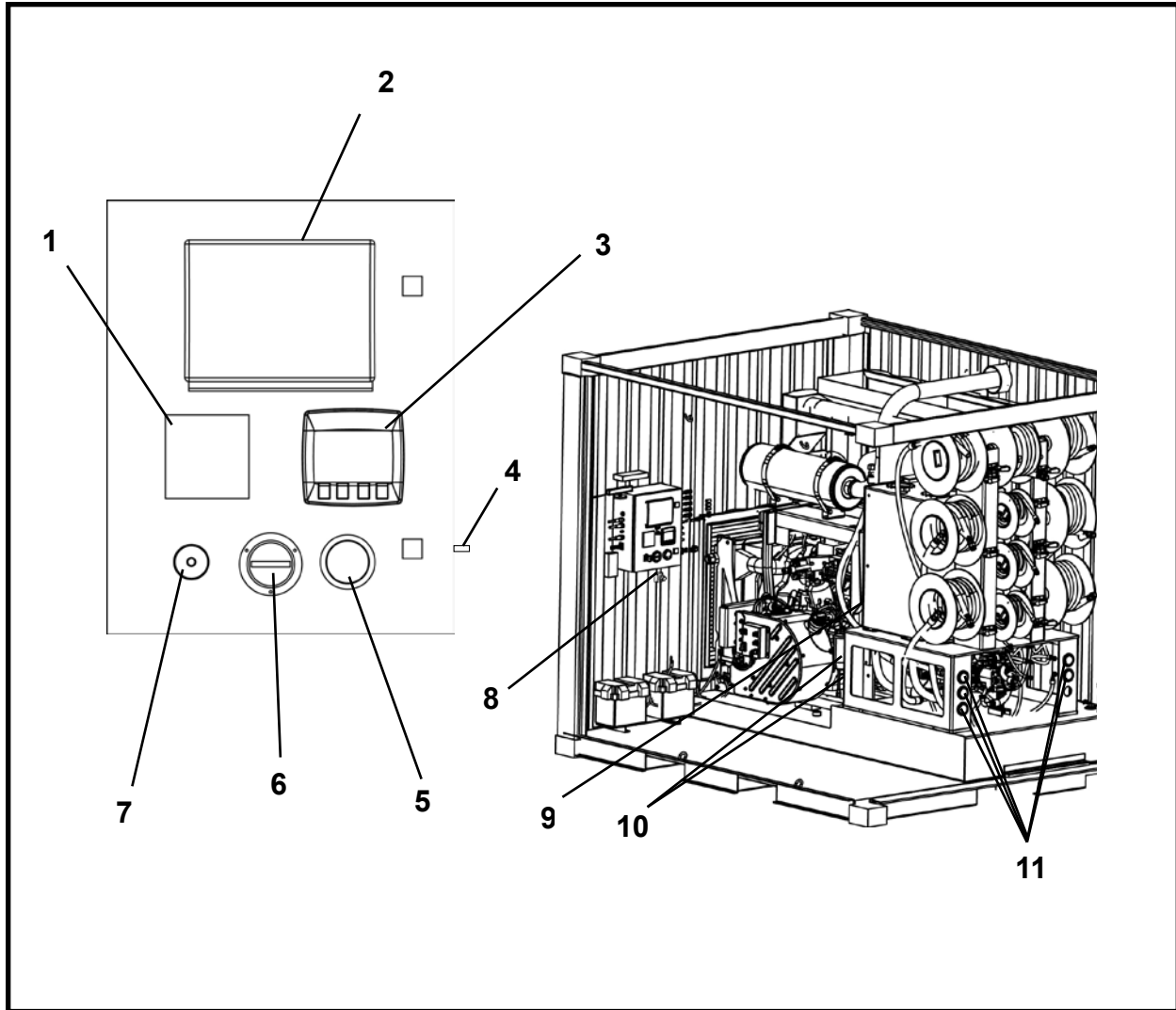
ITEM	QTY	PART NO.	DESCRIPTION
1	1	P0251-886	PENDANT, Wireless Remote (With Receiver)
2	1	P0064-128	CHARGER (NiMH Battery Charger) & TWO RECHARGEABLE BATTERY PACKS

OPERATOR CONTROLS & INSTRUMENTS
SLS (Electric) POWER PACK



ITEM	QTY	PART NO.	DESCRIPTION
1	1	P0310-420F	PUSHBUTTON, E-Stop
2	1	P0251-410	HOURMETER
3	1	S10049A	ASSEMBLY, Data Log Display
4	1	P0056-009	SWITCH, Toggle (Oil Transfer Pump)
5	1	P0251-430	HANDLE, Rotary (Main Power)
6	5	P0301-146	GAUGE, 6,000 PSI
7	1	P0302-185	VALVE, Ball 1/2

OPERATOR CONTROLS & INSTRUMENTS SLSD (Diesel) POWER PACK



ITEM	QTY	PART NO.	DESCRIPTION
1	1	P0250-295	DISPLAY, Tonnage Log
2	1	P0125-164J	DISPLAY, Engine
3	1	S10048A	ASSEMBLY, Data Log Display
4	1	P0056-009	SWITCH, Toggle (Oil Transfer Pump)
5	1	P0125-156	GAUGE, Fuel
6	1	P0251-410	HOURMETER
7	1	P0310-420F	PUSHBUTTON, E-Stop
8	1	P0064-028	SWITCH, Battery
9	1	P0302-185	VALVE, Ball 1/2
10	2	P0301-122	GAUGE, 600 PSI
10	5	P0301-146	GAUGE, 6,000 PSI



Electrical

Sliplining Frame

Frame Electrical Assembly, 040716A00	
SN F40700F-01	2
SN F40700F-02 & After	3
Electrical Schematic, 040737A00	
SN F40700F-01	5
SN F40700F-02 & After	6

Sliplining Power Packs

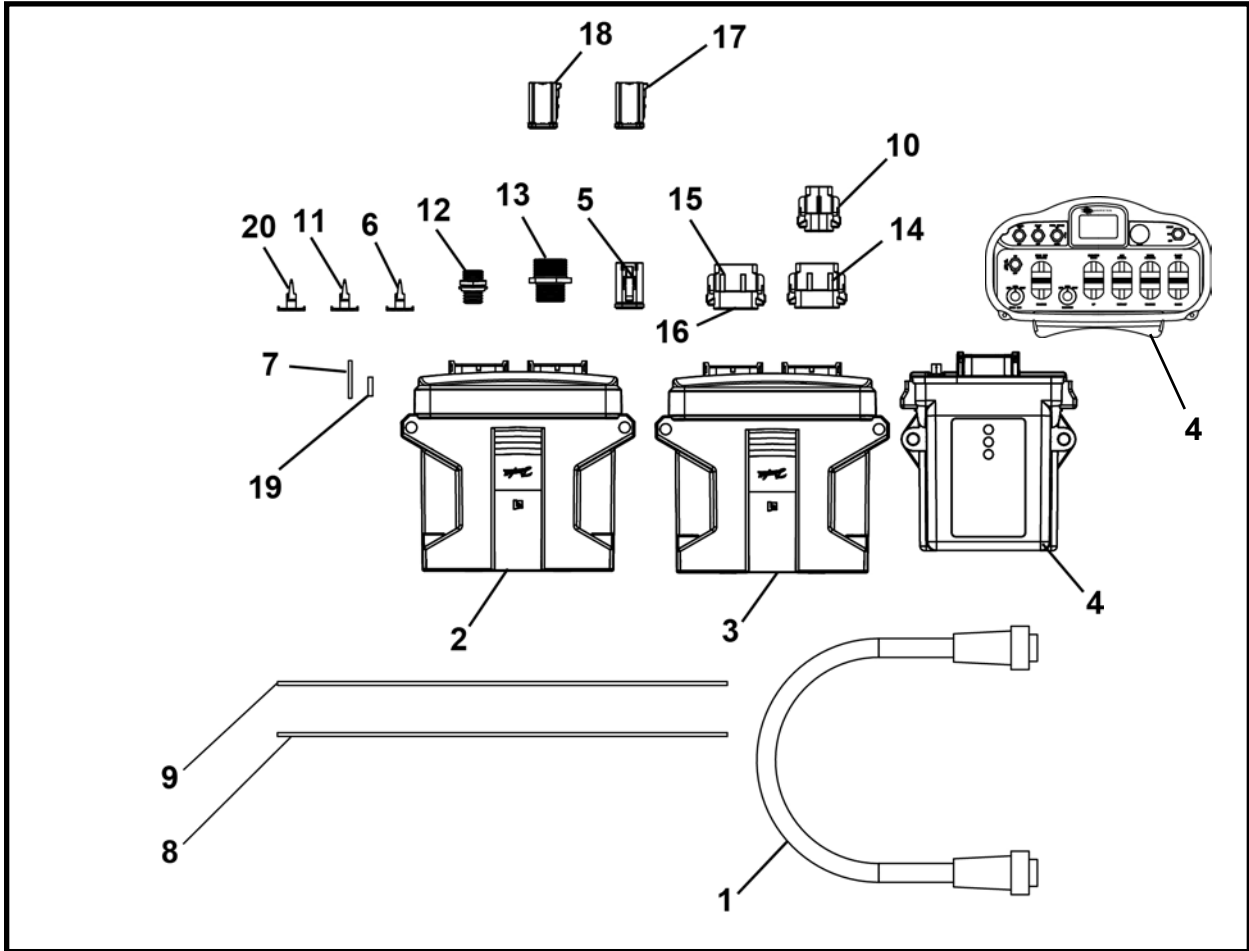
SLS - Electric

Electrical Assembly, 040717A00 (SN F40710F-01).....	8
Electrical Schematic, 040717A00.....	9
Electric Box Assembly, 040738A00.....	10
Electrical Assembly, 040857A00 (SN F40710F-02 & After).....	12
Electrical Schematic, 040857A00	13
Electric Box Assembly, 040861A.....	14

SLSD - Diesel

Electrical Assembly, 040797A00	16
Electrical Schematic, 040797A00	18
Electric Box Assembly, 040798A00	20

FRAME ELECTRICAL ASSEMBLY, 040716A00
SLS 50/100 FRAME (SN F40700F-01)

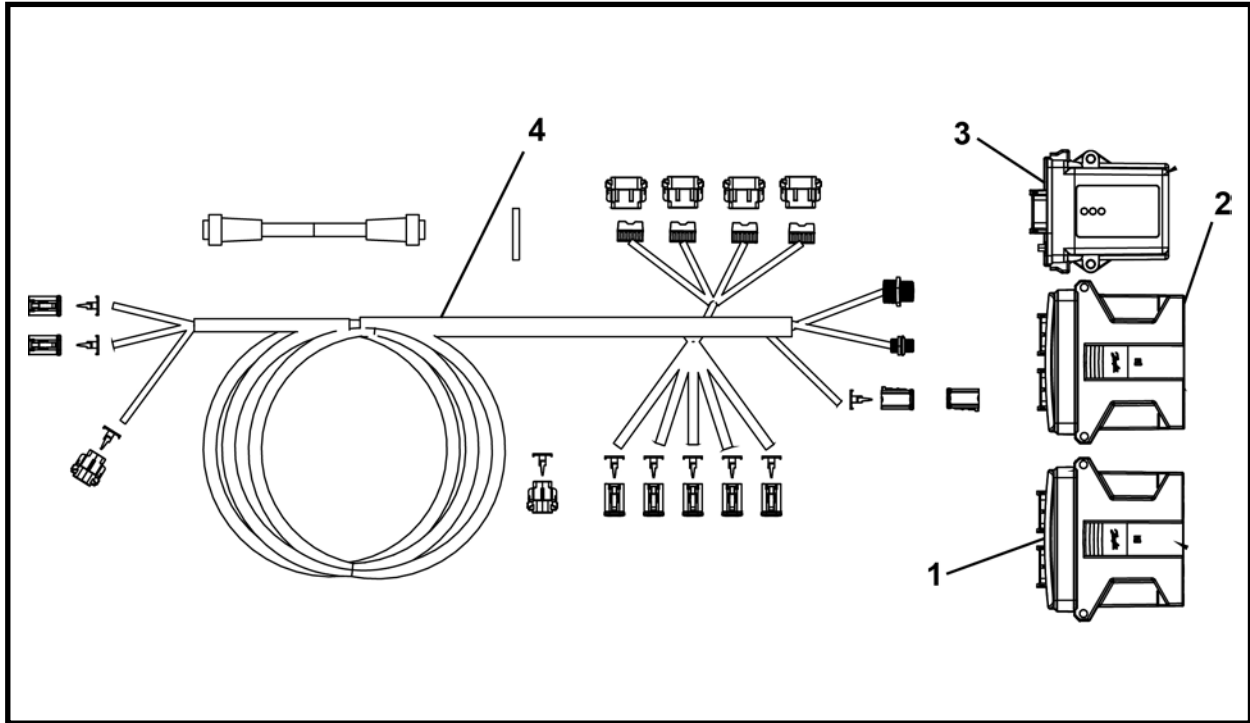


ITEM	QTY	PART NO.	DESCRIPTION
0	1	040716A00	FRAME ELECTRICAL ASSEMBLY
1	3	P0054-540	CABLE, 4 Pin M/F 22 GA Micro x 15 FT
2	1	P0251-881	MODULE
3	1	S10050A	ASSEMBLY, SLS Frame Controller
4	1	P0251-886	RECEIVER, Wireless (With Remote Pendant)
5	1	P0313-067	PLUG
6	1	P0313-067A	PLUG
7	76	P0313-008	SOCKET
8	240 LI	P0054-596G	18 GA BLUE
9	240 LI	P0054-596F	18 GA BROWN
10	2	P0313-124	PLUG
11	2	P0313-124A	PLUG
12	1	P0251-814	RECEPTACLE, Male
13	1	P0054-073A	RECEPTACLE, Mini Male
14	2	P0313-111	PLUG, A Key
15	2	P0313-112	PLUG, B Key
16	4	P0313-113	PLUG
17	1	P0313-121	RESISTOR, Termination
18	1	P0313-070	RECEPTACLE
19	2	P0313-007	PINS
20	1	P0313-070B	PLUG

LI - Linear Inch

Note: Refer to Wire Harness Schematic 040737A00, SN F40700F-01 in this section.

FRAME ELECTRICAL ASSEMBLY, 040716A00
SLS 50/100 FRAME (SN F40700F-02 & After)

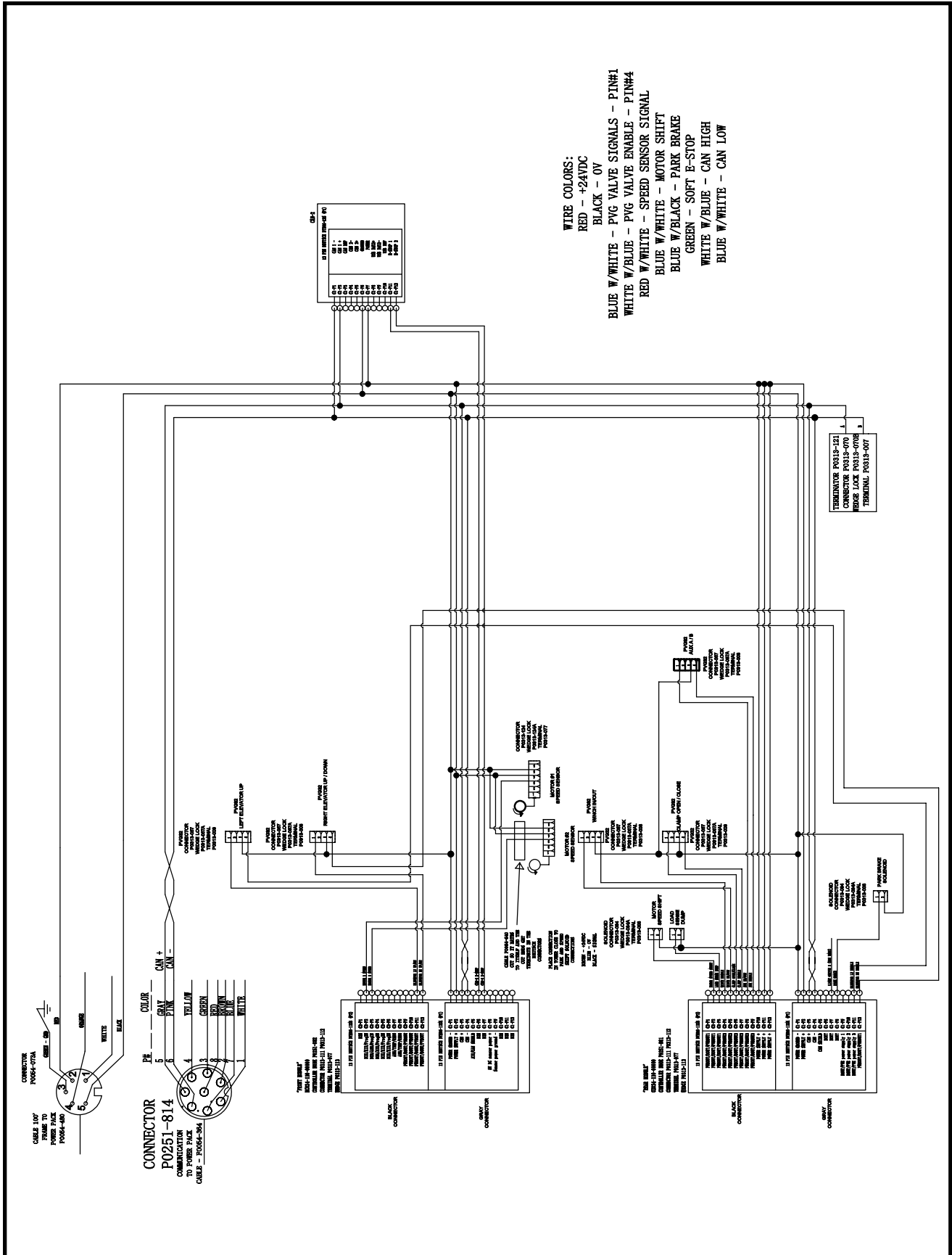


ITEM	QTY	PART NO.	DESCRIPTION
0	1	040716A00	FRAME ELECTRICAL ASSEMBLY
1	1	P0251-881	MODULE
2	1	S10050A	ASSEMBLY, SLS Frame Controller
3	1	P0251-886	PENDANT, Wireless Remote (With Receiver)
4*	1	040737A00	HARNES, Wire - SLS Frame

* Refer to wire harness schematic in this section.

NOTES

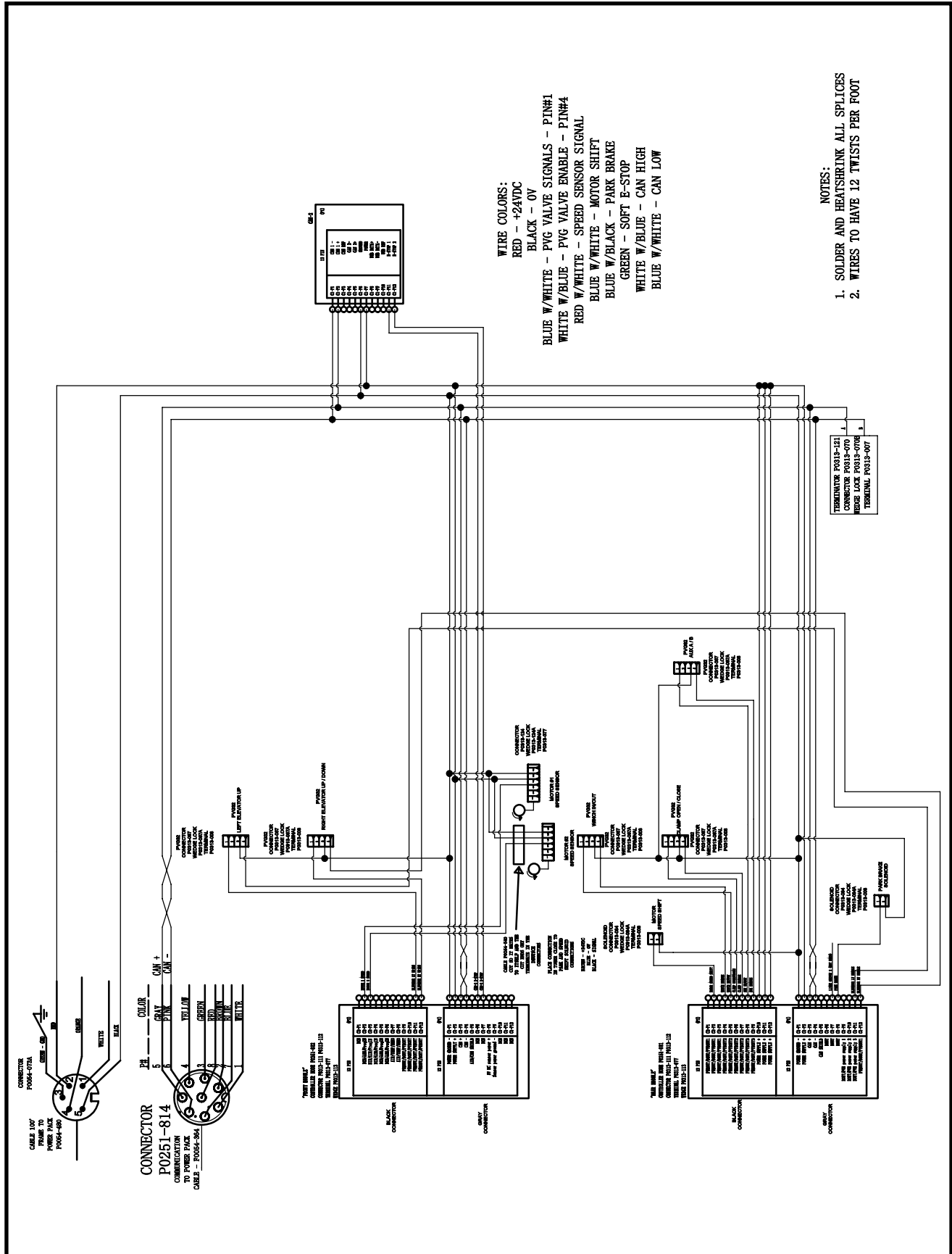
SLIPLINING FRAME ELECTRICAL WIRE HARNESS SCHEMATIC, 040737A00 SLS 50/100 FRAME (SN F40700F-01)



SLIPLINING FRAME ELECTRICAL WIRE HARNESS SCHEMATIC, 040737A00

Part 1 of 2

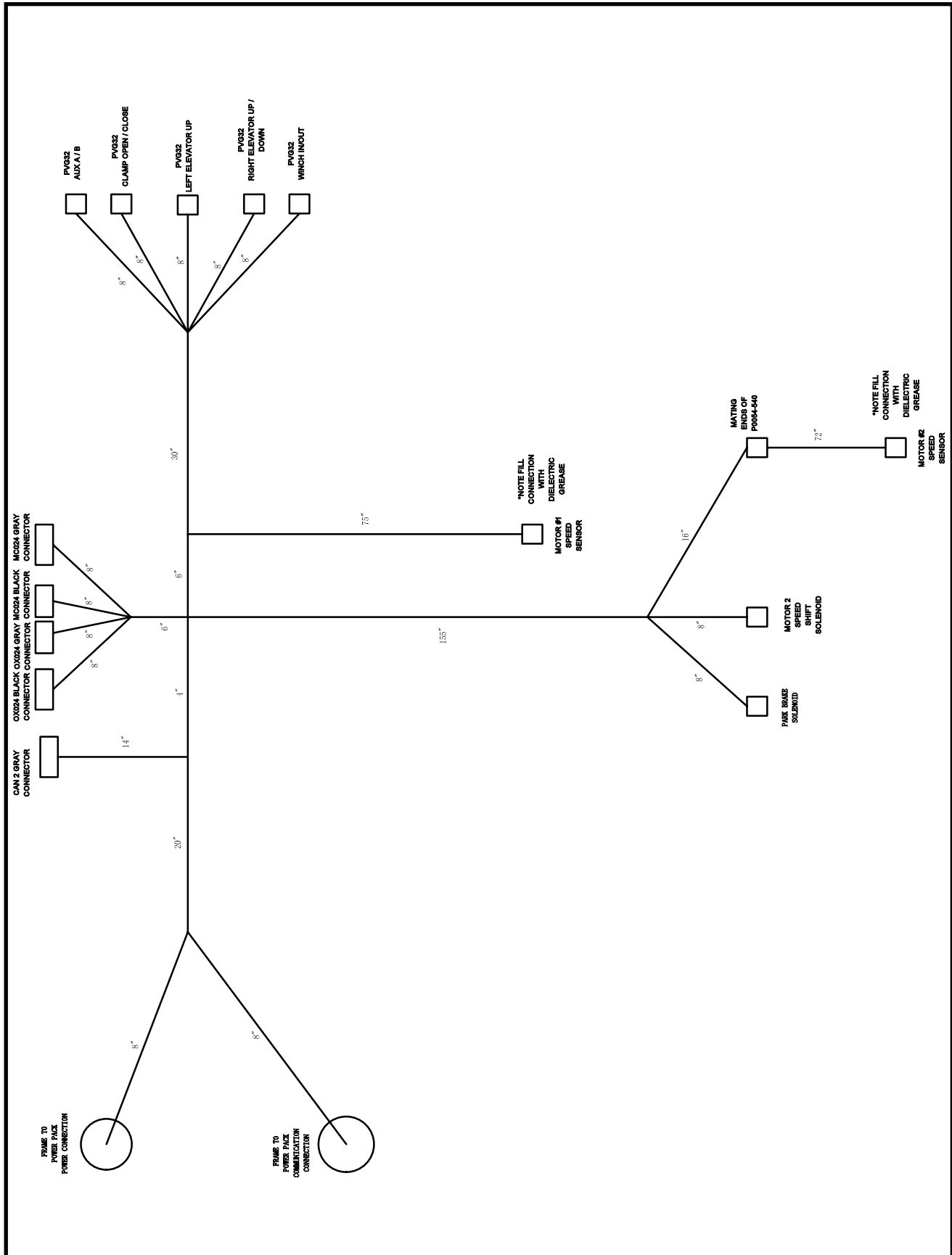
SLS 50/100 FRAME (SN F40700F-02 & After)



SLIPLINING FRAME ELECTRICAL SCHEMATIC, 040737A00

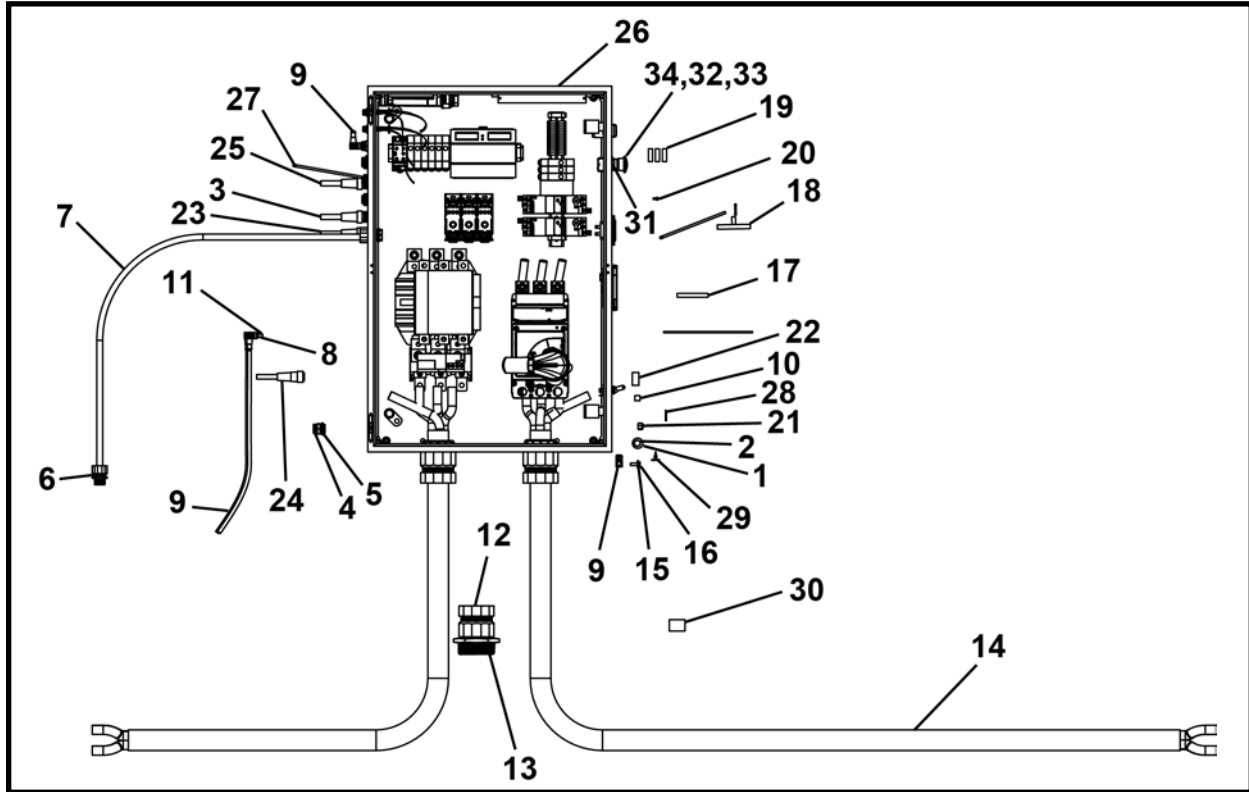
Part 2 of 2

SLS 50/100 FRAME (SN F40700F-02 & After)



POWER PACK ELECTRICAL ASSEMBLY, 040717A00

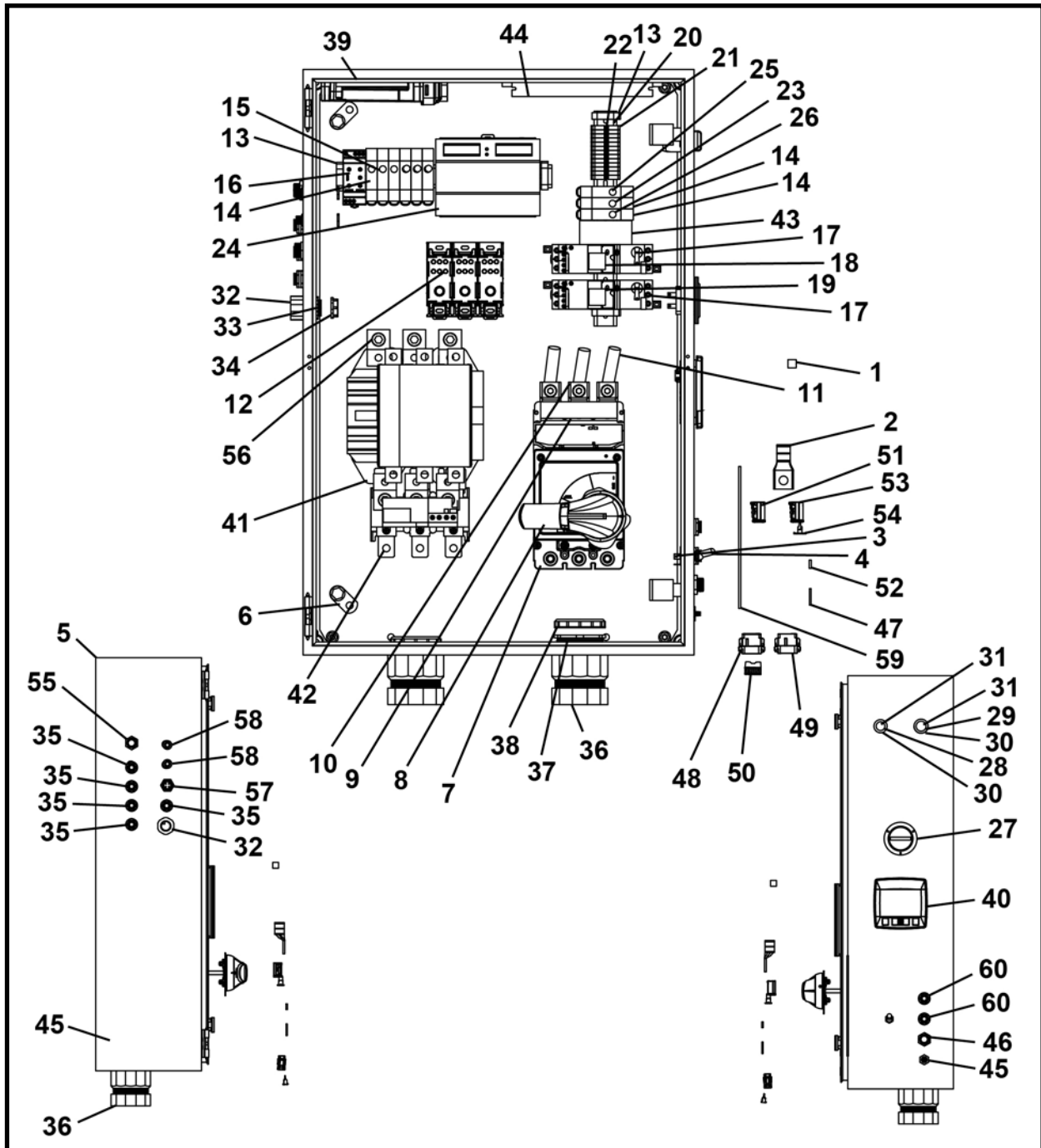
SLS (Electric) POWER PACK (SN F40710F-01)



ITEM	QTY	PART NO.	DESCRIPTION
0	1	040717A00	POWER PACK ELECTRICAL ASSEMBLY
1	12	P0040-006	WASHER, Hardened Flat 3/8
2	8	P0001-06-004	BOLT, Hex 3/8 UNC x 1
3	1	P0054-287	CABLE, 4 Pin 16 GA Mini M/F x 6 FT
4	1	P0054-286	RECEPTACLE, 4 Pin 16 GA Mini Male
5	1	P0311-018	NUT, Lock 1/2
6	1	P0311-150	CONNECTION, Cord 3/4
7	100 LI	P0054-009	CABLE, 14 GA. 4 CON 600V
8	1	P0251-885	SWITCH, Low Oil 5V
9	2	P0054-571	CABLE, 4 Pin 90 Deg M/F x 6 FT
10	3	P0054-540	CABLE, 4 Pin F/M Micro x 15 FT
11	1	P0251-884	SENSOR, Oil Temp
12	1	P0311-129	STRAIN RELIEF 2-1/2
13	1	P0311-144	BUSHING, Reducing 3 - 2-1/2
14	1320 LI	P0054-619	CABLE 4/0
15	4	P0040-004	WASHER, Hardened Flat 1/4
16	4	P0001-04-002	BOLT, Hex 1/4 UNC x .5
17	2	P0055-206-003	HEAT SHRINK 3/8 x 3
18	1	A09783A	ASSEMBLY, 24V LED Light
19	3	P0310-953	FUSE, Time Delay 5 AMP
20	14	P0020-83-022	SCREW, Truss Head 8-32 x .375
21	4	P0013-06A-000	NUT, Nyloc 3/8 UNC
22	3	P0251-883	PRESSURE TRANSDUCER
23	1	P0054-480	CABLE, 5 PIN 16 GA Mini M/F x 100 FT
24	1	F0054-364	CABLE, Ethernet 100 FT
25	1	P0054-167A	CABLE, 2 Pin 16 GA Mini Male x 25 FT
26*	1	040738A00	ELECTRIC BOX
27	1	P0054-347	CABLE, 2 Pin 22 GA Micro M/F x 12 FT
28	12	P0313-008	SOCKET #16
29	3	P0313-067A	PLUG, 4 Way
30	1	P0064-128	CHARGER & BATTERY PACK
31	2	P0251-563	MODULE, LED - White
32	2	P0056-131F	LATCH
33	1	P0056-122F	CONTACTOR
34	1	P0310-420F	PUSHBUTTON, E-Stop

* Refer to this section for parts information. ** Not Shown LI - Linear Inch

ELECTRIC BOX ASSEMBLY, 040738A00
SLS (Electric) POWER PACK (SN F40710F-01)



ITEM	QTY	PART NO.	DESCRIPTION
0	1	040738A00	ELECTRIC BOX ASSEMBLY
1	4	P0055-211	LUG, Compression
2	3	P0054-509	CONNECTOR
3	2	P0056-009	SWITCH, Toggle
4	2	P0056-010	BOOT, Toggle Switch
5	1	P0251-894	ENCLOSURE
6	2	P0311-036	CLAMP, Ground
7	1	P0251-595	BREAKER, 200HP, 350-3 AMP
8	1	P0251-430	HANDLE, Rotary
9	1	P0251-595B	SHIELD, Term

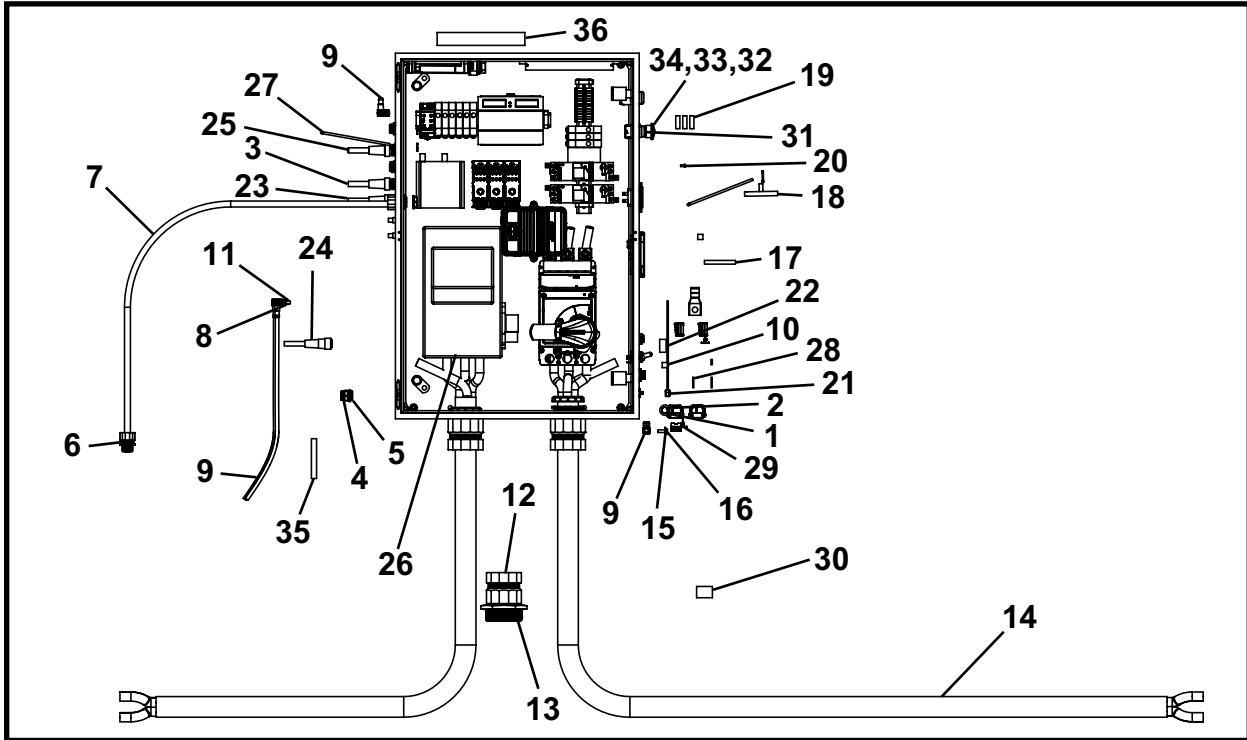
(Continued on next page)

ELECTRIC BOX ASSEMBLY, 040738A00
SLS (Electric) POWER PACK (SN F40710F-01)

ITEM	QTY	PART NO.	DESCRIPTION
10	1	P0251-595A	Terminal
11	80 LI	P0054-261	WIRE, Motor Lead
12	3	P0251-441	POWER DISTRIBUTION BLOCK
13	4	P0310-571	HOLDER, Fuse
14	9	P0310-473B	HOLDER, Fuse
15	3	P0310-954	FUSE, Time Delay 1.4 Amp
16	1	P0251-878	MONITOR, Phase
17	2	P0251-690	POWER BASE, Motor Starter
18	1	P0251-689	UNIT, Standard Control
19	1	P0251-476	UNIT, Standard Control
20	2	P0310-503-024	RAIL, DIN Mounting x 24
21	13	P0310-500	BLOCK, Terminal DIN rail
22	13	P0310-573	JUMPER, Terminal Strip
23	1	P0251-386	FUSE, 20 Amp
24	1	P0251-442	POWER SUPPLY, 24V 480W
25	1	P0310-471	FUSE, 15 Amp Time Delay
26	1	P0251-401	FUSE
27	1	P0251-410	HOUR METER
28	1	P0251-439	LIGHT, Green Indicator
29	1	P0056-129F	LIGHT, Red Pilot
30	2	P0056-131F	LATCH, Mounting
31	2	P0251-563	LIGHT, Pilot White LED
32	1	P0311-150	CONNECTOR, Cord Straight 3/4
33	1	P0311-019	NUT, Lock 3/4
34	1	P0311-033	BUSHING, Insulating 3/4
35	5	P0054-574	RECEPTACLE, Micro 4C 18G x 4 FT
36	2	P0311-129	STRAIN RELIEF 2-1/2
37	2	P0311-129A	NUT, Lock
38	2	P0311-129B	BUSHING, Insulation
39	1	S10047A	ASSEMBLY, Controller
40	1	S10049A	ASSEMBLY, Data Log Display
41	1	P0251-893	CONTACTOR 200 HP 24VDC
42	1	P0251-788	RELAY, Overload 200 HP
43	1	P0251-787	CONTACTOR
44	1	P0250-240	CONVERTOR, Single Output
45	1	P0251-813	RECEPTACLE, Female
46	1	P0054-073B	RECEPTACLE, Mini 5 C 16 GA x 3 FT
47	50	P0313-008	SOCKET #16
48	3	P0313-111	PLUG, A Key
49	1	P0313-112	PLUG, B Key
50	4	P0313-113	PLUG
51	1	P0313-121	RESISTOR, Can Termination
52	1	P0313-007	PIN
53	1	P0313-070	RECEPTACLE
54	1	P0313-070B	PLUG
55	1	P0313-044	RECEPTACLE, Two Pin
56	6	P0251-792	LUG
57	1	P0313-049	RECEPTACLE, Female
58	2	P0054-073	RECEPTACLE, Micro 5 C 22 GA x 12 in.
59	72 LI	P0054-008	WIRE, Standard 12 GA.
60	2	P0054-402	RECEPTACLE, Micro 2 C 18 GA x 3 FT

LI - Linear Inch

POWER PACK ELECTRICAL ASSEMBLY, 040857A00
SLS (Electric) POWER PACK (SN F40710F-02 & AFTER)

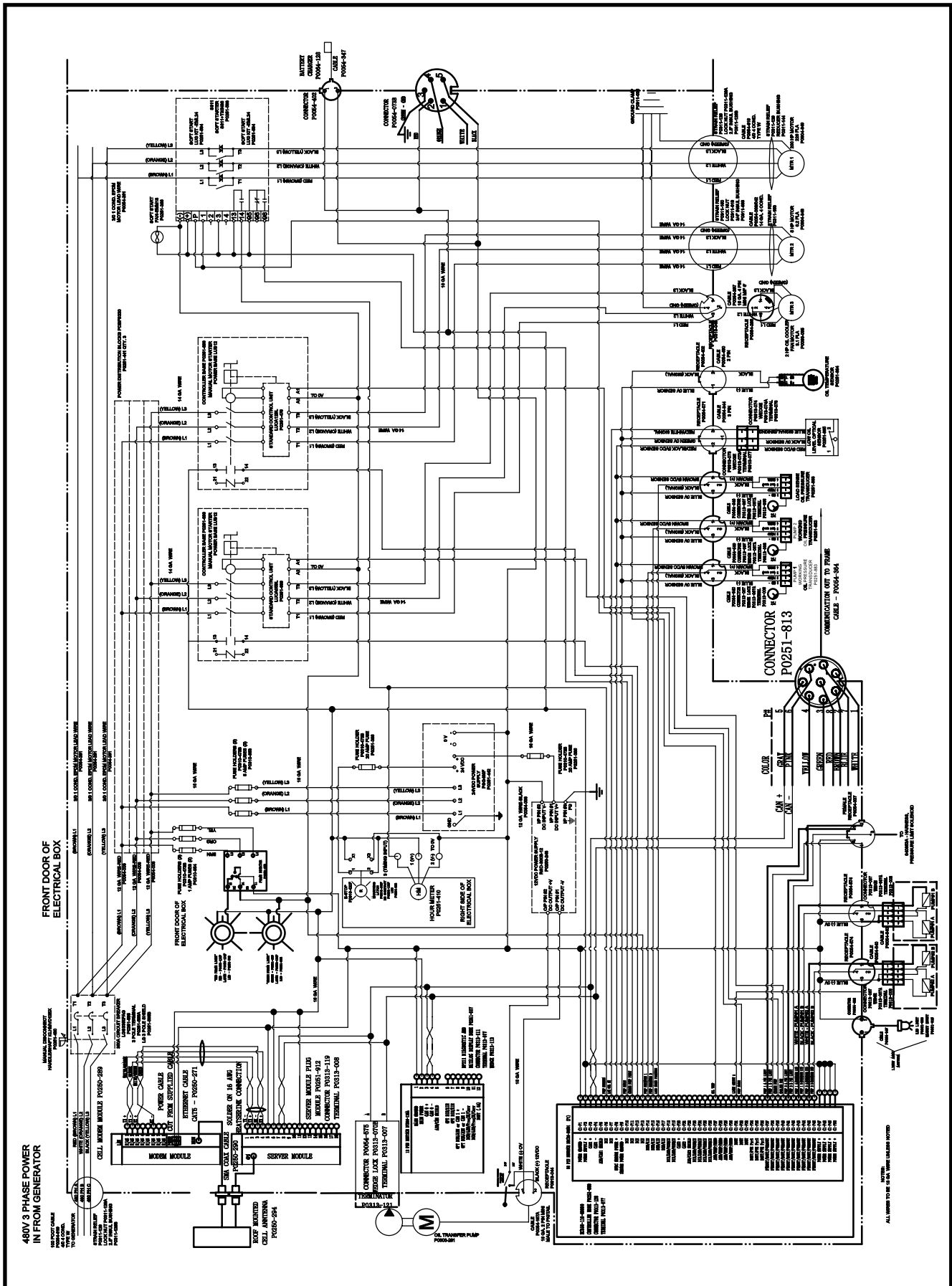


ITEM	QTY	PART NO.	DESCRIPTION
0	1	040857A00	POWER PACK ELECTRICAL ASSEMBLY
1	12	P0040-006	WASHER, Hardened Flat 3/8
2	8	P0001-06-004	BOLT, Hex 3/8 UNC x 1
3	1	P0054-287	CABLE, 4 Pin 16 GA Mini M/F x 6 FT
4	1	P0054-286	RECEPTACLE, 4 Pin 16 GA Mini Male
5	1	P0311-018	NUT, Lock 1/2
6	1	P0311-150	CONNECTION, Cord 3/4
7	100 LI	P0054-009	CABLE, 14 GA. 4 CON 600V
8	1	P0251-885	SWITCH, Low Oil 5V
9	2	P0054-571	CABLE, 4 Pin 90 Deg M/F x 6 FT
10	3	P0054-540	CABLE, 4 Pin F/M Micro x 15 FT
11	1	P0251-884	SENSOR, Oil Temp
12	1	P0311-129	STRAIN RELIEF 2-1/2
13	1	P0311-144	BUSHING, Reducing 3 - 2-1/2
14	1320 LI	P0054-619	CABLE 4/0
15	4	P0040-004	WASHER, Hardened Flat 1/4
16	4	P0001-04-002	BOLT, Hex 1/4 UNC x .5
17	2	P0055-206-003	HEAT SHRINK 3/8 x 3
18	1	A09783A	ASSEMBLY, 24V LED Light
19	3	P0310-953	FUSE, Time Delay 5 AMP
20	14	P0020-83-022	SCREW, Truss Head 8-32 x .375
21	4	P0013-06A-000	NUT, Nyloc 3/8 UNC
22	3	P0251-883	PRESSURE TRANSDUCER
23	1	P0054-480	CABLE, 5 PIN 16 GA Mini M/F x 100 FT
24	1	F0054-364	CABLE, Ethernet 100 FT
25	1	P0054-167A	CABLE, 2 Pin 16 GA Mini Male x 25 FT
26*	1	040861A	ELECTRIC BOX
27	1	P0054-347	CABLE, 2 Pin 22 GA Micro M/F x 12 FT
28	12	P0313-008	SOCKET #16
29	3	P0313-067A	PLUG, 4 Way
30	1	P0064-128	CHARGER & BATTERY PACK
31	2	P0251-563	MODULE, LED - White
32	2	P0056-131F	LATCH
33	1	P0056-122F	CONTACTOR
34	1	P0310-420F	PUSHBUTTON, E-Stop
35	1	040853A00	HARNESS, Pressure Limit
36	1	P0250-294	ANTENNA, 3 BAND-GPS

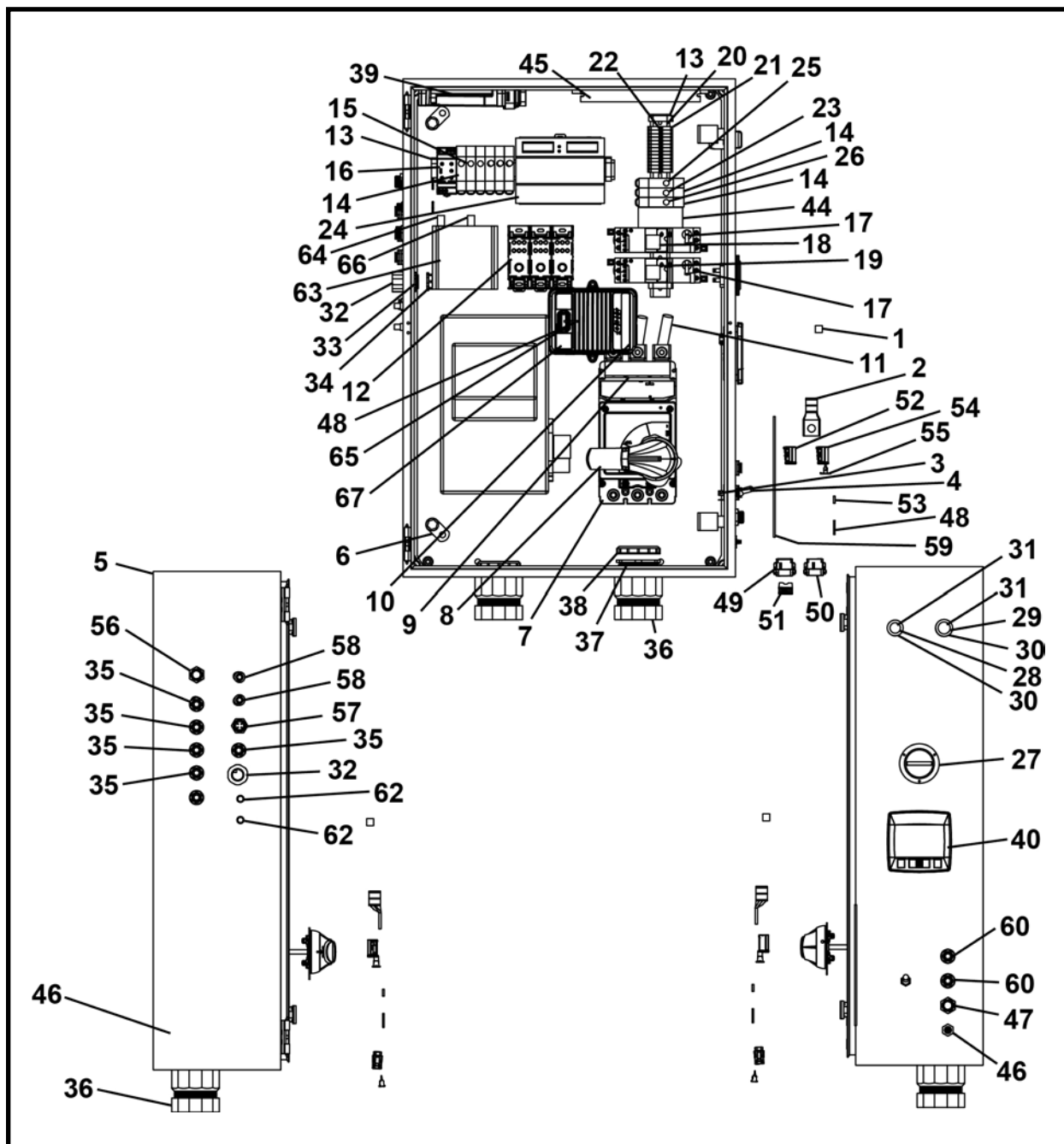
* Refer to this section for parts information. ** Not Shown LI - Linear Inch

POWER PACK ELECTRICAL SCHEMATIC, 040857A00

SLS (Electric) POWER PACK (SN F40710F-02 & AFTER)



ELECTRIC BOX ASSEMBLY, 040861A
SLS (Electric) POWER PACK (SN F40710F-02 & AFTER)



ITEM	QTY	PART NO.	DESCRIPTION
0	1	040861A	ELECTRIC BOX ASSEMBLY
1	4	P0055-211	LUG, Compression
2	3	P0054-509	CONNECTOR
3	2	P0056-009	SWITCH, Toggle
4	2	P0056-010	BOOT, Toggle Switch
5	1	P0251-894	ENCLOSURE
6	2	P0311-036	CLAMP, Ground
7	1	P0251-595	BREAKER, 200HP, 350-3 AMP
8	1	P0251-430	HANDLE, Rotary
9	1	P0251-595B	SHIELD, Term
10	1	P0251-595A	TERMINAL
11	80 LI	P0054-261	WIRE, Motor Lead
12	3	P0251-441	POWER DISTRIBUTION BLOCK

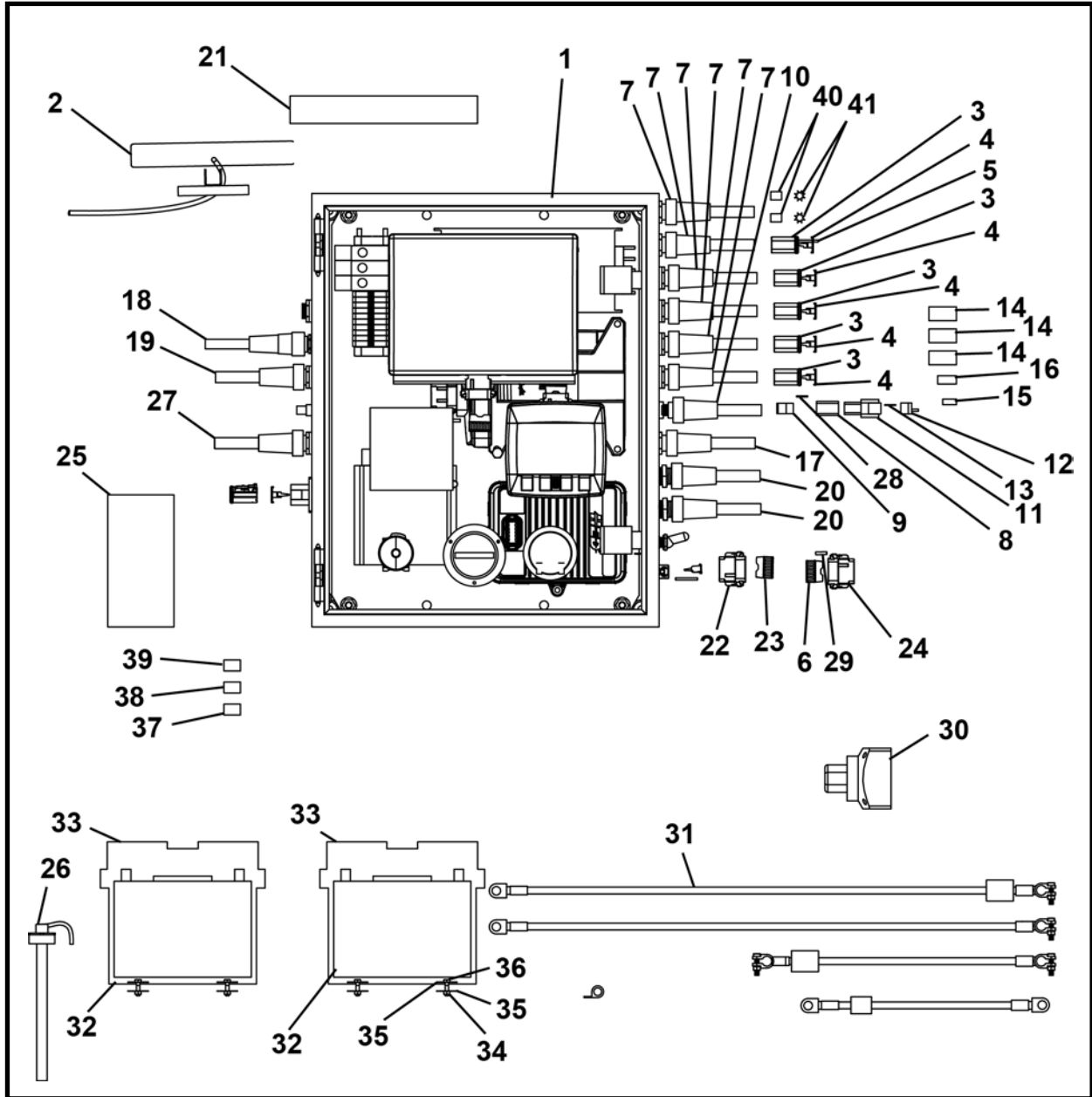
(Continued on next page)

ELECTRIC BOX ASSEMBLY, 040861A
SLS (Electric) POWER PACK (SN F40710F-02 & AFTER)

ITEM	QTY	PART NO.	DESCRIPTION
13	4	P0310-571	HOLDER, Fuse
14	9	P0310-473B	HOLDER, Fuse
15	3	P0310-954	FUSE, Time Delay 1.4 Amp
16	1	P0251-878	MONITOR, Phase
17	2	P0251-690	POWER BASE, Motor Starter
18	1	P0251-689	UNIT, Standard Control
19	1	P0251-476	UNIT, Standard Control
20	24 LI	P0310-503	RAIL, DIN Mounting x 24
21	13	P0310-500	BLOCK, Terminal DIN rail
22	13	P0310-573	JUMPER, Terminal Strip
23	1	P0251-386	FUSE, 20 Amp
24	1	P0251-442	POWER SUPPLY, 24V 480W
25	1	P0310-471	FUSE, 15 Amp Time Delay
26	1	P0251-401	FUSE
27	1	P0251-410	HOUR METER
28	1	P0251-439	LIGHT, Green Indicator
29	1	P0056-129F	LIGHT, Red Pilot
30	2	P0056-131F	LATCH, Mounting
31	2	P0251-563	LIGHT, Pilot White LED
32	1	P0311-150	CONNECTOR, Cord Straight 3/4
33	1	P0311-019	NUT, Lock 3/4
34	1	P0311-033	BUSHING, Insulating 3/4
35	5	P0054-574	RECEPTACLE, Micro 4C 18G x 4 FT
36	2	P0311-129	STRAIN RELIEF 2-1/2
37	2	P0311-129A	NUT, Lock
38	2	P0311-129B	BUSHING, Insulation
39	1	S10047A	ASSEMBLY, Controller
40	1	S10049A	ASSEMBLY, Data Log Display
41	1	P0251-593	SOFT START, 200 HP
42	1	P0251-366	FAN, Cooling
43	2	P0251-594	LUGS, Line/Load
44	1	P0251-787	CONTACTOR
45	1	P0250-240	CONVERTOR, Single Output
46	1	P0251-813	RECEPTACLE, Female
47	1	P0054-073B	RECEPTACLE, Mini 5 C 16 GA x 3 FT'
48	69	P0313-008	SOCKET #16
49	3	P0313-111	PLUG, A Key
50	1	P0313-112	PLUG, B Key
51	4	P0313-113	PLUG
52	1	P0313-121	RESISTOR, Can Termination
53	1	P0313-007	PIN
54	2	P0313-070	RECEPTACLE
55	1	P0313-070B	PLUG
56	1	P0313-044	RECEPTACLE, Two Pin
57	1	P0313-049	RECEPTACLE, Female
58	2	P0054-073	RECEPTACLE, Micro Male 5 C 22 GA x 12 in.
59	72 LI	P0054-008	WIRE, Standard 12 GA.
60	2	P0054-402	RECEPTACLE, Micro 2 C 18 GA x 3 FT
61	1	P0054-337	RECEPTACLE, Micro Female 5 C 22 GA x 12 in.
62	2	P0250-290	CABLE, SMA Coax Antenna Ext
63	1	P0250-289	CRADLE POINT, 1-Year Net Cloud
64	1	P0251-172C	CONNECTOR, RJ45 CAT6
65	1	P0313-119	CONNECTOR, DT 18 Soc
66	1	P0054-686	CABLE, Cradle Point
67	1	S10065A	ASSEMBLY, WIFI Controller

LI - Linear Inch

POWER PACK ELECTRICAL ASSEMBLY, 040797A00
SLSD (Diesel) POWER PACK



ITEM	QTY	PART NO.	DESCRIPTION
0	1	040797A00	POWER PACK ELECTRICAL - SLSD
1*	1	040798A00	ELECTRICAL BOX ASSEMBLY
2	1	A09783A	ASSEMBLY, 24V LED Light
3	5	P0313-067	PLUG, 4 Way
4	3	P0313-067A	PLUG, 4 Way
5	28	P0313-008	SOCKET #16
6	1	P0313-066A	RECEPTACLE, 8 Way
7	5	P0054-540	CABLE, 4 Pin F/M Micro x 15 FT
8	1	P0313-073	PLUG DTM 3 AY
9	1	P0313-073A	PLUG, 3 Way
10	1	P0054-344	CABLE, 3 Pin M/F Micro x 10 FT
11	1	P0313-074	RECEPTACLE, 3 Way
12	1	P0313-074A	RECEPTACLE, 3 Way
13	3	P0313-078	PIN #20

(Continued on next page)

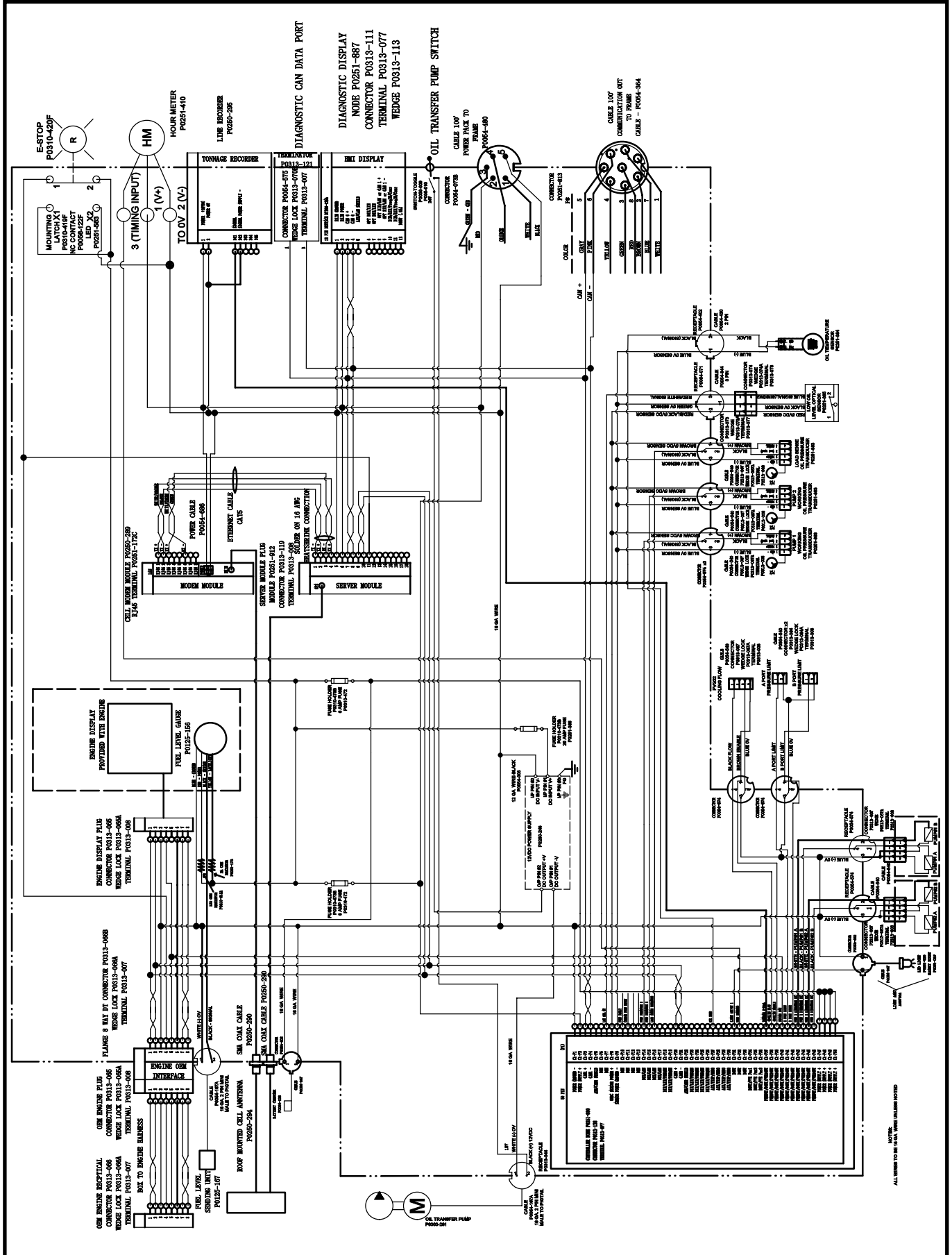
POWER PACK ELECTRICAL ASSEMBLY, 040797A00
SLSD (Diesel) POWER PACK

ITEM	QTY	PART NO.	DESCRIPTION
14	3	P0251-883	PRESSURE TRANSDUCER
15	1	P0251-885	SWITCH, Low Oil 5V
16	1	P0251-884	SENSOR, Oil Temp
17	1	P0054-430	PIG 2 Pin 22 GA Micro Female x 15 FT
18	1	F0054-364	CABLE, Ethernet 100 FT
19	1	P0054-480	CABLE, 5 Pin M/F 16G Mini x 100 FT
20	2	P0054-167A	PIG 2 Pin 16 GA Mini, Male x 25 FT
21	1	P0250-294	ANTENNA, 3 Band-GPS
22	1	P0313-065	PLUG, 8 Way
23	1	P0313-065A	PLUG, 8 Way
24	1	P0313-066	RECEPTACLE, 8 Way
25	1	P0064-128	CHARGER & BATTERY PACK
26	1	P0125-167	SENDING UNIT, Fuel
27	1	P0054-347	CABLE, 2 Pin 22G M/F Micro x 12 FT
28	3	P0313-077	SOCKET #20
29	18	P0313-007	PINS #16
30	1	P0064-028	SWITCH, Battery
31	1	040842A	CABLES, Battery
32	2	P0064-019	BATTERY
33	2	P0064-127	CASE, Battery
34	8	P0003-04-000	NUT, Hex 1/4 UNC
35	16	P0042-013	WASHER, Hardened Fender 1/4 x 9/32 x 1-1/2
36	8	P0001-04-004	BOLT, Hex 1/4 UNC x 1
37	2	P0313-133	TERMINAL, Connector
38	1	P0313-132	SEAL, Connector
39	1	P0313-127	CONNECTOR, Temp Sensor
40	2	P0313-084	SPADE, 2 Pin
41	2	P0313-084A	SPADE, Wedge

* Refer to this section for parts information.

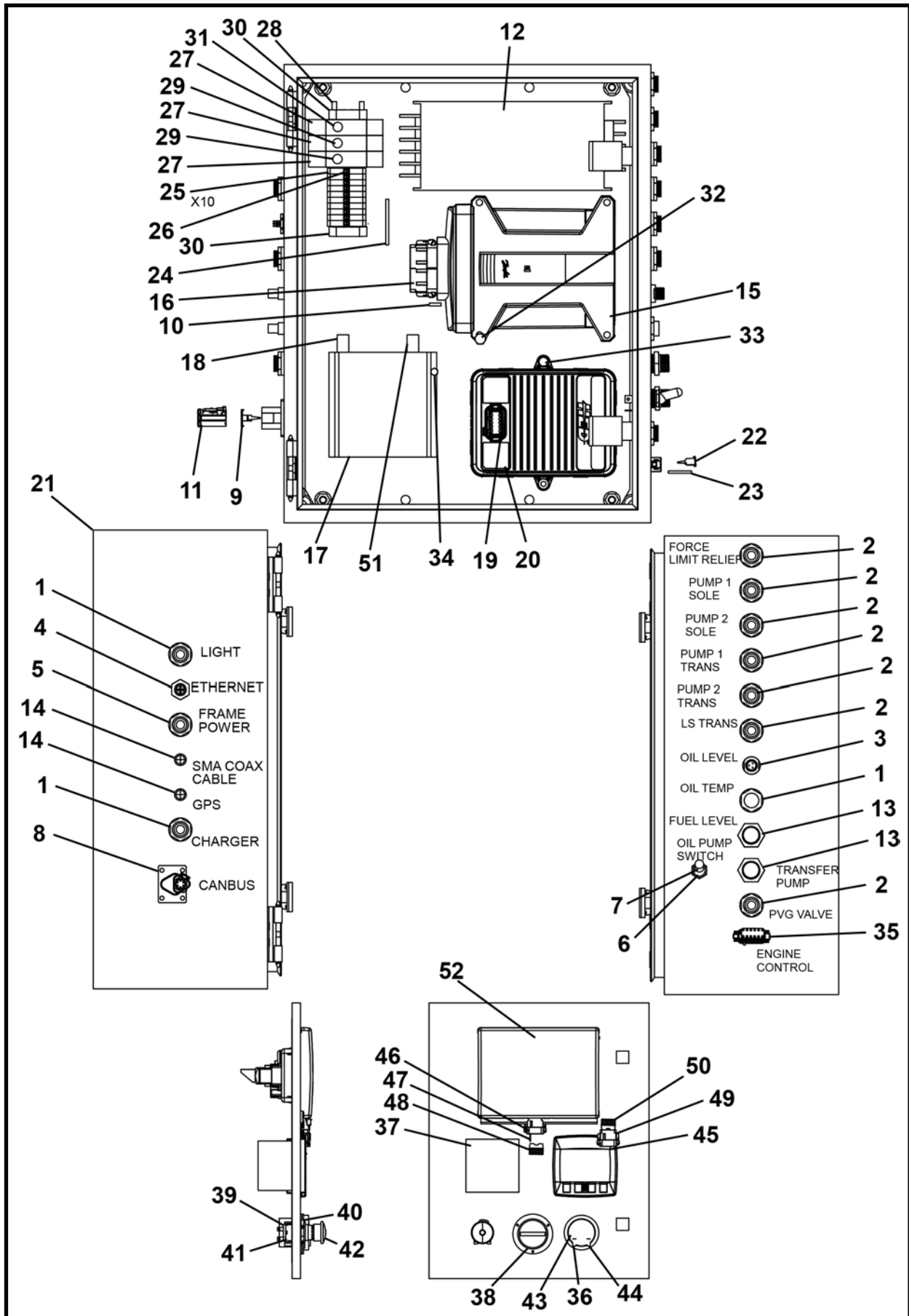
POWER PACK ELECTRICAL ASSEMBLY SCHEMATIC, 040797A00

SLSD (Diesel) POWER PACK



NOTES

POWER PACK ELECTRICAL BOX ASSEMBLY, 040798A00
SLSD (Diesel) POWER PACK



POWER PACK ELECTRICAL BOX ASSEMBLY, 040798A00
SLSD (Diesel) POWER PACK

ITEM	QTY	PART NO.	DESCRIPTION
0	1	040798A00	SLSD POWER PACK ELECTRICAL BOX
1	3	P0054-402	RECEPTACLE, 2 Pin 18G Micro Female x 3 FT
2	5	P0054-574	RECEPTACLE, 4 Pin 18G Micro Female x 4 FT
3	1	P0054-071	RECEPTACLE, 3 Pin 22 GA Micro Female x 12 in.
4	1	P0251-813	RECEPTACLE, Female
5	1	P0054-073B	RECEPTACLE, 5 Pin 16 GA Mini Female x 3 FT
6	1	P0056-009	SWITCH, Toggle
7	1	P0056-010	BOOT, Toggle Switch
8	1	P0054-575	CONNECTOR, 3 Pin
9	1	P0313-070B	RECEPTACLE, Pin-Blue
10	10	P0313-007	PINS #16
11	1	P0313-121	RESISTOR, Can Termination
12	1	P0250-240	CONVERTOR, Single Out put DC
13	2	P0313-044	RECEPTACLE, 2 Pin
14	2	P0250-290	CABLE, SMA Coax Antenna Ext
15	1	S10046A	ASSEMBLY, Controller
16	1	P0313-128	CONNECTOR
17	1	P0250-289	CRADLE POINT 1-Year Net Cloud
18	1	P0251-172C	CONNECTOR
19	1	P0313-119	CONNECTOR
20	1	S10045A	ASSEMBLY, WiFi Controller
21	1	P0251-901	ENCLOSURE
22	1	P0313-066A	RECEPTACLE, 8 Way
23	19	P0313-008	SOCKET #16
24	600 LI	P0054-324	WIRE, White 18GA
25	10	P0310-500	BLOCK, Terminal
26	10	P0310-573	JUMPER, Terminal Strip
27	3	P0310-473B	HOLDER, Fuse
28	1	A22424P	MOUNT, Din Rail
29	2	P0310-472	FUSE, 6 AMP Time Delay
30	2	P0310-571	HOLDER, Fuse
31	1	P0251-386	FUSE, 20 AMP
32	4	P0001-04-007	SCREW, Hex Head 1/4 UNC x 1.75
33	2	P0017-12-244	SCREW, Machine 12-24 x 1/2 RH
34	10	P0017-08-322	SCREW, Machine 8-32 x 3/8 RH
35	1	P0313-066B	RECEPTACLE, 8 Way Flange
36	1	P0251-173	RESISTOR
37	1	P0250-295	RECORDER, Chart
38	1	P0251-410	HOURMETER
39	1	P0251-563	LIGHT, Pilot White LED
40	1	P0310-419F	LATCH, Mounting
41	1	P0056-122F	CONTACTOR
42	1	P0310-420F	PUSHBUTTON, E-Stop
43	1	P0125-156	GAUGE, Fuel
44	1	P0310-615A	150 OHM 1/2 WATT
45	1	S10048A	ASSEMBLY, Data Logger Display
46	1	P0313-065	PLUG, 8 Way
47	35	P0313-077	SOCKET #20
48	1	P0313-065A	PLUG, 8 Way
49	1	P0313-111	PLUG, 12 Way
50	1	P0313-113	PLUG, 12 Way
51	1	P0054-686	CABLE, Cradlepoint, Power
52	1	P0250-297	SOFTWARE, Zywall, IPSEC VPN

LI - Linear Inch

NOTES

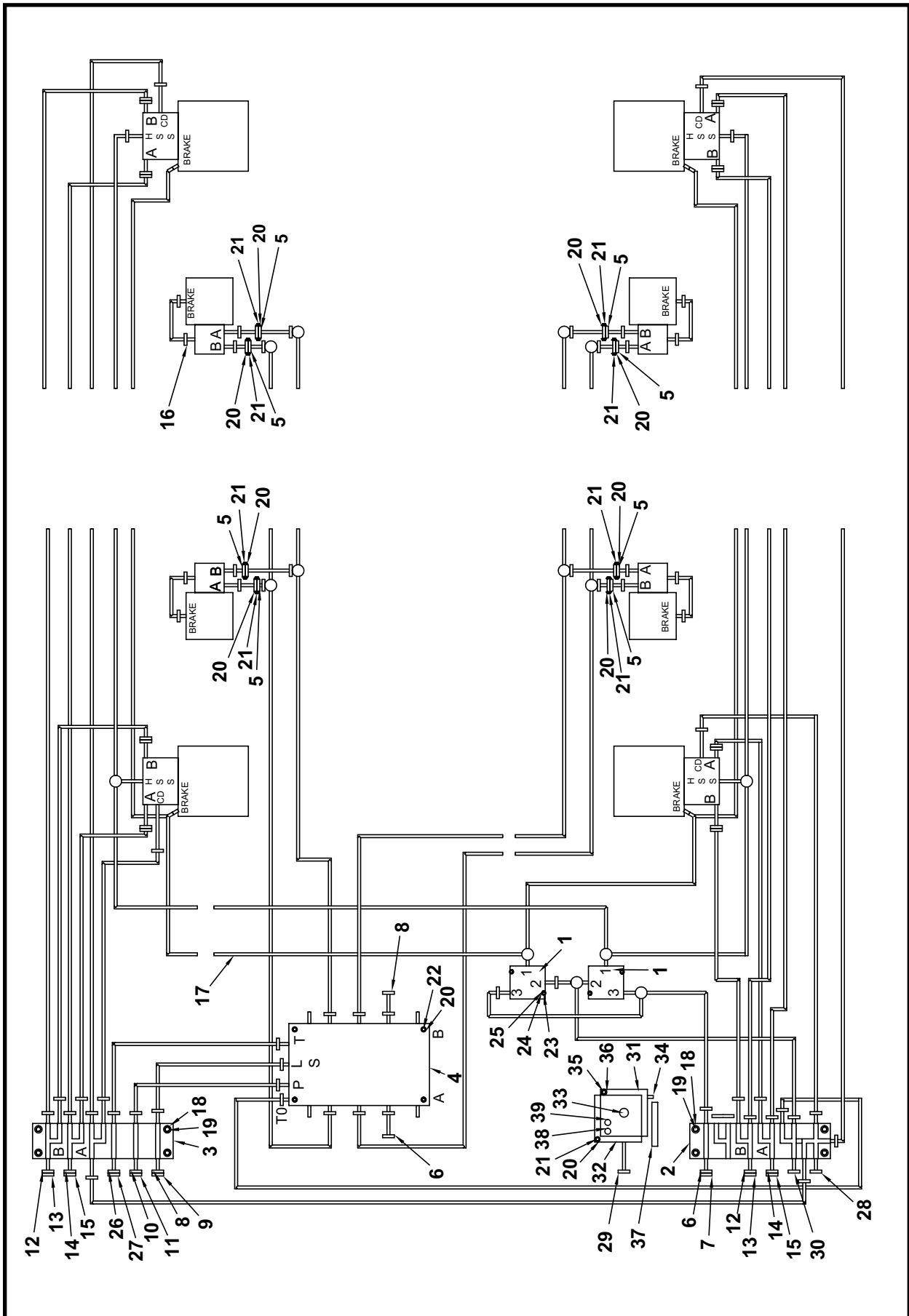


Hydraulics

Sliplining Frame	
SLS Frame Hydraulics, 040715A00	2
Hydraulic Schematic, 040715A00.....	4
Fitting Kit, 040724A00	6
Hose Kit, 040725A00	8
Sliplining Power Pack	
Electric	
SLS Power Pack Hydraulics, 040727A00 (SN F40710F-01).....	10
Hydraulic Schematic, 040727A00	13
Fitting Kit, 040730A00	14
Hose Kit, 040731A00	16
SLS Power Pack Hydraulics, 040858A (SN F40710F-02 & After).....	18
Hydraulic Schematic, 040858A	21
Fitting Kit, 040859A	22
Hose Kit, 040860A	24
Diesel	
SLSD Power Pack Hydraulics, 040829A00	26
Hydraulic Schematic, 040829A00	29
Fitting Kit, 040830A00	30
Hose Kit, 040831A00	32

SLS FRAME HYDRAULICS, 040715A00

SLS 50/100 FRAME



SLS FRAME HYDRAULICS, 040715A00
SLS 50/100 FRAME

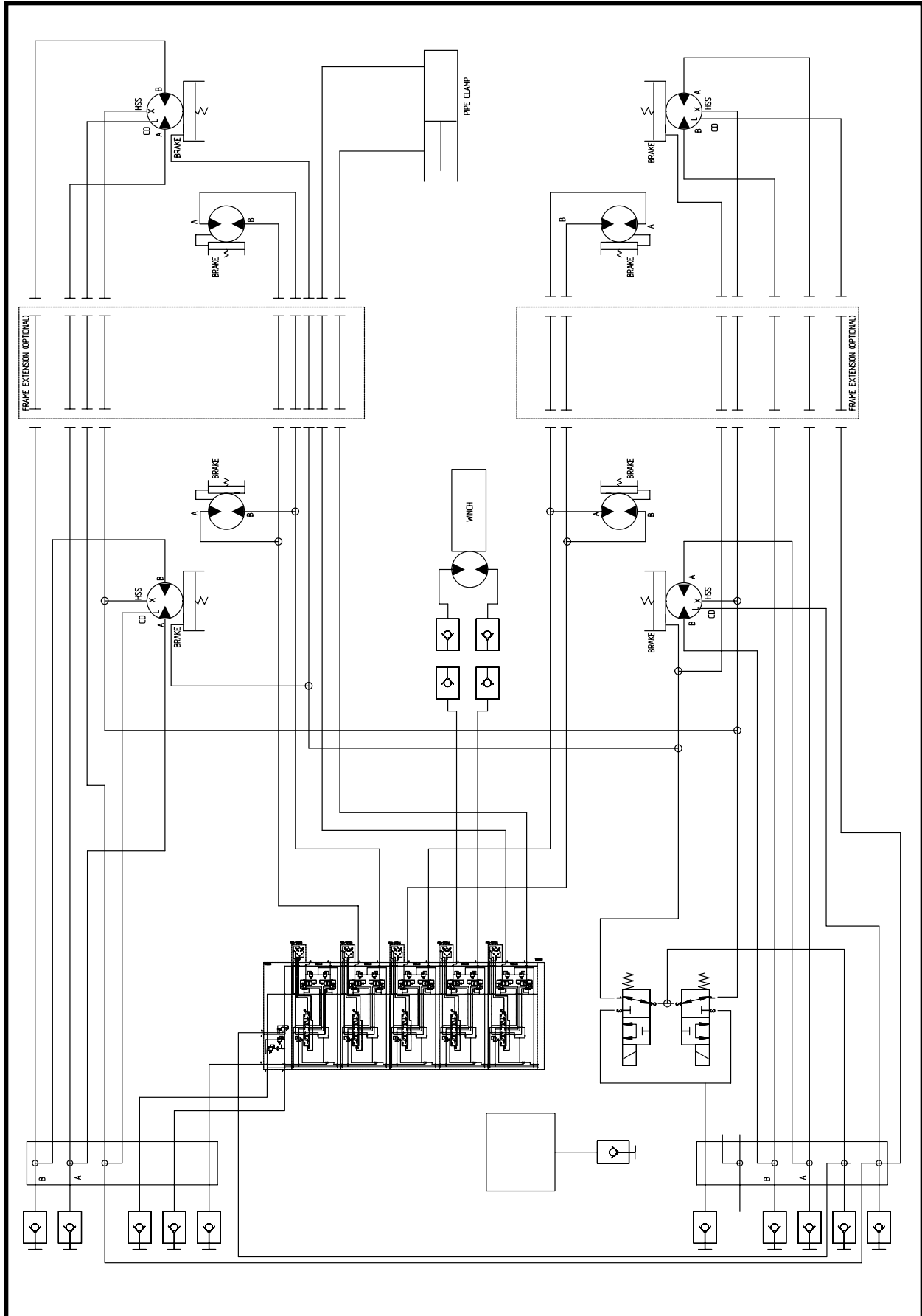
ITEM	QTY	PART NO.	DESCRIPTION
0	1	040715A00	SLS FRAME HYDRAULICS
1**	2	P0302-737	VALVE, Two Position, Three Way
2	1	040720P00	MANIFOLD B
3	1	040721P00	MANIFOLD A
4**	1	P0302-816	VALVE, 5 Section
5	16	002269P01	CLAMP, Line
6	3	P0100-111	NIPPLE, QD 1/2
7	1	P0100-111A	PLUG
8	2	P0100-112	COUPLER, QD 1/2
9	1	P0100-112A	PLUG
10	1	P0100-066	COUPLER, Male
11	1	P0100-066A	CAP, 3/4
12	2	P0100-067	COUPLER, Female
13	2	P0100-067A	CAP, 1
14	2	P0100-068	COUPLER, Male
15	2	P0100-068A	PLUG
16*	1	040724A00	KIT, Fitting
17*	1	040725A00	KIT, Hose
18	8	P0040-008	WASHER, Hardened Flat 1/2
19	8	P0001-08-018	BOLT, Hex 1/2 UNC x 4.5
20	24	P0040-005	WASHER, Hardened Flat 5/16
21	20	P0001-05-003	BOLT, Hex 5/16 UNC x .75
22	4	P0001-05-004	BOLT, Hex 5/16 UNC x 1
23	4	P0001-04-007	SCREW, Hex 1/4 UNC x 1.75
24	8	P0040-004	WASHER, Hardened Flat 1/4
25	4	P0003-04-000	NUT, Hex 1/4 UNC
26	1	P0100-065	COUPLER, Female
27	1	P0100-065A	PLUG
28	1	P0100-035	COUPLER, QD Male 1
29	1	P0100-034	COUPLER, QD Female 1
30	1	P0100-088	COUPLER, QD Female
31	1	P0125-165	RESERVOIR, Vertical 5 Gal
32	1	040790A00	LID, Hydraulic Tank
33	1	P0309-188	BREATHER, Reservoir
34	1	P0416-003	PLUG, Square Head 1/2
35	6	P0001-06-003	BOLT, Hex 3/8 UNC x .75
36	6	P0040-006	WASHER, Hardened Flat 3/8
37	4 FT	P0029-004	GASKET, 1/8 x 1.25
38	7.5 LI	R1010-038	PIPE, PVC 1
39	1	P0258-058	ADAPTER, PVC Male 1 NPT

* Refer to this section for parts information.

** Refer to Section 7, Valves for parts information.

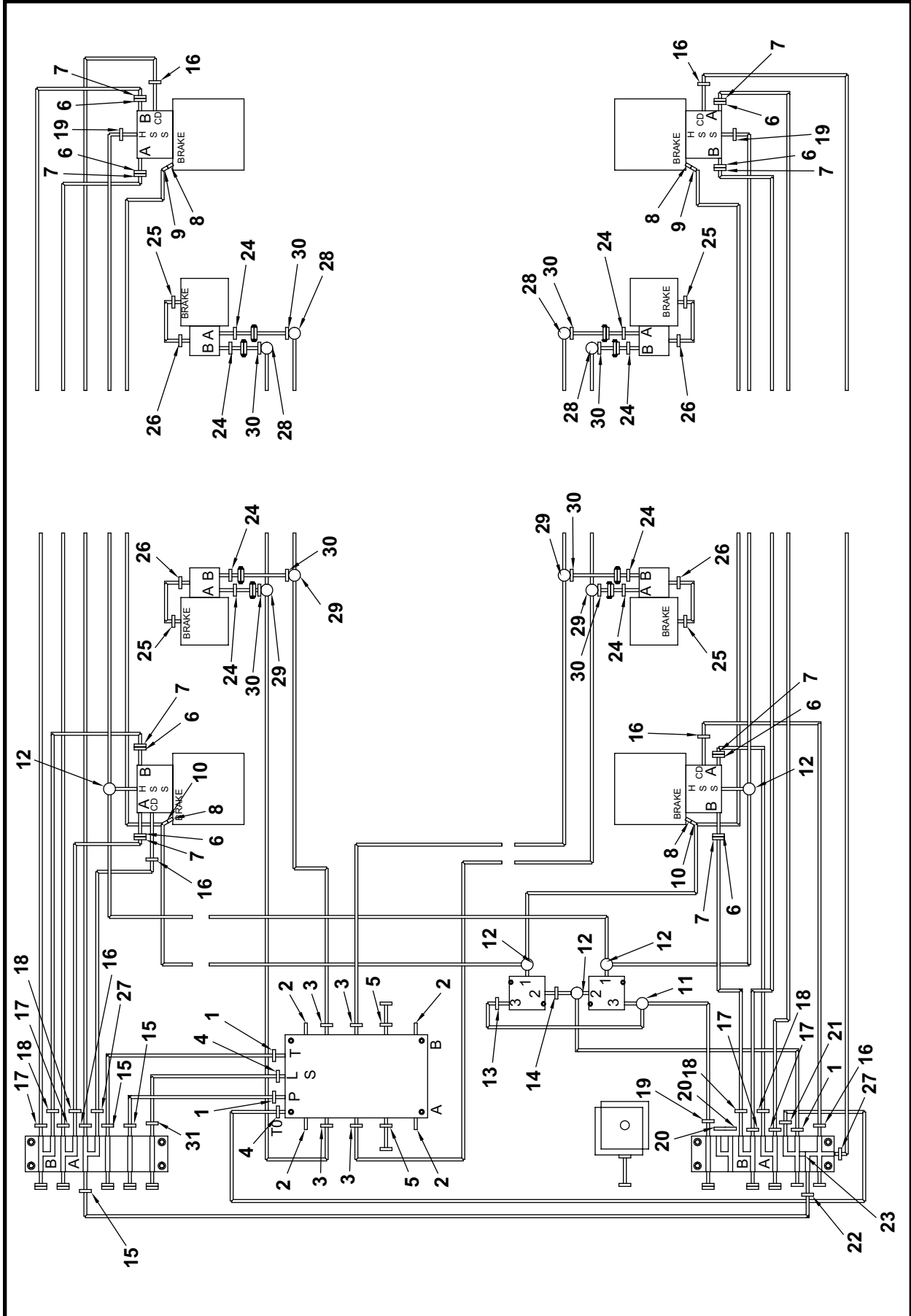
*** Not Shown

SLS FRAME HYDRAULICS SCHEMATIC, 040715A00
SLS 50/100 FRAME



NOTES

FITTING KIT, 040724A00
SLS 50/100 FRAME

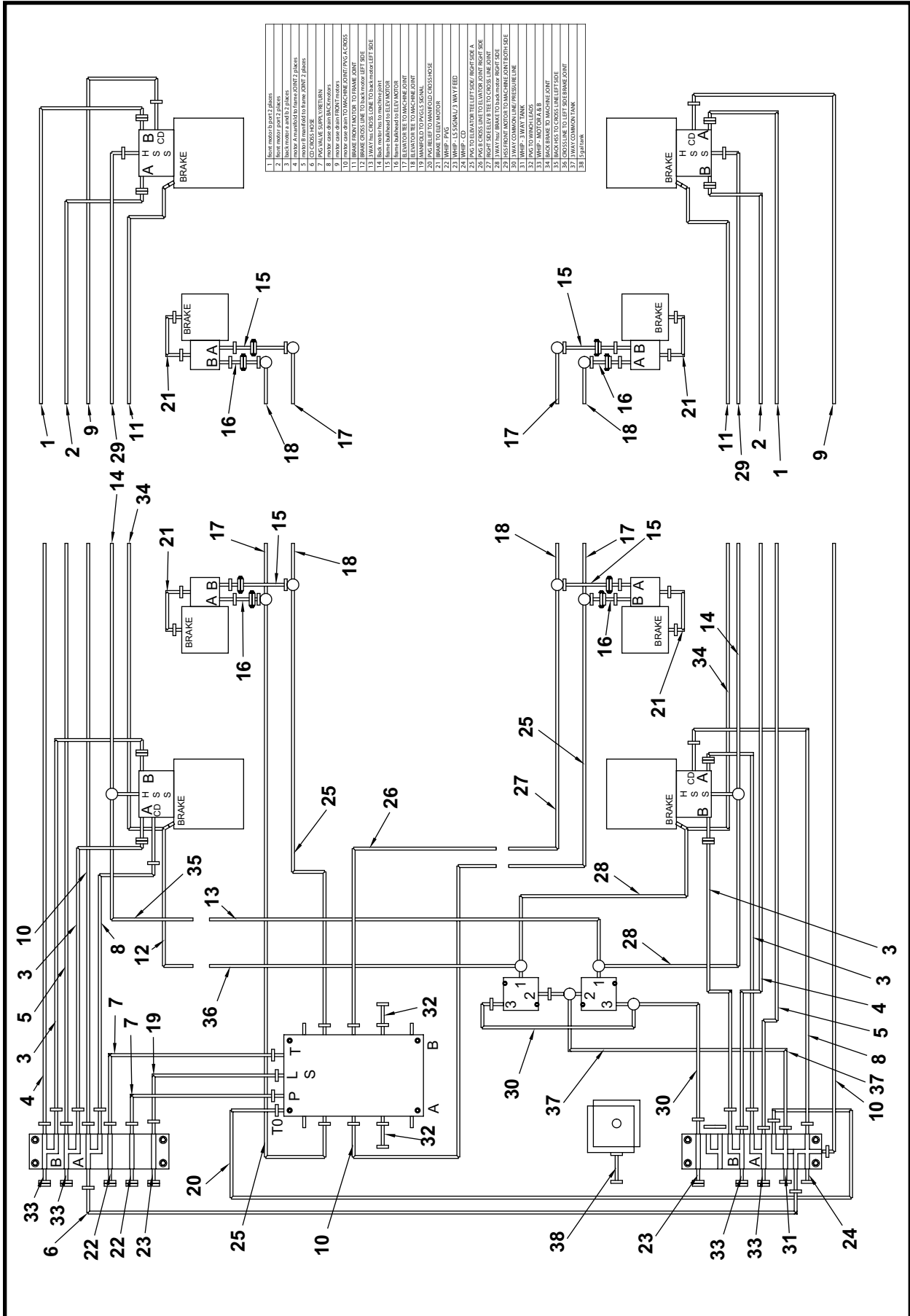


FITTING KIT, 040724A00

SLS 50/100 FRAME

ITEM	QTY	PART NO.	DESCRIPTION
0	1	040724A00	FITTING KIT
1	3	P0300-359	FITTING, 12MFOR-12MB45
2	4	P0300-060	FITTING, 10MB-PLUG
3	4	P0300-385	FITTING, 10MFFOR-10MB
4	2	P0300-314	FITTING, 04MFOR-05MB
5	2	P0300-300	FITTING, 08MFOR-10MB
6	8	P0300-929	FITTING, 16MFFOR-20FLH90 CODE 62
7	8	P0300-949	FLANGE, Split 20SFXO-M12
8	4	P0300-913	FITTING, 08MFFOR-M18X1.5
9	2	P0300-600	FITTING, 08FFS-06MFS
10	2	P0300-613	FITTING, 06MFOR-06FFORX-06MFOR
11	1	P0300-376	FITTING, 06MFOR-06MFOR-06MB
12	5	P0300-386	FITTING, 06MFOR-06MB-06MFOR
13	1	P0300-355	FITTING, 06MFOR-06MB90
14	1	P0300-767	FITTING, 06FFORX-06MB
15	3	P0300-372	FITTING, 12MFOR-12MB90
16	6	P0300-580	FITTING, 10MFS-12MORB
17	4	P0300-378	FITTING, 12MFFOR-16MB
18	4	P0300-632	FITTING, 12MFFOR-16MB90
19	3	P0300-356	FITTING, 06MFOR-06MB
20	2	P0300-041	FITTING, 06MJ-06MB
21	1	P0300-311	FITTING, 04MFFOR-06MB90
22	1	P0300-375	FITTING, 08MFOR-12MB
23	1	P0300-015	FITTING, 06MP-HHP
24	8	P0300-384	FITTING, 10MFOR-10MB45
25	4	P0300-362	FITTING, 04MFOR-04MB
26	4	P0300-427	FITTING, 04MFOR-04MB90
27	2	P0300-633	FITTING, 10MFFOR-12MB90
28	4	P0300-918	FITTING, 12MFFOR-12MFFOR-BKHD90
29	4	P0300-919	FITTING, 12MFFOR-12MFFOR-12MFFOR-BKHD T
30	8	P0300-622	FITTING, 12FFOR-08MFOR
31	1	P0300-310	FITTING, 04MFOR-06MB

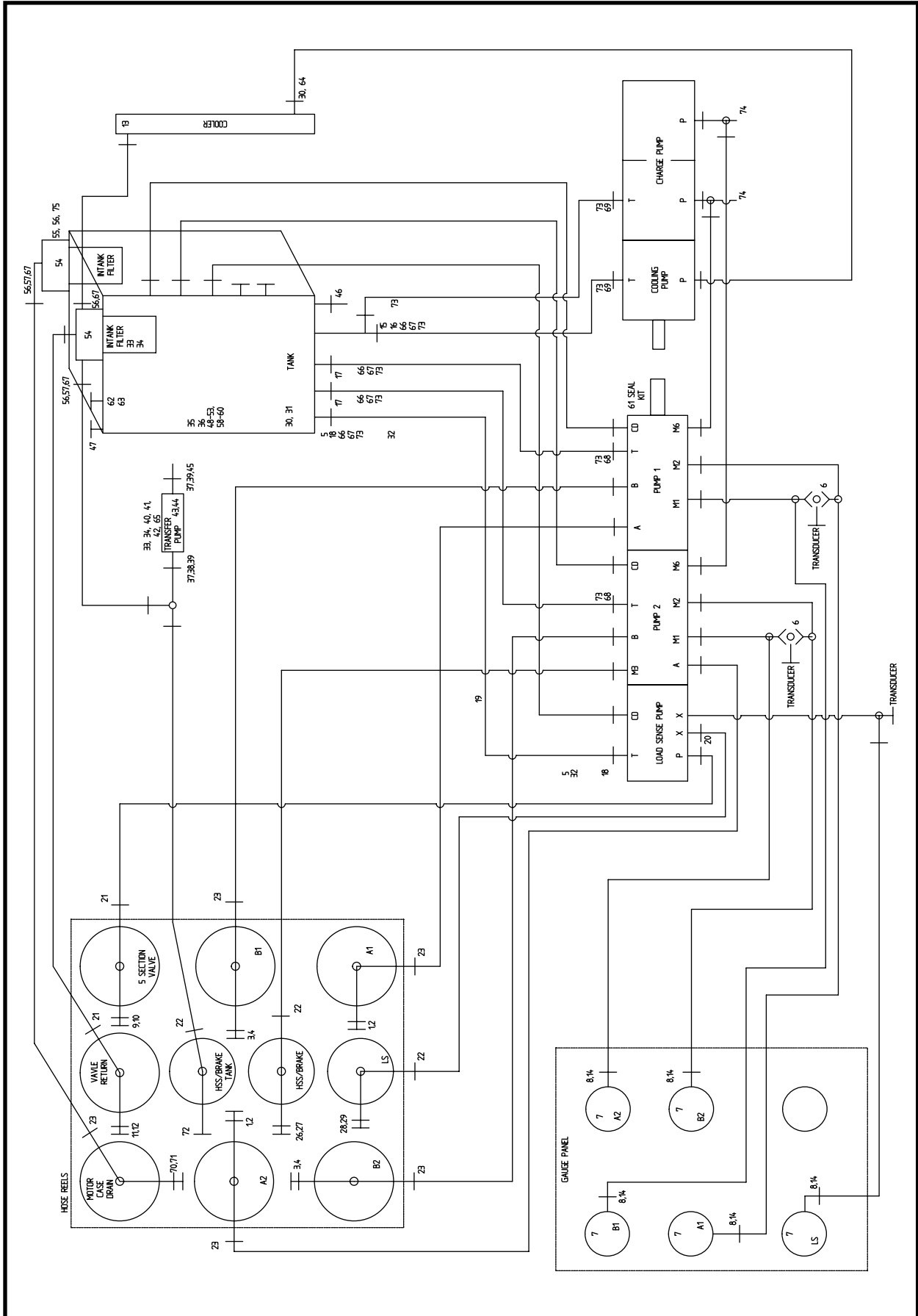
HOSE KIT, 040725A00 SLS 50/100 FRAME



HOSE KIT, 040725A00
SLS 50/100 FRAME

ITEM	QTY	PART NO.	DESCRIPTION
0	1	040725A00	HOSE KIT
1	2	A08511A-100	HOSE ASSEMBLY 3/4 x 100
2	2	A08512A-100	HOSE ASSEMBLY 3/4 x 100
3	4	A08512A-080	HOSE ASSEMBLY 3/4 x 80
4	2	A08513A-180	HOSE ASSEMBLY 3/4 x 180
5	2	A10437A-180	HOSE ASSEMBLY 3/4 x 180
6	1	A10437A-166	HOSE ASSEMBLY 3/4 x 166
7	2	A10437A-024	HOSE ASSEMBLY 3/4 x 24
8	2	A09877A-075	HOSE ASSEMBLY 5/8 x 75
9	2	A09877A-100	HOSE ASSEMBLY 5/8 x 100
10	3	A08521A-180	HOSE ASSEMBLY 5/8 x 180
11	2	A08516A-100	HOSE ASSEMBLY 1/4 x 100
12	1	A08516A-060	HOSE ASSEMBLY 1/4 x 60
13	1	A08516A-166	HOSE ASSEMBLY 1/4 x 166
14	2	A08516A-120	HOSE ASSEMBLY 1/4 x 120
15	4	A09873A-064	HOSE ASSEMBLY 1/2 x 64
16	4	A09873A-062	HOSE ASSEMBLY 1/2 x 62
17	4	A08518A-060	HOSE ASSEMBLY 1/2 x 60
18	4	A08519A-036	HOSE ASSEMBLY 1/2 x 36
19	1	A10326A-024	HOSE ASSEMBLY 1/4 x 24
20	1	A10326A-180	HOSE ASSEMBLY 1/4 x 180
21	4	A08522A-016	HOSE ASSEMBLY 1/4 x 16
22	2	A10477A-036	HOSE ASSEMBLY 3/4 x 36
23	2	A08524A-036	HOSE ASSEMBLY 3/8 x 36
24	1	A10440A-036	HOSE ASSEMBLY 1 x 36
25	3	A09880A-140	HOSE ASSEMBLY 5/8 x 140
26	1	A09881A-180	HOSE ASSEMBLY 5/8 x 180
27	1	A08520A-140	HOSE ASSEMBLY 5/8 x 140
28	2	A09893A-078	HOSE ASSEMBLY 1/4 x 78
29	2	A09894A-100	HOSE ASSEMBLY 1/4 x 100
30	2	A09899A-020	HOSE ASSEMBLY 1/4 x 20
31	1	A10306A-024	HOSE ASSEMBLY 1/2 x 24
32	2	A10424A-078	HOSE ASSEMBLY 1/2 x 78
33	4	A10494A-036	HOSE ASSEMBLY 1 x 36
34	2	A09892A-120	HOSE ASSEMBLY 1/4 x 120
35	1	A09892A-057	HOSE ASSEMBLY 1/4 x 57
36	1	A09892A-166	HOSE ASSEMBLY 1/4 x 166
37	1	A10392A-024	HOSE ASSEMBLY 3/8 x 24
38	1	A10483A-049	HOSE ASSEMBLY 1 x 49

SLS POWER PACK HYDRAULICS, 040727A00
SLS (Electric) POWER PACK (SN F40710F-01)



SLS POWER PACK HYDRAULICS, 040727A00
SLS (Electric) POWER PACK (SN F40710F-01)

ITEM	QTY	PART NO.	DESCRIPTION
0	1	040727A00	SLS POWER PACK HYDRAULICS
1	2	P0100-068	COUPLER, Male
2	2	P0100-068A	PLUG, Aluminum 1
3	2	P0100-067A	CAP, Aluminum 1
4	2	P0100-067	COUPLER, Female
5	2	P0220-210	FLANGE, 32 Insert 90 20FL
6	2	P0302-530	VALVE, Shuttle
7	5	P0301-146	GAUGE, 6000 PSI
8	5	P0300-594	FITTING, 4FB-4MFFOR
9	1	P0100-065	COUPLER, Female
10	1	P0100-065A	PLUG, Aluminum 3/4
11	1	P0100-066A	CAP, Aluminum 3/4
12	1	P0100-066	COUPLER, Male
13	1	A49322P	OIL COOLER
14	15	P0017-06-323	SCREW, Machine 6-32 x 1/2
15	1	P0300-930	ADAPTER, Flange Code 61
16	1	P0300-933	TEE, #20 Flange
17	2	P0300-932	ADAPTER, Flange Code 61
18	2	P0201-180	CLAMP, T-Bolt
19	36 LI	P0201-159	HOSE, Suction 2
20	1	P0309-203	FILTER (Includes items 20a-20b)
20a	1	P0309-203A	ELEMENT
20b	1	P0309-203B	GASKET
21	2	P0302-820	SWIVEL, Joint 12 x 12 JIC
22	3	P0302-819	SWIVEL, Joint 8 x 8 JIC
23	5	P0302-821	SWIVEL, Joint 16 x 16 JIC
24*	1	040730A00	KIT, Fitting
25*	1	040731A00	KIT, Hose
26	1	P0100-112	COUPLER, 1/2 QD
27	1	P0100-112A	PLUG, Aluminum Protective
28	1	P0100-111	NIPPLE, 1/2 QD
29	1	P0100-111A	PLUG, Aluminum
30	20	P0040-008	WASHER, Hardened Flat 1/2
31	8	P0003-08-000	NUT, Hex 1/2
32	12	P0001-08-006	SCREW, Hex Cap 1/2 UNC x 1.5
33	6	P0040-006	WASHER, Hardened Flat 3/8
34	6	P0001-06-004	BOLT, Hex 3/8 UNC x 1
35	1	P0301-138	GAUGE, Sight
36	600 QT	P0126-001	OIL, Hydraulic AW-46
37	2	P0093-004	FITTING, Fitting
38	1	P0302-185	VALVE, Ball 1/2
39	2	P0093-005	WASHER, Neoprene
40	4	P0001-04-003	BOLT, Hex 1/4 UNC x .75
41	8	P0040-004	WASHER, Hardened Flat 1/4
42	4	P0003-04-000	NUT, Hex 1/4
43**	1	P0303-281	PUMP, Transfer
44	1	A48660P	PLATE, Fill Pump
45	1	P0417-003	CAP, Hex Pipe 1/2
46	1	P0416-003	PLUG, Square Head 1/2
47	1	P0309-188	BREATHER, Reservoir
48	1	A40764P	PIPE, PVC 1-1/4 x 18.00
49	1	P0258-059	ADAPTER, Male PVC 1-1/4
50	2	P0258-056	ELBOW, Street 2 90°
51	2	A40761P	PIPE, PVC 2 x 6.50

(Continued on next page)

SLS POWER PACK HYDRAULICS, 040727A00

SLS (Electric) POWER PACK (SN F40710F-01)

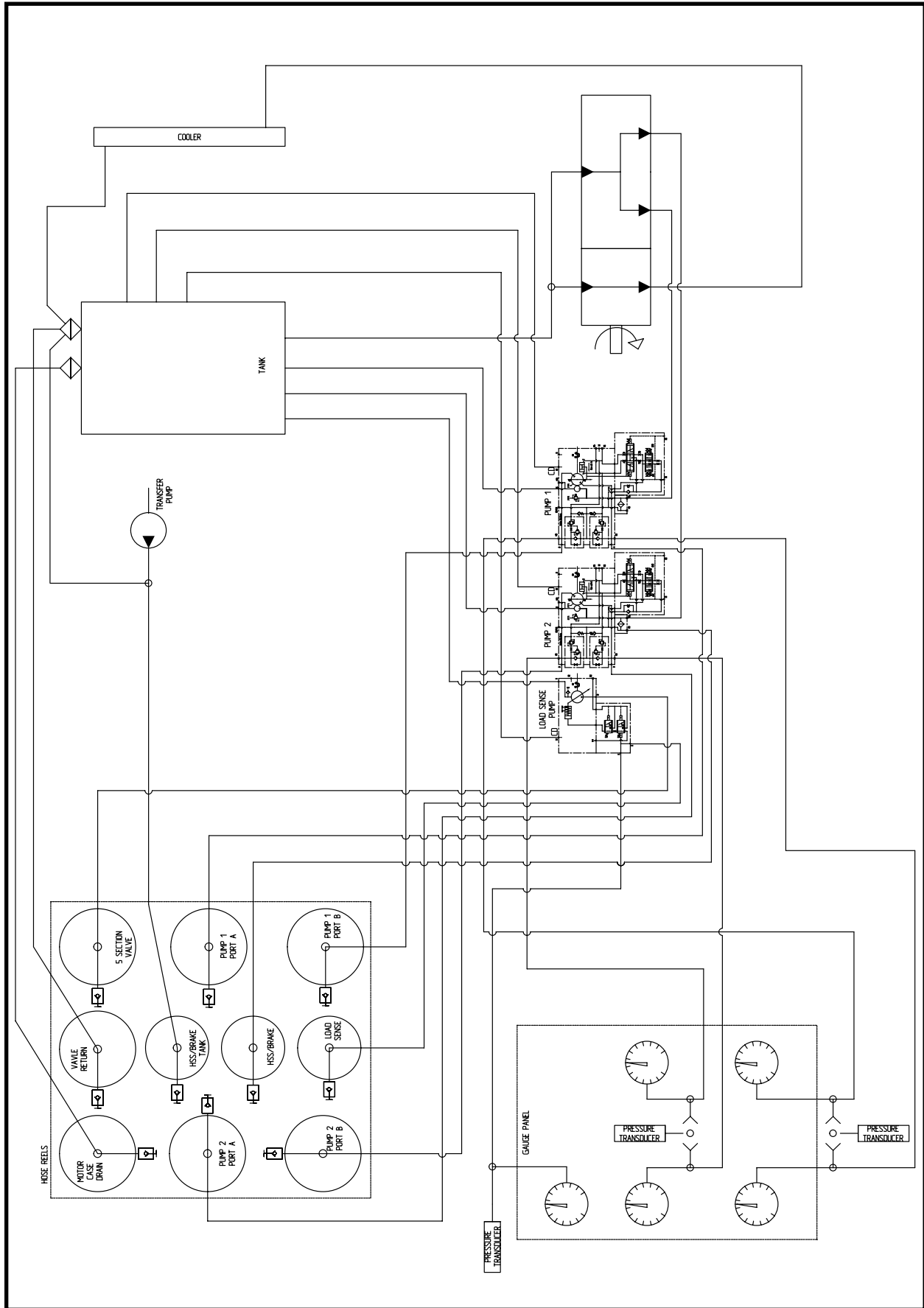
ITEM	QTY	PART NO.	DESCRIPTION
52	3	A48657P	PIPE, PVC 1 x 24.00
53	3	P0258-061	ELBOW, Street 1 90°
54	2	P0309-212	FILTER, Intank 100 GPM (Includes item 54a)
54a	2	P0309-212A	ELEMENT
55	4	P0001-06-005	BOLT, Hex 3/8 UNC x 1.25
56	4	P0300-446	KIT, Flange 24SFO
57	2	P0300-845	ADAPTER, 20MFFOR-24L90
58	2	P0258-063	FITTING, Pipe PVC 2.5 Straight
59	2	P0258-062	ELBOW, PVC 2.5 90
60	2	A48656P	PIPE, PVC 2.50 SCH 40-7.00
61	1	P0309-130	KIT, Seal
62	4	P0001-07-005	BOLT, Hex 7/16 UNC x 1.25
63	4	P0040-007	WASHER, Hardened Flat 7/16
64	4	P0001-08-005	SCREW, Hex Cap 1/2 UNC x 1.25
65	2	P0003-06-000	NUT, Hex 3/8
66	3	P0220-353	FLANGE
67	3	P0300-449	FLANGE, 20CFHS
68	2	P0220-223	FLANGE, 20 Insert 90 20MB
69	2	P0220-229	FLANGE, 20 Insert 90 16MB
70	1	P0100-035	COUPLER, Quick Male 1
71	1	P0100-035A	CAP
72	1	P0100-089	COUPLER, Quick Male End
73	9	P0201-205	T CLAMP
74	2	P0301-110	GAUGE, 600 PSI
75	1	P0300-844	FITTING, 20MFFOR-24FL

LI - Linear Inch QT - Quart

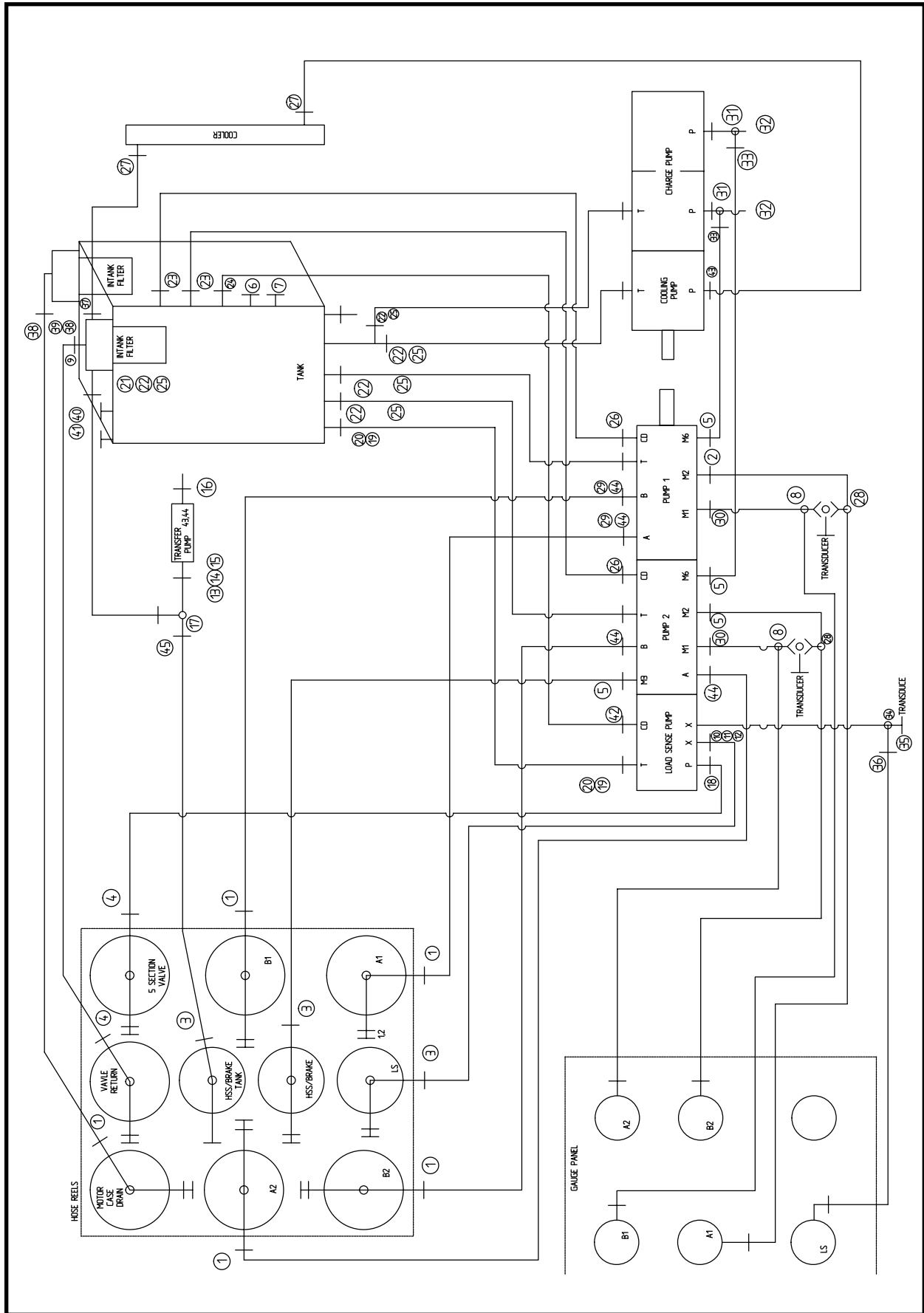
* Refer to this section for parts information.

** Refer to Section 9, Pumps for parts information.

SLIPLINING POWER PACK HYDRAULIC SCHEMATIC, 040727A00
SLS (Electric) POWER PACK (SN F40710F-01)



FITTING KIT, 040730A00
SLS (Electric) POWER PACK (SN F40710F-01)

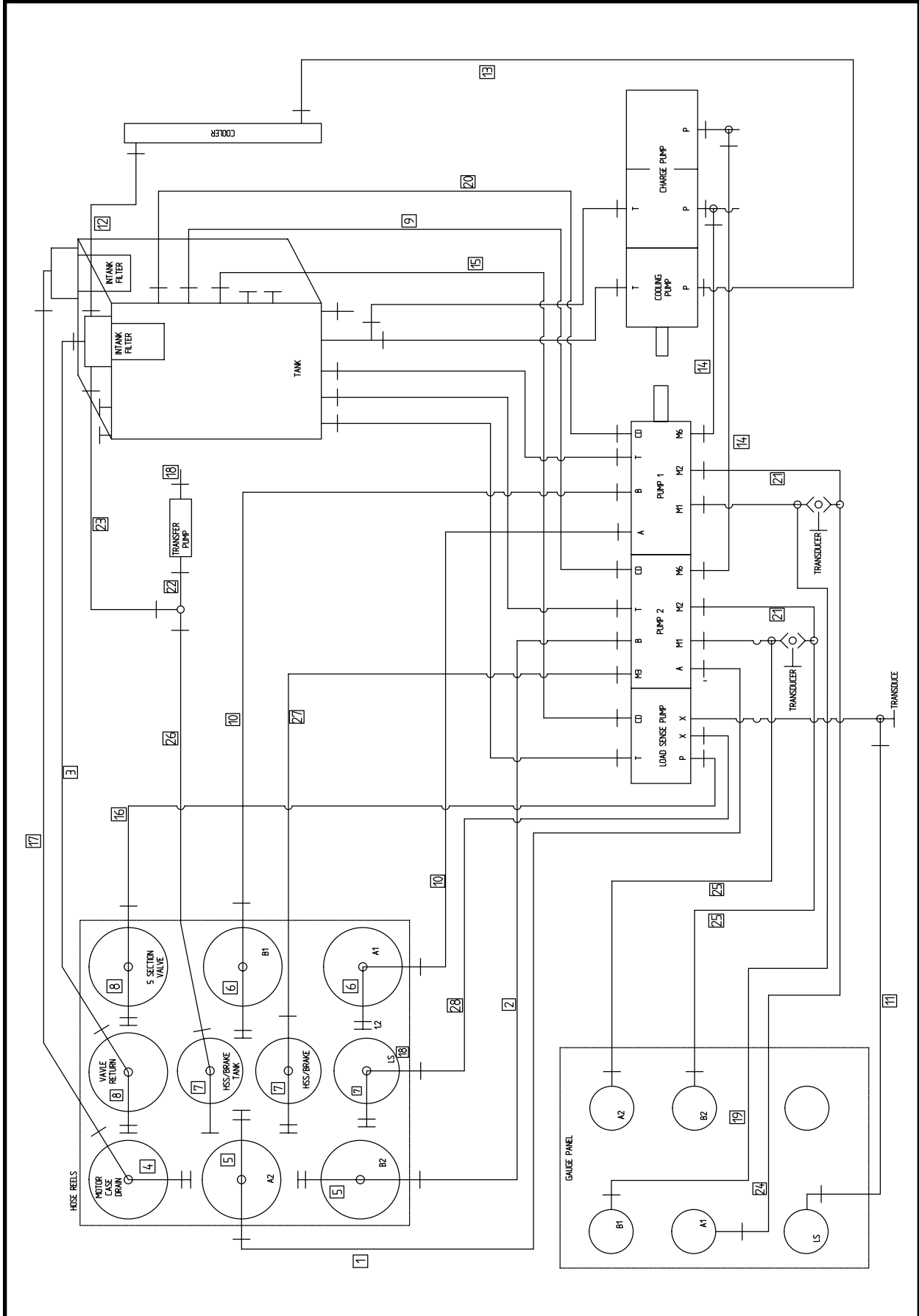


FITTING KIT, 040730A00
SLS (Electric) POWER PACK (SN F40710F-01)

ITEM	QTY	PART NO.	DESCRIPTION
0	1	040730A00	FITTING KIT, SLS Power Pack
1	5	P0300-661	FITTING, FS6403-16-16
2	1	P0300-356	FITTING, 06MFOR-06MB
3	3	P0300-923	FITTING, 08MFFOR-08MJ
4	2	P0300-922	FITTING, 12MFFOR-12MJ
5	4	P0300-355	FITTING, 06MFOR-06MB90
6	1	P0300-086	FITTING, 08MP-04FPS
7	1	P0300-067	FITTING, 08MP-06FPS
8	2	P0300-376	FITTING, 06MFOR-06MFOR-06MB
9	1	P0300-630	FITTING, 20FFOR-16MFOR
10	1	P0300-755	FITTING, 04MB-04FB90
11	1	P0300-061	FITTING, 04FP-04FP90
12	1	P0300-121	FITTING, 06MJ-04MP
13	1	P0300-382	FITTING, 08MFOR-08MP
14	1	P0300-048	FITTING, 08MP-08MP
15	1	P0300-012	FITTING, 12MP-08FPS
16	1	P0300-024	FITTING, 12MP-08FPX45
17	1	P0300-303	FITTING, 08MFOR-08MFOR-BKHD-08MFOR
18	1	P0300-716	KIT, Split Flange
19	2	P0300-518	FLANGE, Captive Code 61
20	2	P0300-460	FITTING, 32FLOR
21	1	P0300-521	FITTING, 20FOP
22	5	P0300-520	FITTING, 20SFV
23	2	P0300-371	FITTING, 16MFOR-16MB90
24	1	P0300-632	FITTING, 12MFFOR-16MB90
25	5	P0300-458	FITTING, 20FLOR
26	2	P0300-589	FITTING, 16MFFOR-12MB90
27	2	P0300-845	FITTING, 20MFFOR-24L90
28	2	P0300-386	FITTING, 06MFOR-06MB-06MFOR
29	2	P0300-935	FITTING, 90° Elbow ORFS CD62
30	2	P0300-767	FITTING, 06FFORX-06MB
31	2	P0300-536	FITTING, 12MB-12FB-12FB
32	2	P0300-771	FITTING, 12MB-04FP Straight
33	2	P0300-375	FITTING, 08MFOR-12MB
34	1	P0300-878	FITTING, 04MB-04FB-04FB
35	1	P0300-799	FITTING, 04MB-06FB
36	1	P0300-362	FITTING, 04MFOR-04MB
37	1	P0300-844	FITTING, 20MFFOR-24FL
38	2	P0300-845	FITTING, 20MFFOR-24L90
39	1	P0300-630	FITTING, 20FFOR-16MFOR
40	1	P0300-115	FITTING, 16MP-12FP90
41	1	P0300-636	FITTING, 08MFOR-12MP
42	1	P0300-361	FITTING, 12MFOR-10MB
43	1	P0300-319	FITTING, 16MFFOR-16MB
44	4	P0300-934	FLANGE, Split SAE J518
45	1	P0300-317	FITTING, 08MFOR-08FFORX90

HOSE KIT, 040731A00

SLS (Electric) POWER PACK (SN F40710F-01)

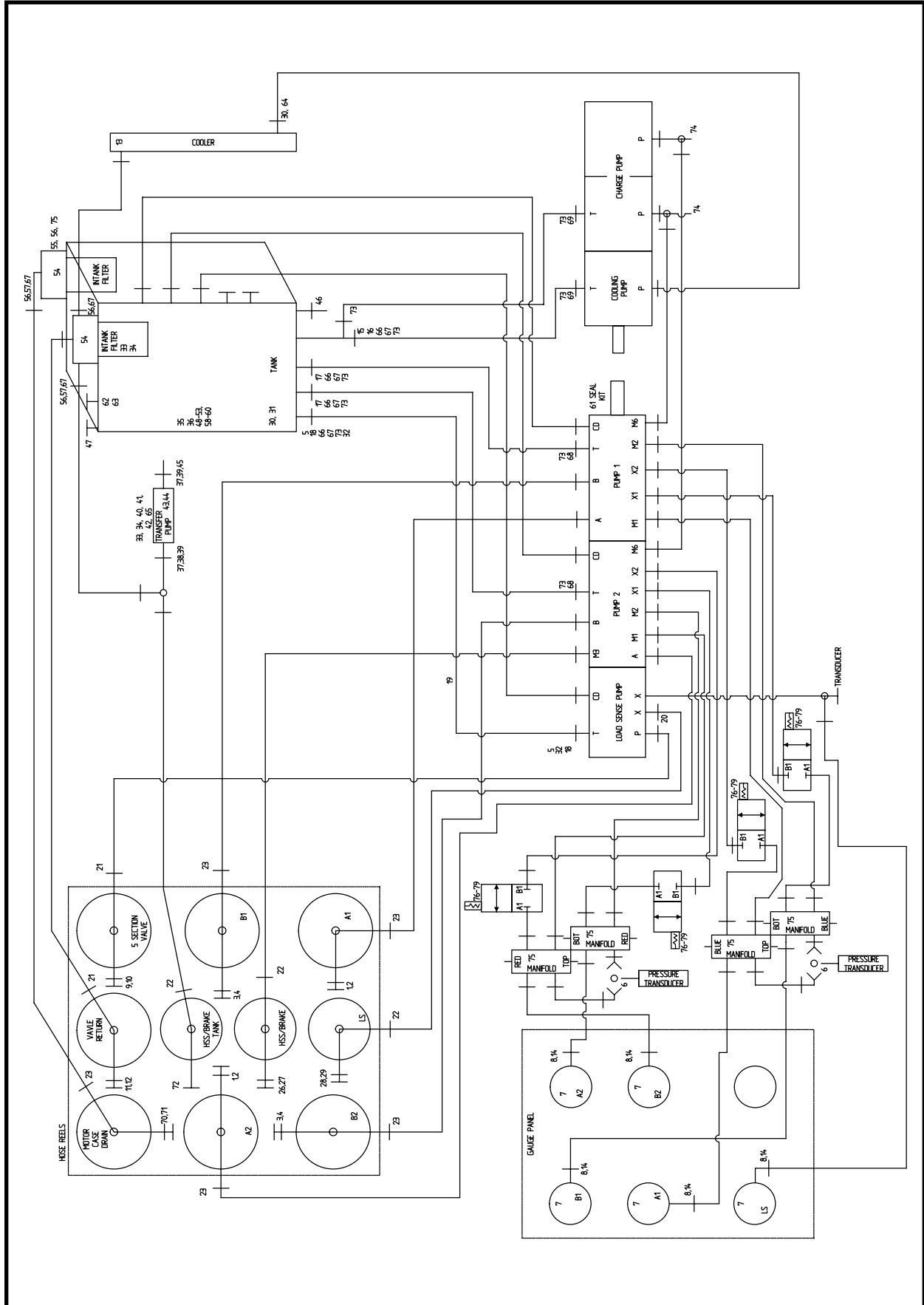


HOSE KIT, 040731A00
SLS (Electric) POWER PACK (SN F40710F-01)

ITEM	QTY	PART NO.	DESCRIPTION
0	1	040731A00	HOSE KIT
1	1	A08531A-048	HOSE ASSEMBLY 1 x 48
2	1	A08531A-032	HOSE ASSEMBLY 1 x 32
3	1	A10304A-038	HOSE ASSEMBLY 3/4 x 38
4	1	A09862A-600	HOSE ASSEMBLY 1 x 600
5	2	A09862A-600-R	HOSE ASSEMBLY 1 x 600 (Red)
6	2	A09862A-600-B	HOSE ASSEMBLY 1 x 600 (Blue)
7	3	A09949A-600	HOSE ASSEMBLY 3/8 x 600
8	2	A10303A-600	HOSE ASSEMBLY 3/4 x 600
9	1	A10374A-069	HOSE ASSEMBLY 1 x 69
10	2	A10381A-055	HOSE ASSEMBLY 1" x 55
11	1	A10325A-023	HOSE ASSEMBLY 1/4 x 23
12	1	A09854A-022	HOSE ASSEMBLY 1 x 22
13	1	A10370A-067	HOSE ASSEMBLY 1 x 67
14	2	A10392A-036	HOSE ASSEMBLY 3/8 x 36
15	1	A09859A-080	HOSE ASSEMBLY 3/4 x 80
16	1	A09802A-095	HOSE ASSEMBLY 3/4 x 95
17	1	A09852A-051	HOSE ASSEMBLY 1 x 51
18	1	A10461A-032	HOSE ASSEMBLY 1/2 x 32
19	1	A10314A-033	HOSE ASSEMBLY 1/4 x 33
20	1	A10446A-055	HOSE ASSEMBLY 1 x 55
21	2	A10327A-027	HOSE ASSEMBLY 1/4 x 27
22	1	A10491A-026	HOSE ASSEMBLY 1/2 x 26
23	1	A09911A-055	HOSE ASSEMBLY 1/2 x 55
24	1	A09894A-031	HOSE ASSEMBLY 1/4 x 31
25	2	A10059A-047	HOSE ASSEMBLY 1/4 x 47
26	1	A09912A-079	HOSE ASSEMBLY 1/2 x 79
27	1	A10312A-041	HOSE ASSEMBLY 3/8 x 41
28	1	A10475A-050	HOSE ASSEMBLY 3/8 x 50

SLS POWER PACK HYDRAULICS, 040858A

SLS (Electric) POWER PACK (SN F40710F-02 & AFTER)



SLS POWER PACK HYDRAULICS, 040858A00
SLS (Electric) POWER PACK (SN F40710F-02 & AFTER)

ITEM	QTY	PART NO.	DESCRIPTION
0	1	040858A	SLS POWER PACK HYDRAULICS
1	2	P0100-068	COUPLER, Male
2	2	P0100-068A	PLUG, Aluminum 1
3	2	P0100-067A	CAP, Aluminum 1
4	2	P0100-067	COUPLER, Female
5	2	P0220-210	FLANGE, 32 Insert 90 20FL
6	2	P0302-530	VALVE, Shuttle
7	5	P0301-146	GAUGE, 6000 PSI
8	5	P0300-594	FITTING, 4FB-4MFFOR
9	1	P0100-065	COUPLER, Female
10	1	P0100-065A	PLUG, Aluminum 3/4
11	1	P0100-066A	CAP, Aluminum 3/4
12	1	P0100-066	COUPLER, Male
13	1	A49322P	OIL COOLER
14	15	P0017-06-323	SCREW, Machine 6-32 x 1/2
15	1	P0300-930	ADAPTER, Flange Code 61
16	1	P0300-933	TEE, #20 Flange
17	2	P0300-932	ADAPTER, Flange Code 61
18	2	P0201-180	CLAMP, T-Bolt
19	56 LI	P0201-159	HOSE, Suction 2
20	1	P0309-203	FILTER (Includes items 20a-20b)
20a	1	P0309-203A	ELEMENT
20b	1	P0309-203B	GASKET
21	2	P0302-820	SWIVEL, Joint 12 x 12 JIC
22	3	P0302-819	SWIVEL, Joint 8 x 8 JIC
23	5	P0302-821	SWIVEL, Joint 16 x 16 JIC0000
24*	1	040859A	FITTING KIT
25*	1	040860A	HOSE KIT
26	1	P0100-112	COUPLER, 1/2 QD
27	1	P0100-112A	PLUG, Aluminum Protective
28	1	P0100-111	NIPPLE, 1/2 QD
29	1	P0100-111A	PLUG, Aluminum
30	20	P0040-008	WASHER, Hardened Flat 1/2
31	8	P0003-08-000	NUT, Hex 1/2
32	12	P0001-08-006	SCREW, Hex Cap 1/2 UNC x 1.5
33	6	P0040-006	WASHER, Hardened Flat 3/8
34	6	P0001-06-004	BOLT, Hex 3/8 UNC x 1
35	1	P0301-138	GAUGE, Sight
36	600 QT	P0126-001	OIL, Hydraulic AW-46
37	2	P0093-004	FITTING, Fitting
38	1	P0302-185	VALVE, Ball 1/2
39	2	P0093-005	WASHER, Neoprene
40	4	P0001-04-003	BOLT, Hex 1/4 UNC x .75
41	8	P0040-004	WASHER, Hardened Flat 1/4
42	4	P0003-04-000	NUT, Hex 1/4
43**	1	P0303-281	PUMP, Transfer
44	1	A48660P	PLATE, Fill Pump
45	1	P0417-003	CAP, Hex Pipe 1/2
46	1	P0416-003	PLUG, Square Head 1/2
47	1	P0309-188	BREATHER, Reservoir
48	1	A40764P	PIPE, PVC 1-1/4 x 18.00
49	1	P0258-059	ADAPTER, Male PVC 1-1/4
50	2	P0258-056	ELBOW, Street 2 90°
51	2	A40761P	PIPE, PVC 2 x 6.50

(Continued on next page)

SLS POWER PACK HYDRAULICS, 040858A
SLS (Electric) POWER PACK (SN F40710F-02 & AFTER)

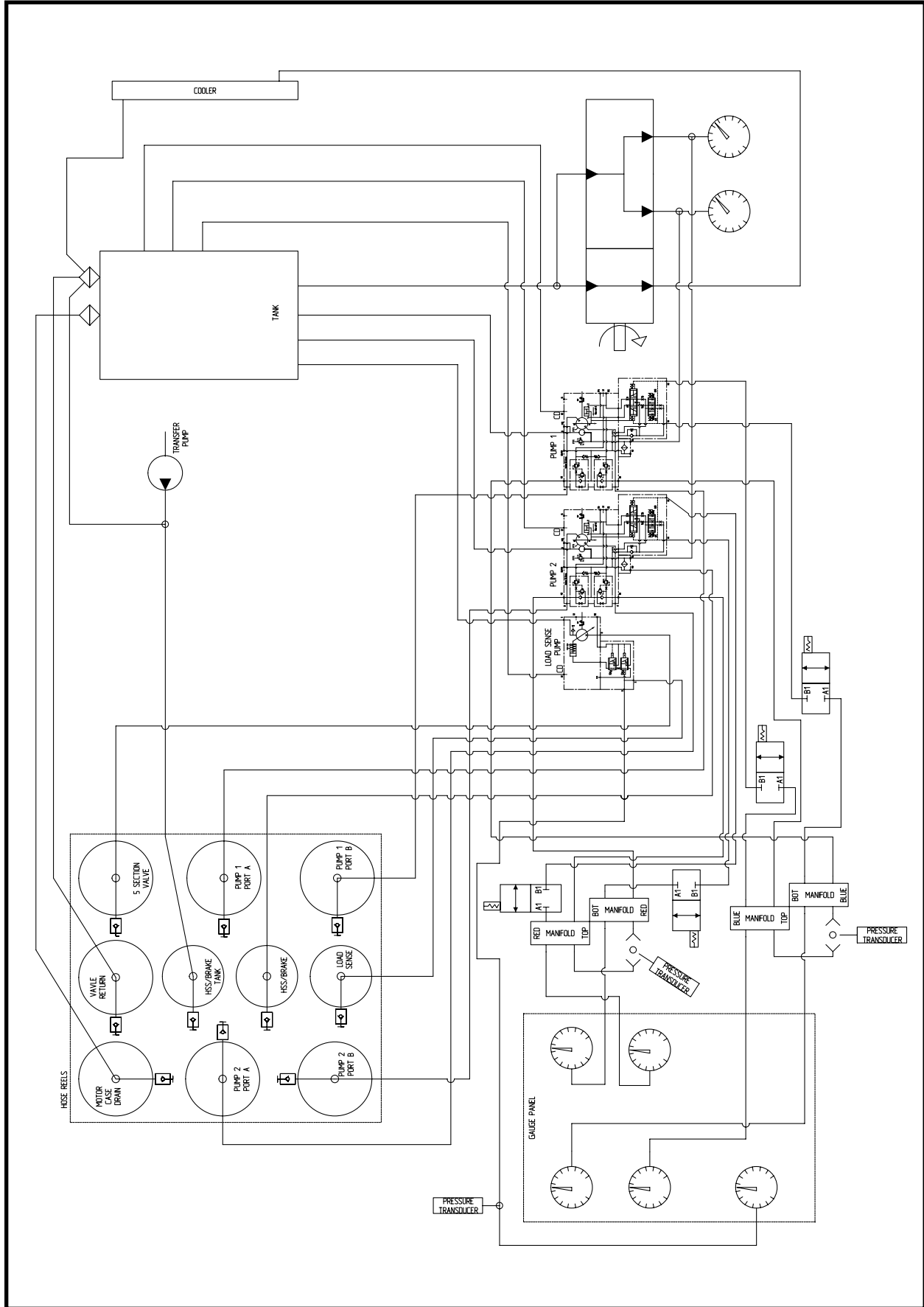
ITEM	QTY	PART NO.	DESCRIPTION
52	3	A48657P	PIPE, PVC 1 x 24.00
53	3	P0258-061	ELBOW, Street 1 90°
54	2	P0309-212	FILTER, Intank 100 GPM (Includes item 54a)
54a	2	P0309-212A	ELEMENT
55	4	P0001-06-005	BOLT, Hex 3/8 UNC x 1.25
56	4	P0300-446	KIT, Flange 24SFO
57	2	P0300-844	ADAPTER, 20MFFOR-24FL
58	2	P0258-062	ELBOW, PVC 2.5 90
59	2	P0258-063	FITTING, Pipe PVC 2.5 Straight
60	2	A48656P	PIPE, PVC 2.50 SCH 40-7.00
61	1	P0309-130	KIT, Seal
62	4	P0001-07-005	BOLT, Hex 7/16 UNC x 1.25
63	4	P0040-007	WASHER, Hardened Flat 7/16
64	4	P0001-08-005	SCREW, Hex Cap 1/2 UNC x 1.25
65	2	P0003-06-000	NUT, Hex 3/8
66	3	P0220-353	FLANGE
67	3	P0300-449	FLANGE, 20CFHS
68	2	P0220-223	FLANGE, 20 Insert 90 20MB
69	2	P0220-229	FLANGE, 20 Insert 90 16MB
70	1	P0100-035	COUPLER, Quick Male 1
71	1	P0100-035A	CAP
72	1	P0100-089	COUPLER, Quick Male End
73	8	P0201-205	T CLAMP
74	2	P0301-110	GAUGE, 600 PSI
75	4	P0302-734	MANIFOLD
76	4	P0302-832	BODY
77	4	P0302-833	CARTRIDGE, Proportional Relief
78	4	P0302-834	COIL (For P0302-833)
79	4	P0303-425	ORIFICE, Control .030

LI - Linear Inch QT - Quart

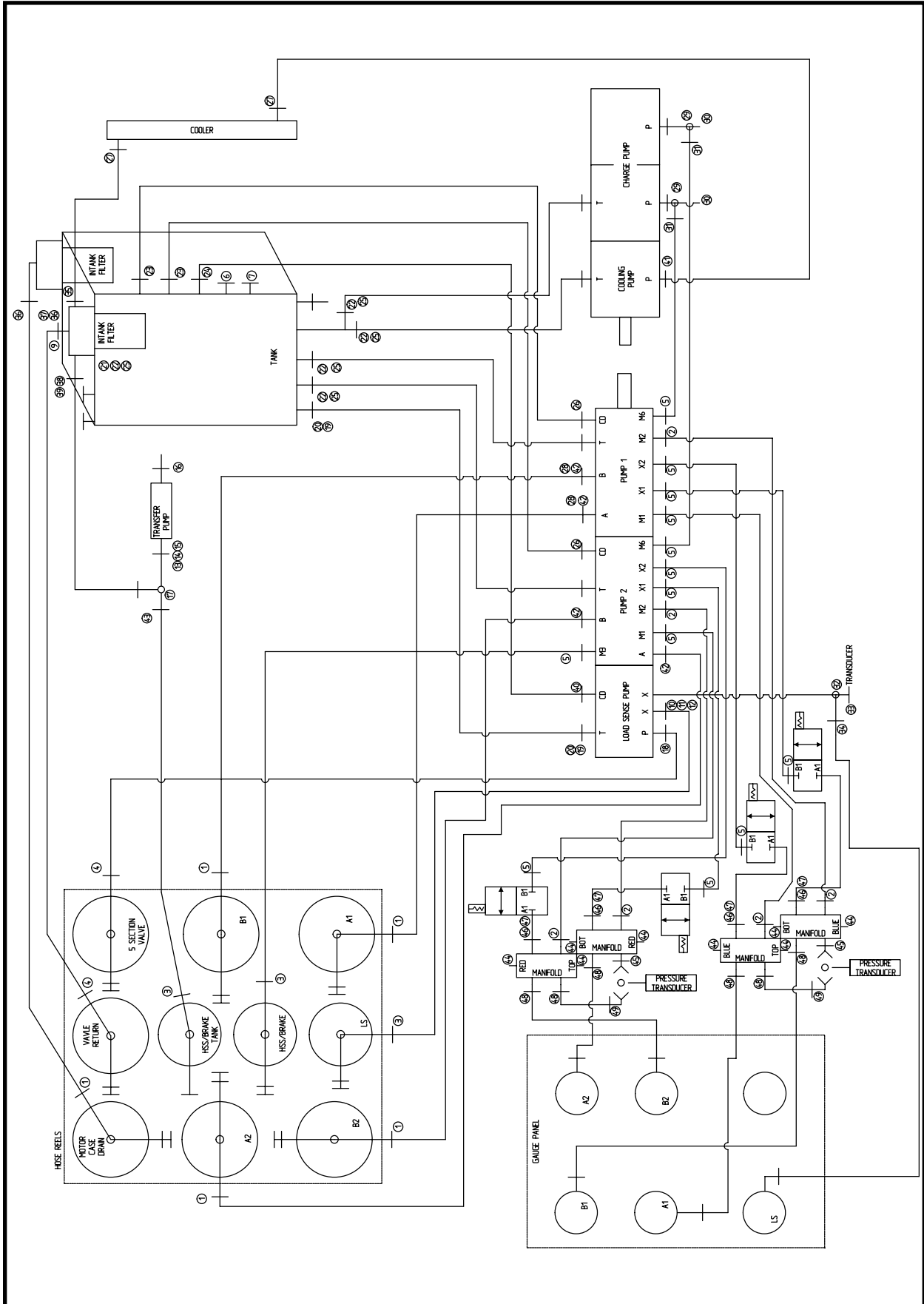
* Refer to this section for parts information.

** Refer to Section 9, Pumps for parts information.

SLIPLINING POWER PACK HYDRAULIC SCHEMATIC, 040858A
SLS (Electric) POWER PACK (SN F40710F-02 & AFTER)



FITTING KIT, 040859A
SLS (Electric) POWER PACK (SN F40710F-02 & AFTER)

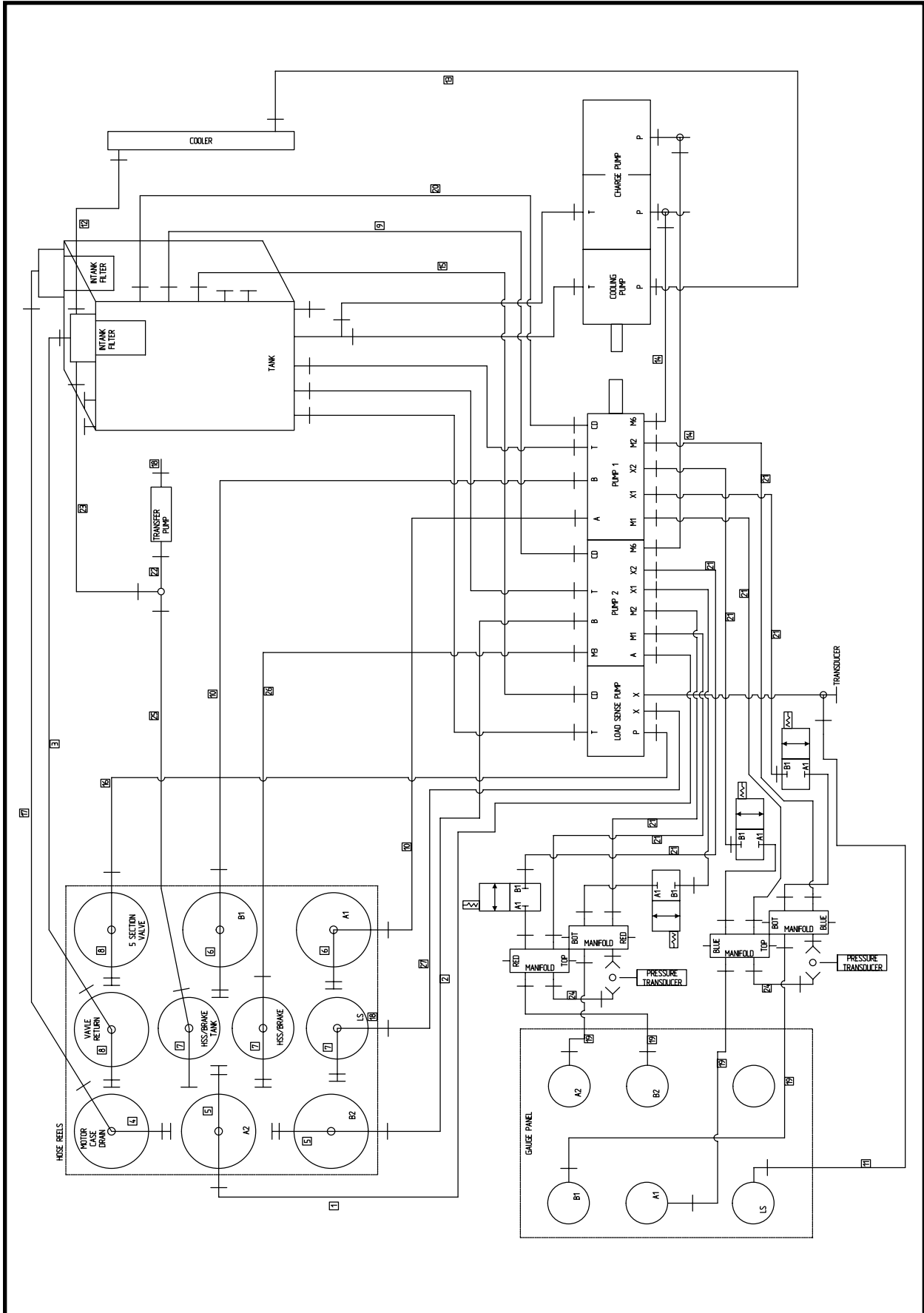


FITTING KIT, 040859A
SLS (Electric) POWER PACK (SN F40710F-02 & AFTER)

ITEM	QTY	PART NO.	DESCRIPTION
0	1	040859A	FITTING KIT
1	5	P0300-661	FITTING, FS6403-16-16
2	6	P0300-356	FITTING, 06MFOR-06MB
3	3	P0300-923	FITTING, 08MFFOR-08MJ
4	2	P0300-922	FITTING, 12MFFOR-12MJ
5	12	P0300-355	FITTING, 06MFOR-06MB90
6	1	P0300-086	FITTING, 08MP-04FPS
7	1	P0300-067	FITTING, 08MP-06FPS
8	2	P0300-376	FITTING, 06MFOR-06MFOR-06MB
9	1	P0300-630	FITTING, 20FFOR-16MFOR
10	1	P0300-755	FITTING, 04MB-04FB90
11	1	P0300-061	FITTING, 04FP-04FP90
12	1	P0300-121	FITTING, 06MJ-04MP
13	1	P0300-382	FITTING, 08MFOR-08MP
14	1	P0300-048	FITTING, 08MP-08MP
15	1	P0300-012	FITTING, 12MP-08FPS
16	1	P0300-024	FITTING, 12MP-08FPX45
17	1	P0300-303	FITTING, 08MFOR-08MFOR-BKHD-08MFOR
18	1	P0300-716	KIT, Split Flange
19	2	P0300-518	FLANGE
20	2	P0300-460	ORING, 32FLOR
21	1	P0300-521	FITTING, 20FOP
22	5	P0300-520	FITTING, 20SFV
23	2	P0300-371	FITTING, 16MFOR-16MB90
24	1	P0300-632	FITTING, 12MFFOR-16MB90
25	5	P0300-458	ORING, 20FLOR
26	2	P0300-589	FITTING, 16MFFOR-12MB90
27	2	P0300-845	FITTING, 20MFFOR-24L90 ADAPTER
28	2	P0300-935	ELBOW ORFS CD62
29	2	P0300-536	FITTING, 12MB-12FB-12FB
30	2	P0300-771	FITTING, 12MB-04FP STRAIGHT
31	2	P0300-375	FITTING, 08MFOR-12MB
32	1	P0300-878	FITTING, 04MB-04FB-04FB
33	1	P0300-799	FITTING, 04MB-06FB
34	1	P0300-362	FITTING, 04MFOR-04MB
35	1	P0300-844	FITTING, 20MFFOR-24FL
36	2	P0300-845	FITTING, 20MFFOR-24L90 ADAPTER
37	1	P0300-630	FITTING, 20FFOR-16MFOR
38	1	P0300-115	FITTING, 16MP-12FP90
39	1	P0300-636	FITTING, 08MFOR-12MP
40	1	P0300-361	FITTING, 12MFOR-10MB
41	1	P0300-319	FITTING, 16MFFOR-16MB
42	4	P0300-934	FLANGE, Split
43	1	P0300-317	FITTING, 08MFOR-08FFORX90
44	8	P0300-176	FITTING, 06MB-HHP
45	2	P0300-338	FITTING, 06MBX-06MBX90
46	4	P0300-234	FITTING, 06MB-06FJX
47	4	P0300-041	FITTING, 06MJ-06MB
48	6	P0300-310	FITTING, 04MFOR-06MB
49	2	P0300-311	FITTING, 04MFFOR-06MB90

HOSE KIT, 040860A

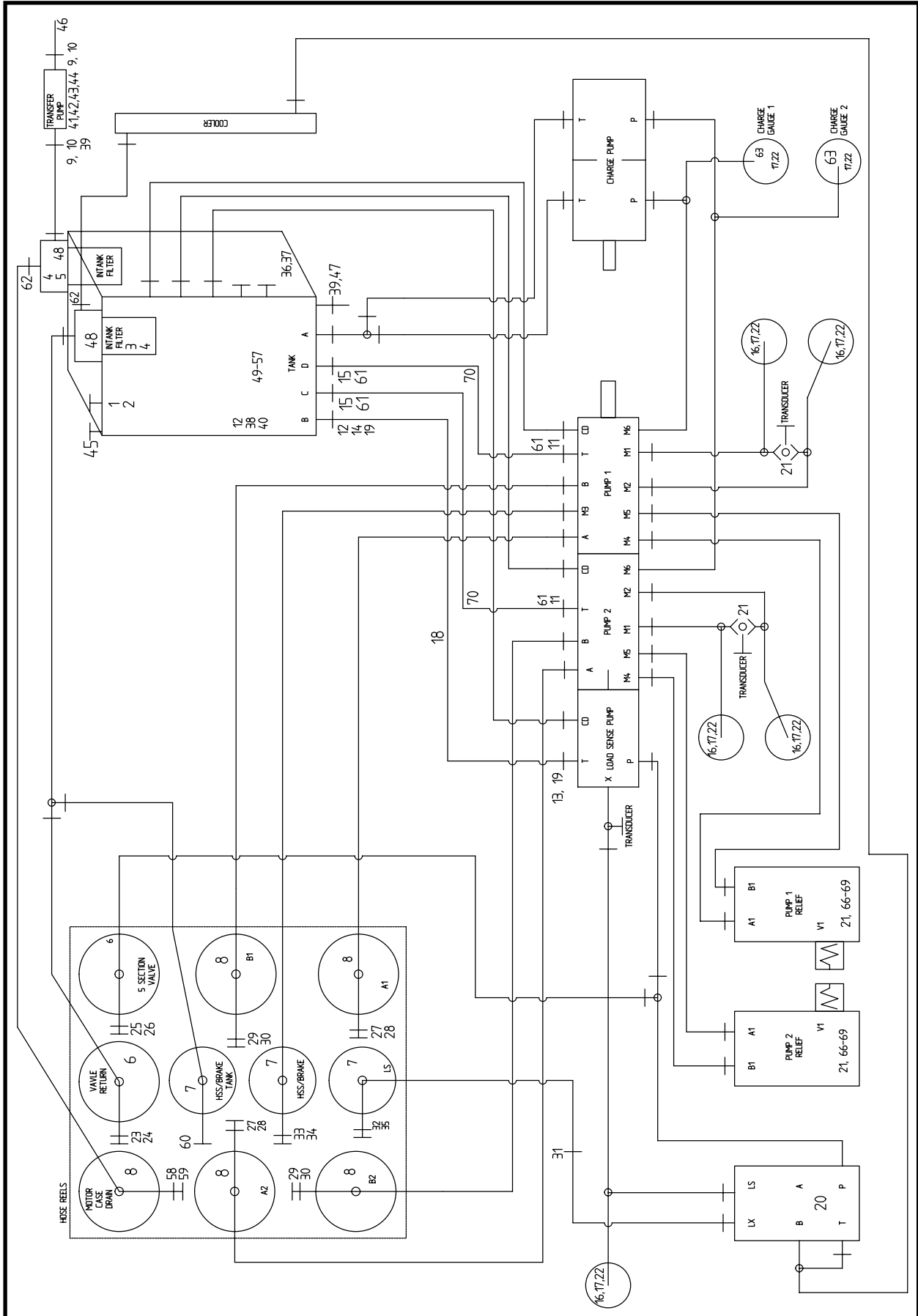
SLS (Electric) POWER PACK (SN F40710F-02 & AFTER)



HOSE KIT, 040860A
SLS (Electric) POWER PACK (SN F40710F-02 & AFTER)

ITEM	QTY	PART NO.	DESCRIPTION
0	1	040860A	HOSE KIT
1	1	A08531A-048	HOSE ASSEMBLY 1 x 48
2	1	A08531A-032	HOSE ASSEMBLY 1 x 32
3	1	A10304A-038	HOSE ASSEMBLY 3/4 x 38
4	1	A09862A-600	HOSE ASSEMBLY 1 x 600
5	2	A09862A-600-R	HOSE ASSEMBLY 1 x 600 (Red)
6	2	A09862A-600-B	HOSE ASSEMBLY 1 x 600 (Blue)
7	3	A09949A-600	HOSE ASSEMBLY 3/8 x 600
8	2	A10303A-600	HOSE ASSEMBLY 3/4 x 600
9	1	A10374A-069	HOSE ASSEMBLY 1 x 69
10	2	A10381A-055	HOSE ASSEMBLY 1 x 55
11	1	A10325A-023	HOSE ASSEMBLY 1/4 x 23
12	1	A09854A-022	HOSE ASSEMBLY 1 x 22
13	1	A10370A-067	HOSE ASSEMBLY 1 x 67
14	2	A10392A-036	HOSE ASSEMBLY 3/8 x 36
15	1	A09859A-080	HOSE ASSEMBLY 3/4 x 80
16	1	A09802A-095	HOSE ASSEMBLY 3/4 x 95
17	1	A09852A-051	HOSE ASSEMBLY 1 x 51
18	1	A10461A-032	HOSE ASSEMBLY 1/2 x 32
19	4	A09889A-028	HOSE ASSEMBLY 1/4 x 28
20	1	A10446A-055	HOSE ASSEMBLY 1 x 55
21	8	A09899A-034	HOSE ASSEMBLY 1/4 x 34
22	1	A10491A-025	HOSE ASSEMBLY 1/2 x 25
23	1	A09911A-055	HOSE ASSEMBLY 1/2 x 55
24	2	A09891A-019	HOSE ASSEMBLY 1/4 x 19
25	1	A09912A-072	HOSE ASSEMBLY 1/2 x 72
26	1	A10312A-041	HOSE ASSEMBLY 3/8 x 41
27	1	A10475A-050	HOSE ASSEMBLY 3/8 x 50

SLIPLINING POWER PACK HYDRAULICS, 040829A00
SLSD (Diesel) POWER PACK



SLIPLINING POWER PACK HYDRAULICS, 040829A00
SLSD (Diesel) POWER PACK

ITEM	QTY	PART NO.	DESCRIPTION
0	1	040829A00	SLSD POWER PACK HYDRAULICS
1	4	P0001-07-005	BOLT, Hex 7/16 UNC x 1.25
2	4	P0040-007	WASHER, Hardened Flat 7/16
3	8	P0040-006	WASHER, Hardened Flat 3/8
4	4	P0001-06-005	BOLT, Hex 3/8 UNC x 1.25
5	4	P0001-06-004	BOLT, Hex 3/8 UNC x 1
6	2	P0302-820	SWIVEL, Joint 12 x 12 JIC
7	3	P0302-819	SWIVEL, Joint 8 x 8 JIC
8	5	P0302-821	SWIVEL, Joint 16 x 16 JIC
9	2	P0093-005	WASHER, Neoprene
10	2	P0093-004	FITTING, Hose
11	2	P0220-223	FITTING, 20 Insert-90-20MB
12	12	P0001-08-006	SCREW, Hex Cap 1/2 UNC x 1.5
13	1	P0220-210	FITTING, 32 Insert-90-Code 61-20FL
14	1	P0220-342	ELBOW, 45° Hose Insert 2"
15	2	P0220-209	FLANGE, 20 Insert 90 20FL
16	5	P0301-146	GAUGE, 6000 PSI
17	7	P0300-594	FITTING, 4FB-4MFFOR
18	1	P0201-159-025	HOSE, Suction 2
19	2	P0201-180	CLAMP, T-Bolt
20**	1	P0302-526	VALVE
21	2	P0302-530	VALVE, Shuttle
22	21	P0017-06-323	SCREW, Machine 6-32 x 1/2
23	1	P0100-066	COUPLER, Male
24	1	P0100-066A	CAP, Aluminum 3/4
25	1	P0100-065A	PLUG, Aluminum 3/4
26	1	P0100-065	COUPLER, Female
27	2	P0100-068	COUPLER, Male
28	2	P0100-068A	PLUG, Aluminum Protective
29	2	P0100-067	COUPLER, Female
30	2	P0100-067A	CAP, 1 Aluminum
31	1	P0309-203	FILTER (Includes items 31a-31b)
31a	1	P0309-203A	ELEMENT
31b	1	P0309-203B	GASKET
32	1	P0100-111A	PLUG, Aluminum Protective
33	1	P0100-112	COUPLER, 1/2 QD
34	1	P0100-112A	PLUG, Aluminum Protective
35	1	P0100-111	NIPPLE, 1/2 QD
36	16	P0040-008	WASHER, Hardened Flat 1/2
37	8	P0003-08-000	NUT, Hex 1/2
38	1	P0301-138	GAUGE, Sight
39	2	P0302-185	VALVE 1/2" Ball
40	600 QT	P0126-001	OIL, Hydraulic AW-46
41***	1	P0303-281	PUMP, Transfer
42	4	P0001-04-003	BOLT, Hex 1/4 UNC x .75
43	8	P0040-004	WASHER, Hardened Flat 1/4
44	4	P0003-04-000	NUT, Hex 1/4
45	1	P0309-188	BREATHER, Reservoir
46	1	P0417-003	CAP, Hex Pipe 1/2
47	1	P0416-003	PLUG, Square Head 1/2
48	2	P0309-212	FILTER, Intank 100 GPM (Includes item 48a)
48a	2	P0309-212A	ELEMENT
49	1	A40764P	PIPE, PVC 1-1/4
50	1	P0258-059	ADAPTER, PVC Male 1-1/4 NPT

(Continued on next page)

SLIPLINING POWER PACK HYDRAULICS, 040829A00
SLSD (Diesel) POWER PACK

ITEM	QTY	PART NO.	DESCRIPTION
51	2	P0258-056	ELBOW, Street 2 NPT 90°
52	2	A40761P	PIPE, PVC 2.00 x 6.50
53	3	A48657P	PIPE, PVC 1.00 x 24.00
54	3	P0258-061	ELBOW, Street 1 NPT 90°
55	2	A48656P	PIPE, PVC 2.50 x 7.00
56	2	P0258-062	ELBOW, PVC 2.5 90
57	2	P0258-063	FITTING, Pipe PVC 2.5 Straight
58	1	P0100-035	COUPLER, Quick, Male 1
59	1	P0100-035A	CAP, Male
60	1	P0100-089	COUPLER, Quick, Male
61	4	P0201-205	T CLAMP
62	2	P0300-844	FITTING, 20MFFOR-24FL
63	2	P0301-122	GAUGE, 600 PSI
64*	1	040830A00	KIT, Fitting
65*	1	040831A00	KIT, Hose
66	2	P0302-832	BODY
67	2	P0302-835	PLUG, Cavity
68	2	P0302-842	COIL, 24VDC
69	2	P0302-843	VALVE, Solenoid Bi-Directional
70	2	P0201-227-028	LINE, Return 1-1/4'

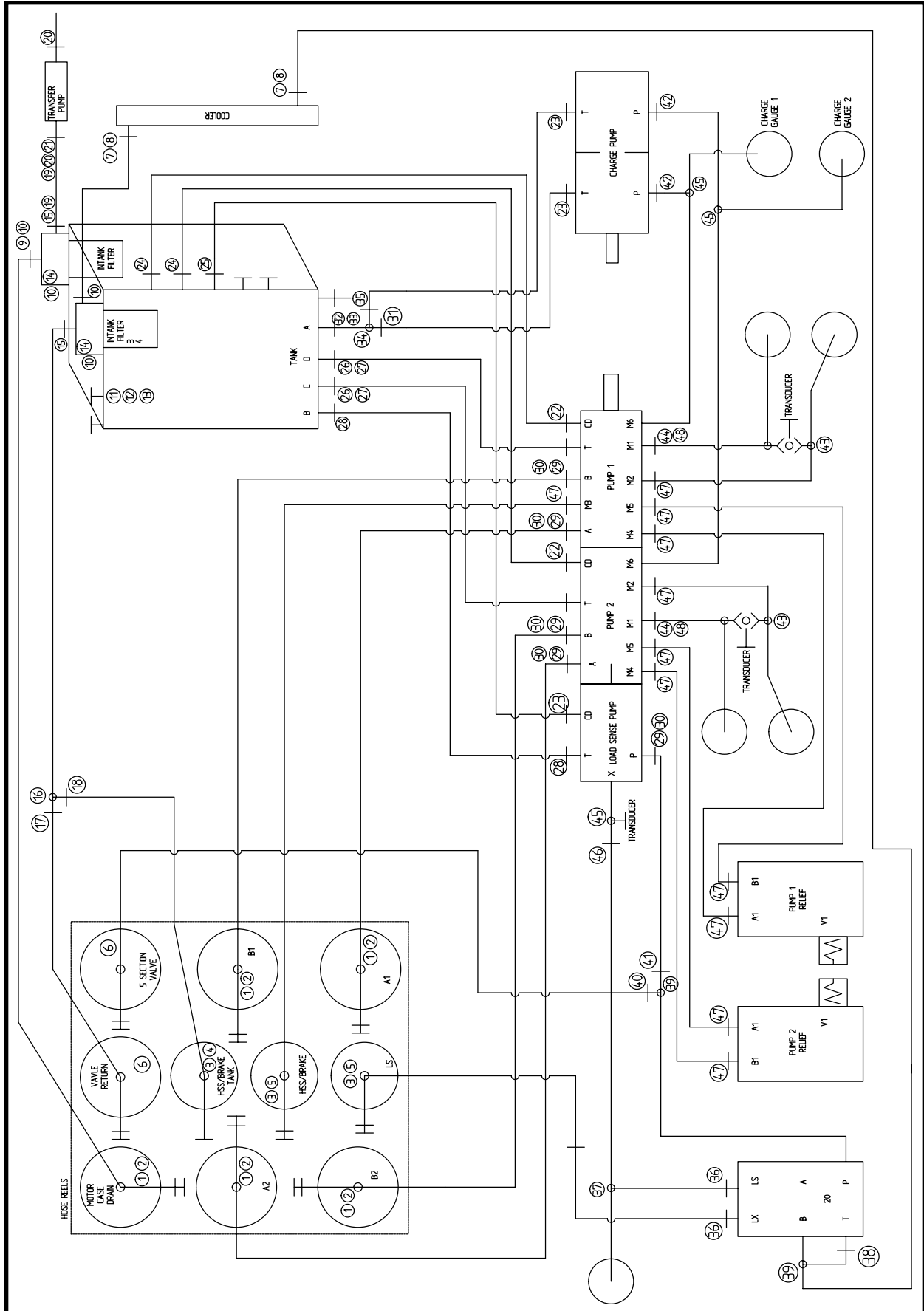
QT - Quart

* Refer to this section for parts information.

** Refer to Section 7, Valves for parts information.

*** Refer to Section 9, Pumps for parts information.

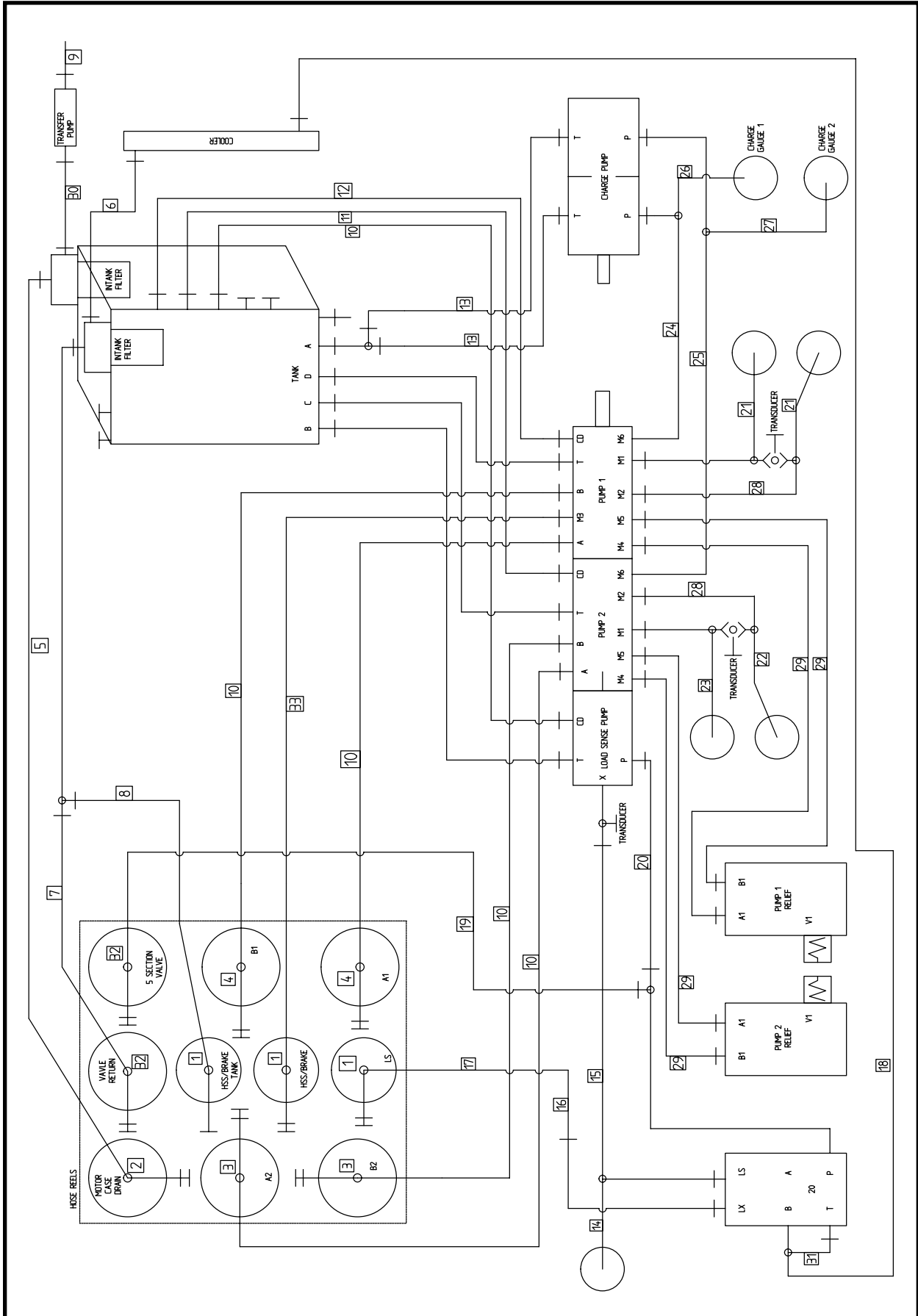
FITTING KIT, 040830A00
SLSD (Diesel) POWER PACK



FITTING KIT, 040830A00
SLSD (Diesel) POWER PACK

ITEM	QTY	PART NO.	DESCRIPTION
0	1	040830A00	FITTING KIT SLSD POWER PACK
1	5	P0300-668	FITTING, 16MFFOR-16FFORX90
2	5	P0300-661	FITTING, FS6403-16-16 FITTING
3	3	P0300-454	FITTING, 08FJ-06MJ
4	1	P0300-923	FITTING, 08MFFOR-08MJ
5	2	P0300-439	FITTING, 08MJ-06MJ
6	2	P0300-440	FITTING, 12MJ-12MJ
7	2	P0300-161	FITTING, 24MB-20FB
8	2	P0300-620	FITTING, 20MFOR-20MB90
9	1	P0300-845	FITTING, 20MFFOR-24L90 Adapter
10	4	P0300-446	FITTING, 24SFO
11	1	P0300-521	FITTING, 20FOP
12	1	P0300-520	FITTING, 20SFW
13	1	P0300-458	FITTING, 20FLOR
14	2	P0300-175	FITTING, 02MP-02FP90
15	2	P0300-133	FITTING, 16MP-12FPS
16	1	P0300-076	FITTING, 16MP-16FP-16FP
17	1	P0300-369	FITTING, 12MFOR-12MP
18	1	P0300-764	FITTING, 08MFFOR-12MP90
19	2	P0300-382	FITTING, 08MFOR-08MP
20	2	P0300-023	FITTING, 12MP-08FP90--Block Style Only
21	1	P0300-048	FITTING, 08MP-08MP (With Chamfer)
22	2	P0300-589	FITTING, 16MFFOR-12MB90
23	3	P0300-425	FITTING, 12MFOR-10MB90
24	2	P0300-371	FITTING, 16MFOR-16MB90
25	1	P0300-632	12MFFOR-16MB90
26	2	P0300-932	ADAPTER, Flange
27	2	P0300-449	FITTING, 20CFHS
28	2	P0300-518	FLANGE, Captive
29	5	P0300-471	FITTING, 16SF XO-M12
30	5	P0300-935	ELBOW ORFS CD62 90
31	1	P0300-765	FITTING, 12MFFOR-20MB
32	1	P0300-862	FITTING, W184-20-20U
33	1	P0300-930	ADAPTER, Flange
34	1	P0300-937	FITTING, 20MB-20FB-20FB
35	1	P0300-608	FITTING, 12MFFOR-20MB90
36	2	P0300-314	FITTING, 04MFOR-05MB
37	1	P0300-312	FITTING, 04MFFOR-04FFORX-04MFFOR
38	1	P0300-372	FITTING, 12MFOR-12MB90
39	2	P0300-536	FITTING, 12MB-12FB-12FB
40	1	P0300-359	FITTING, 12MFOR-12MB45
41	1	P0300-479	FITTING, 16MFOR-12MB
42	2	P0300-302	FITTING, 08MFOR-10MB90
43	2	P0300-376	FITTING, 06MFOR-06MFOR-06MB
44	2	P0300-603	FITTING, 06MFOR-06FFORX90
45	3	P0300-797	FITTING, 06MB-06FB-06FB
46	1	P0300-338	FITTING, 06MBX-06MBX90
47	11	P0300-356	FITTING, 06MFOR-06MB
48	2	P0300-386	FITTING, 06MFOR-06MB-06MFOR

HOSE KIT, 040831A00 SLSD (Diesel) POWER PACK



HOSE KIT, 040831A00
SLSD (Diesel) POWER PACK

ITEM	QTY	PART NO.	DESCRIPTION
0	1	040831A00	HOSE KIT SLSD POWER PACK
1	3	A09949A-600	HOSE ASSEMBLY 3/8 x 600
2	1	A09862A-600	HOSE ASSEMBLY 1 x 600
3	2	A09862A-600-R	HOSE ASSEMBLY 1 x 600 (Red)
4	2	A09862A-600-B	HOSE ASSEMBLY 1 x 600 (Blue)
5	1	A09839A-057	HOSE ASSEMBLY 1 x 57
6	1	A09839A-132	HOSE ASSEMBLY 1 x 132
7	1	A10046A-020	HOSE ASSEMBLY 3/4 x 20
8	1	A10366A-027	HOSE ASSEMBLY 3/8 x 27
9	1	A10461A-036	HOSE ASSEMBLY 1/2 x 36
10	5	A10063A-072	HOSE ASSEMBLY 1 x 72
11	1	A10063A-064	HOSE ASSEMBLY 1 x 64
12	1	A09859A-036	HOSE ASSEMBLY 3/4 x 36
13	2	A09859A-027	HOSE ASSEMBLY 3/4 x 27
14	1	A10325A-013	HOSE ASSEMBLY 1/4 x 13
15	1	A10059A-048	HOSE ASSEMBLY 1/4 x 48
16	1	A10316A-018	HOSE ASSEMBLY 1/4 x 18
17	1	A10371A-032	HOSE ASSEMBLY 1/4 x 32
18	1	A09859A-080	HOSE ASSEMBLY 3/4 x 80
19	1	A10304A-090	HOSE ASSEMBLY 3/4 x 90
20	1	A10381A-022	HOSE ASSEMBLY 1 x 22
21	2	A10059A-040	HOSE ASSEMBLY 1/4 x 40
22	1	A10059A-030	HOSE ASSEMBLY 1/4 x 30
23	1	A10314A-033	HOSE ASSEMBLY 1/4 x 33
24	1	A10474A-019	HOSE ASSEMBLY 3/8 x 19
25	1	A10474A-032	HOSE ASSEMBLY 3/8 x 32
26	1	A10338A-022	HOSE ASSEMBLY 1/4 x 22
27	1	A10338A-034	HOSE ASSEMBLY 1/4 x 34
28	2	A10327A-027	HOSE ASSEMBLY 1/4 x 27
29	4	A10327A-017	HOSE ASSEMBLY 1/4 x 17
30	1	A10461A-040	HOSE ASSEMBLY 1/2 x 40
31	1	A10381A-022	HOSE ASSEMBLY 1 x 22
32	2	A10303A-600	HOSE ASSEMBLY 3/4 x 600
33	1	A10415A-034	HOSE ASSEMBLY 3/8 x 34

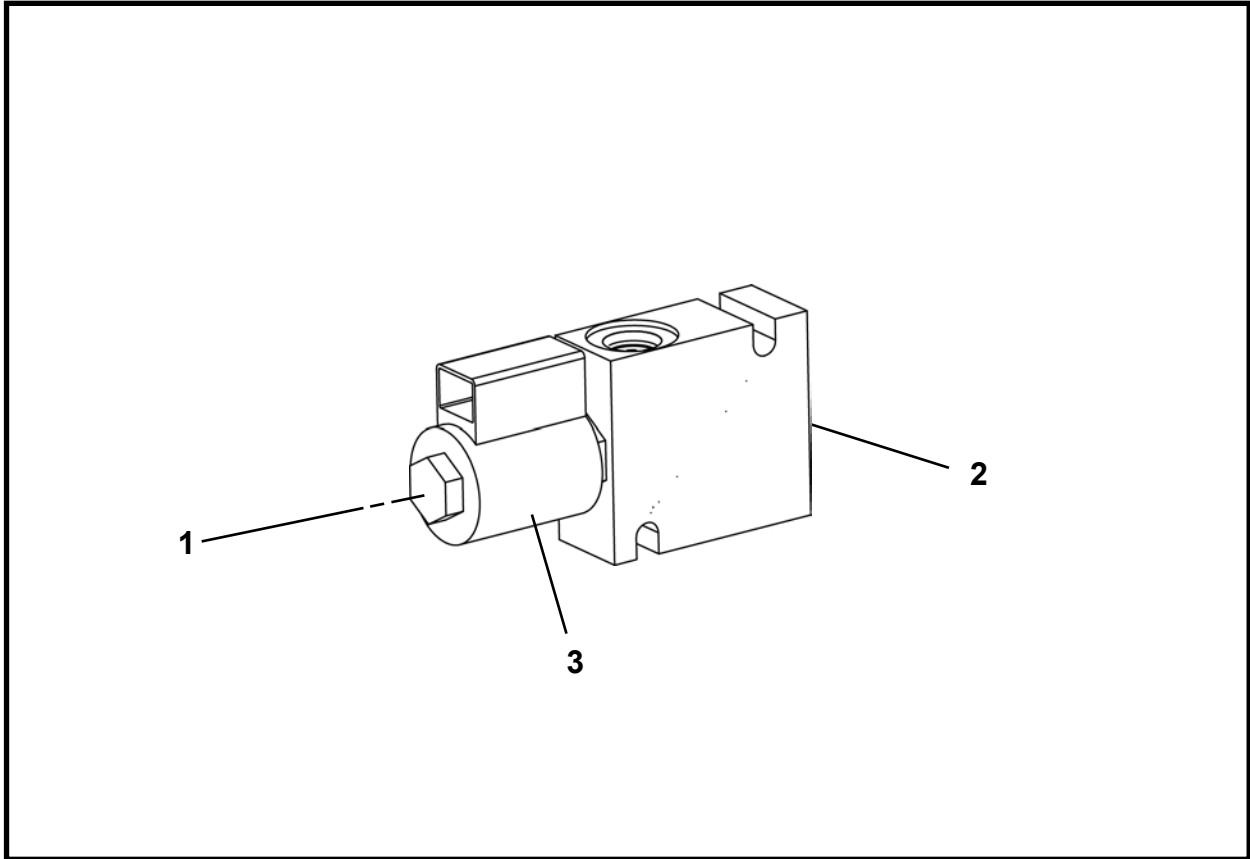
NOTES



Valves

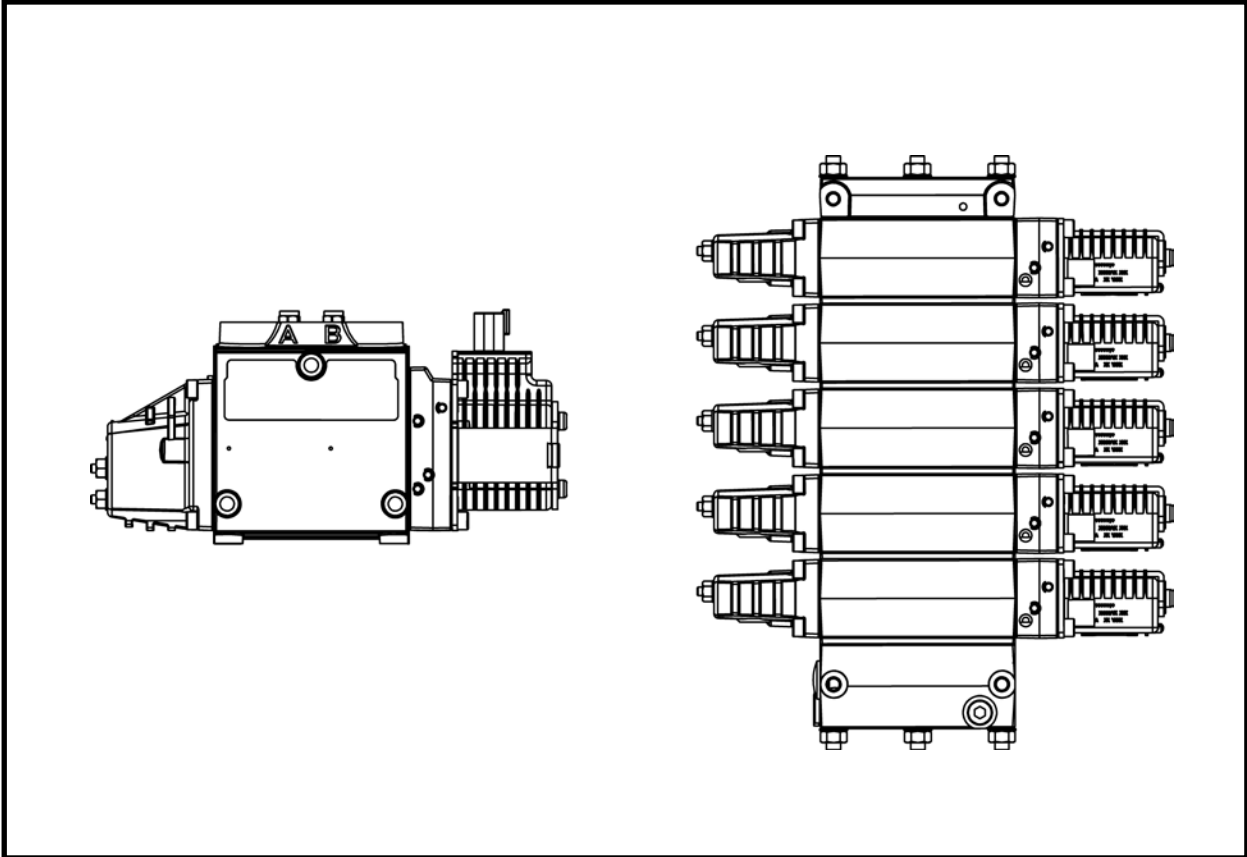
Sliplining 50/100 Frame	
Valve, Two Position, Three Way, P0302-737	2
Valve, 5 Section, P0302-816	3
SLSD Power Pack - Diesel	
Valve, Single Section, P0302-526	4

VALVE, P0302-737
SLS 50/100 FRAME



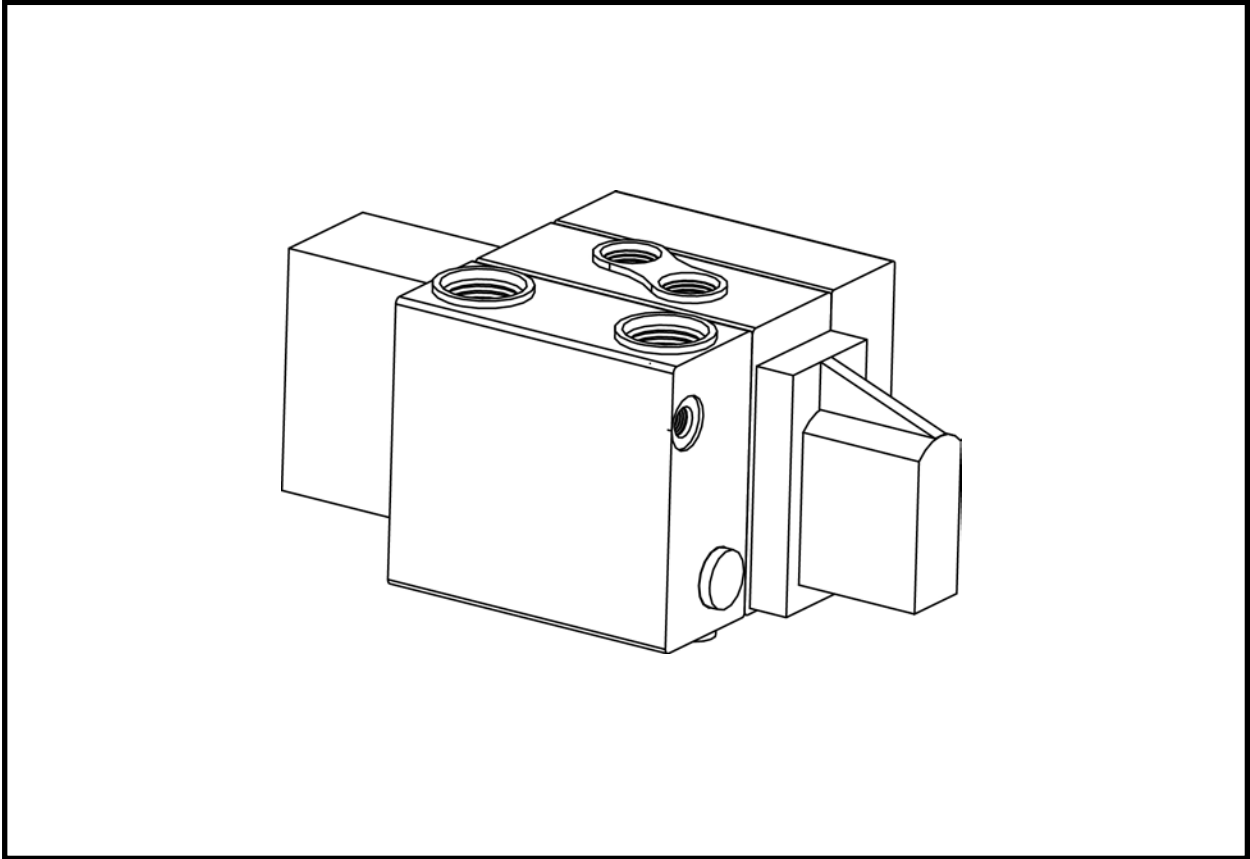
ITEM	QTY	PART NO.	DESCRIPTION
0	1	P0302-737	VALVE, Two Position, Three Way
1	1	P0302-737A	VALVE
2	1	P0302-737B	BODY
3	1	P0302-737C	COIL

VALVE - 5 SECTION, P0302-816
SLS 50/100 FRAME



ITEM	QTY	PART NO.	DESCRIPTION
0		P0302-816	VALVE, 5 Section

VALVE - SINGLE SECTION, P0302-526
SLSD (Diesel) POWER PACK



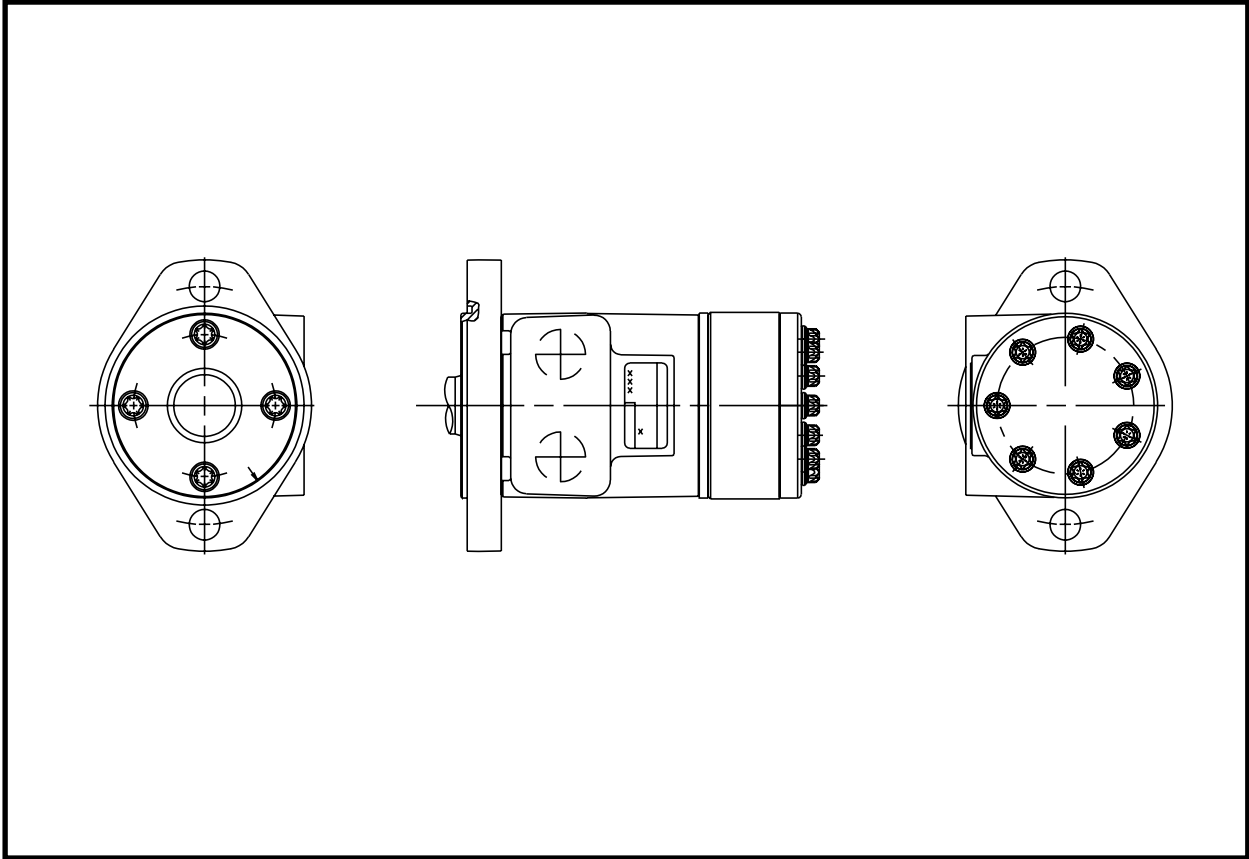
ITEM	QTY	PART NO.	DESCRIPTION
0		P0302-526	VALVE, Single Section



Motors


Sliplining 50/100 Frame	
Winch Motor, P0304-144	2
Drive Motor, P0304-354	3
Elevator Motor, P0304-355	4
SLS Power Pack - Electric	
Motor 200 HP, P0304-349	5
Motor 5 HP, P0304-350	6

WINCH MOTOR, P0304-144
SLS 50/100 FRAME



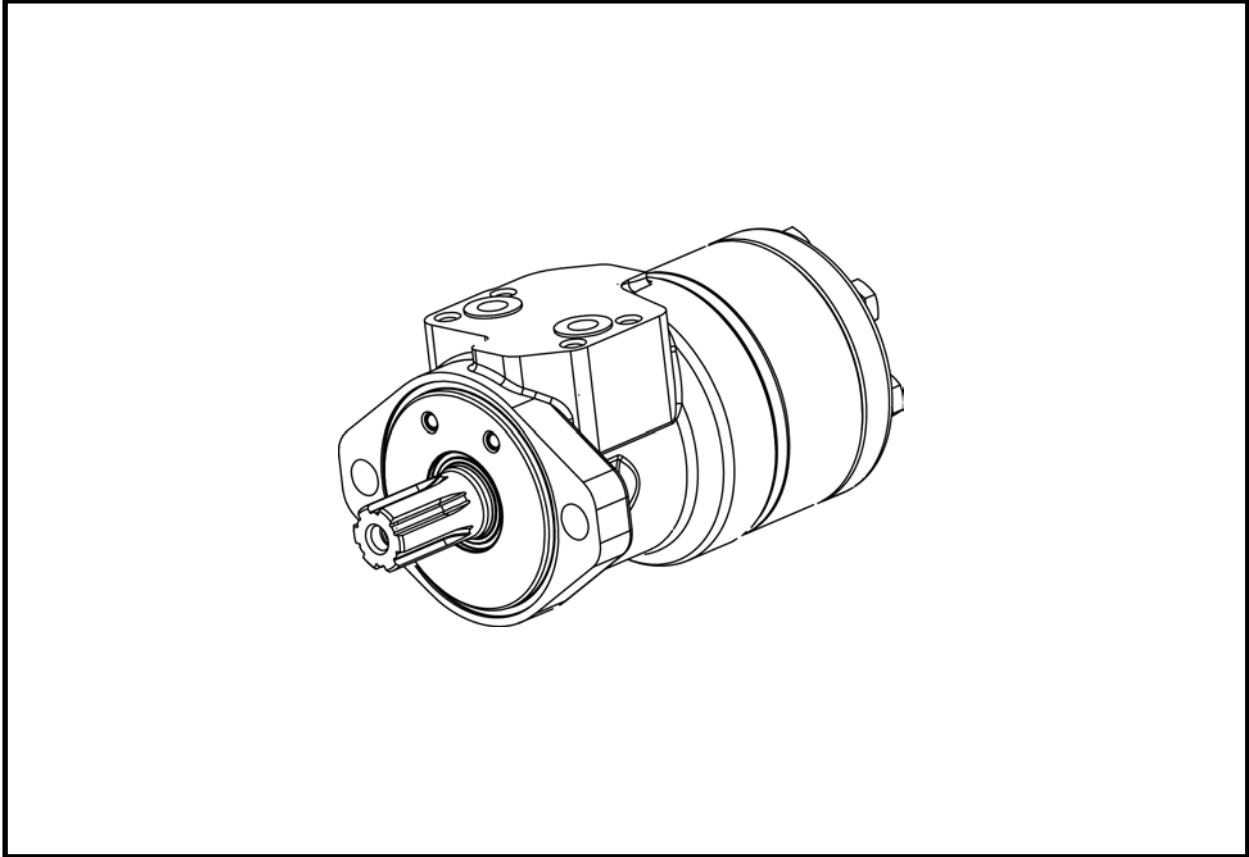
ITEM	QTY	PART NO.	DESCRIPTION
0	1	P0304-144	WINCH MOTOR

DRIVE MOTOR, P0304-354
SLS 50/100 FRAME



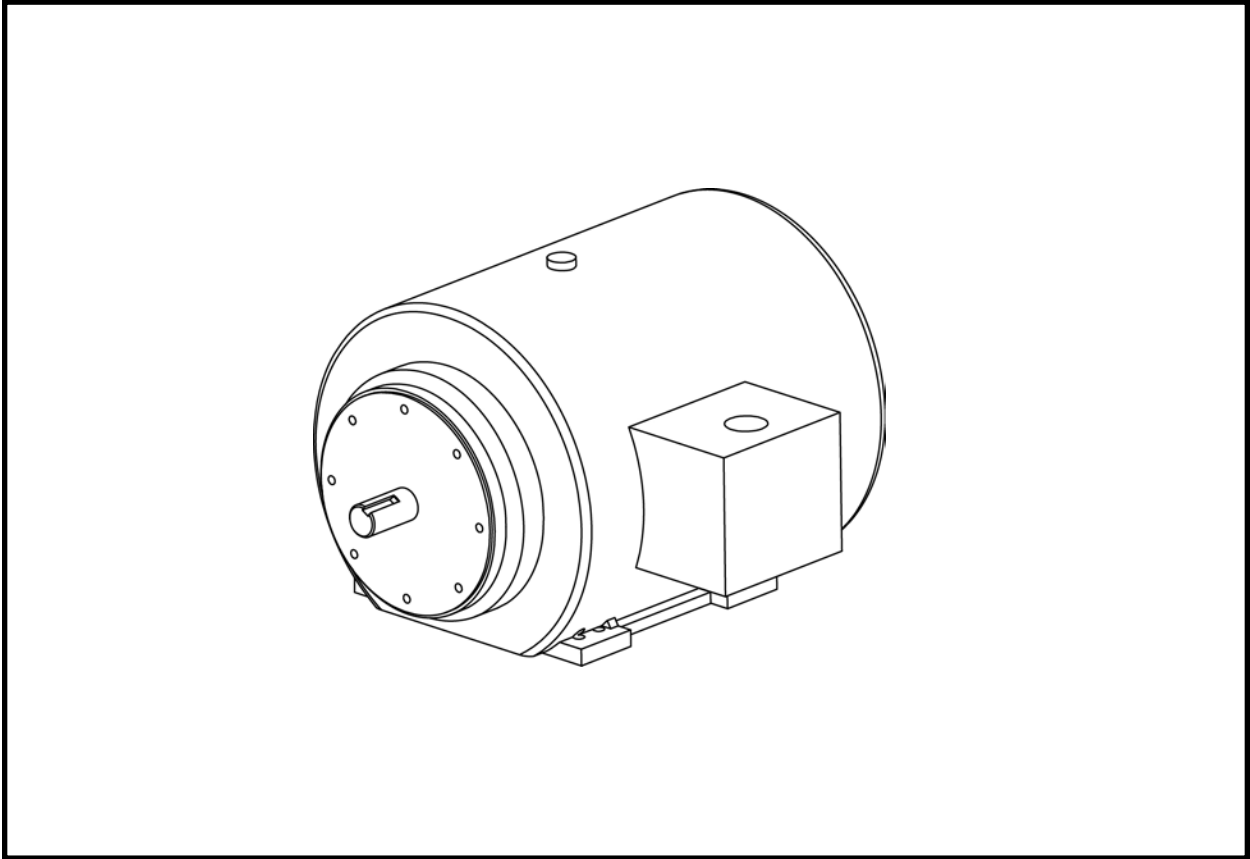
ITEM	QTY	PART NO.	DESCRIPTION
0	1	P0304-354	DRIVE MOTOR

ELEVATOR MOTOR, P0304-355
SLS 50/100 FRAME



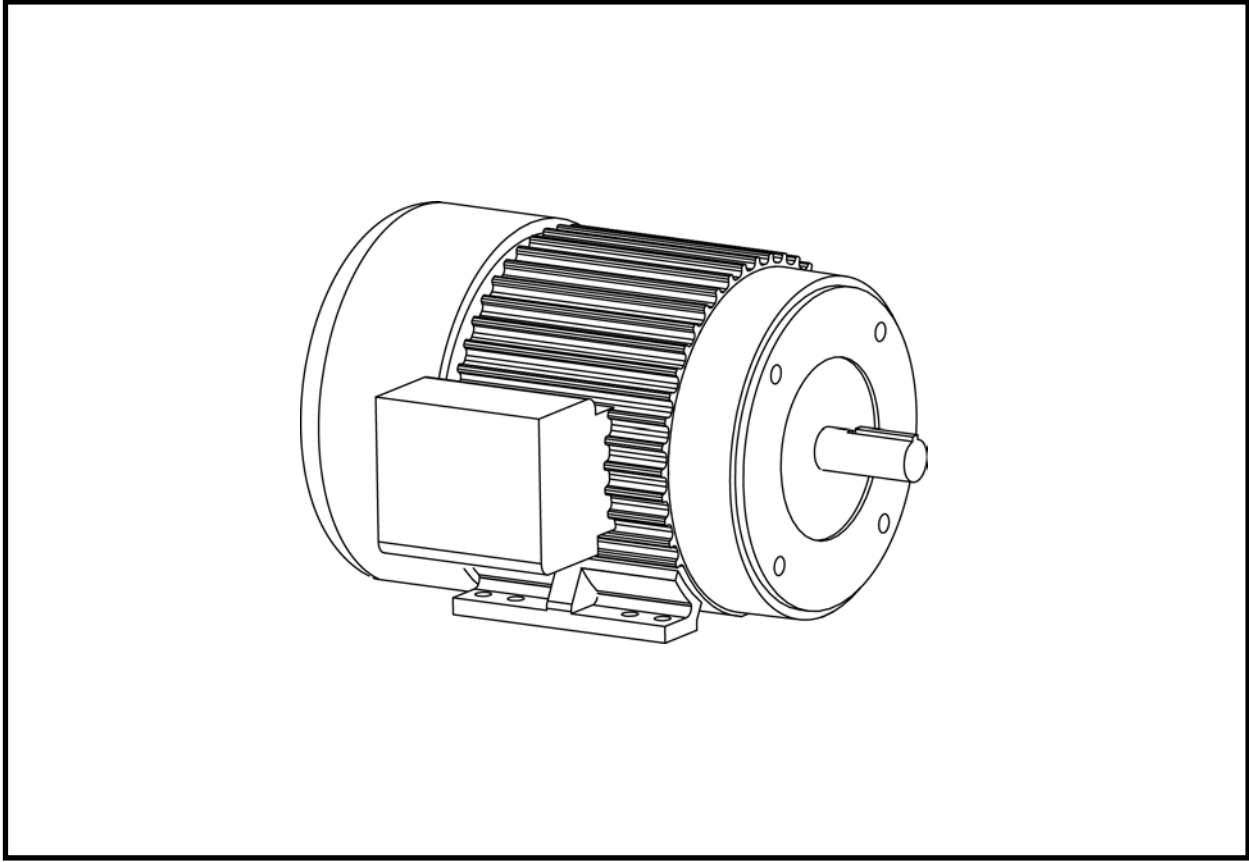
ITEM	QTY	PART NO.	DESCRIPTION
0	1	P0304-355	ELEVATOR MOTOR

ELECTRIC MOTOR 200 HP, P0304-349
SLS (Electric) POWER PACK



ITEM	QTY	PART NO.	DESCRIPTION
0	1	P0304-349	MOTOR 200 HP

ELECTRIC MOTOR 5 HP, P0304-350
SLS (Electric) POWER PACK



ITEM	QTY	PART NO.	DESCRIPTION
0	1	P0304-350	MOTOR 5 HP



Pumps

Sliplining Power Packs

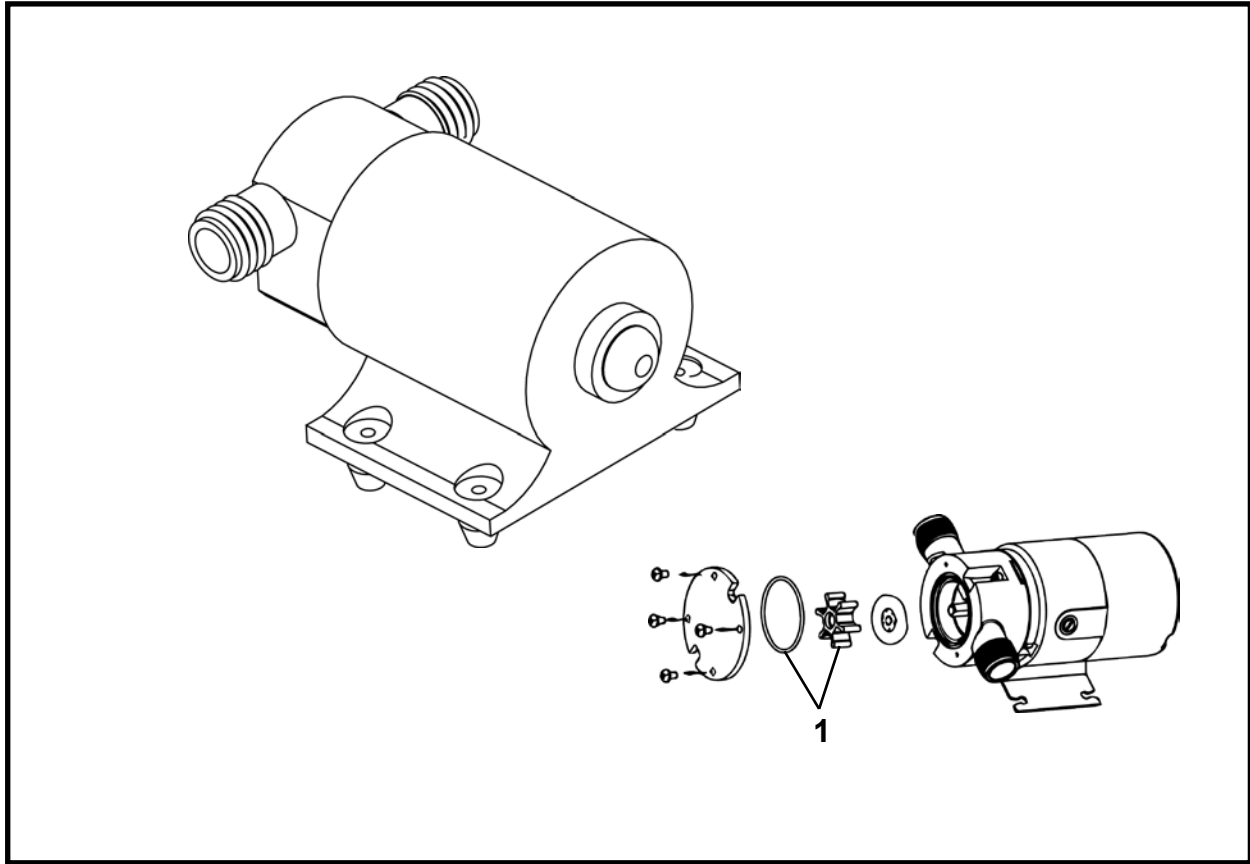
SLS - Electric

Transfer Pump, P0303-281	2
Front Pump, P0303-412	3
Rear Pump, P0303-413	4
Load Sense Pump, P0303-414	5
Three Section Pump, P0303-415	6

SLSD - Diesel

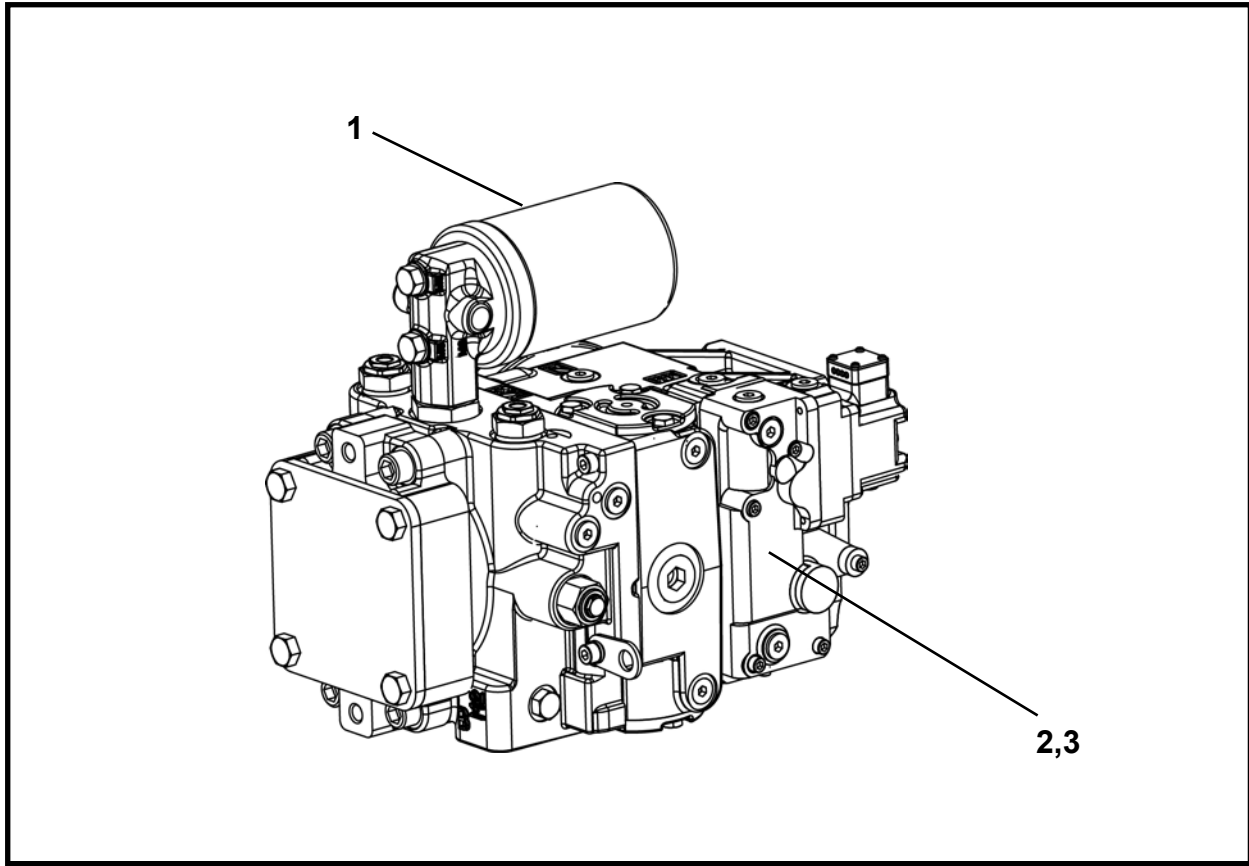
Transfer Pump, P0303-281	2
Front Pump, P0303-412	3
Rear Pump, P0303-413	4
Load Sense Pump, P0303-414	5
Double Gear Pump, P0303-421	7

TRANSFER PUMP, P0303-281
SLS (Electric) / SLSD (Diesel) POWER PACKS



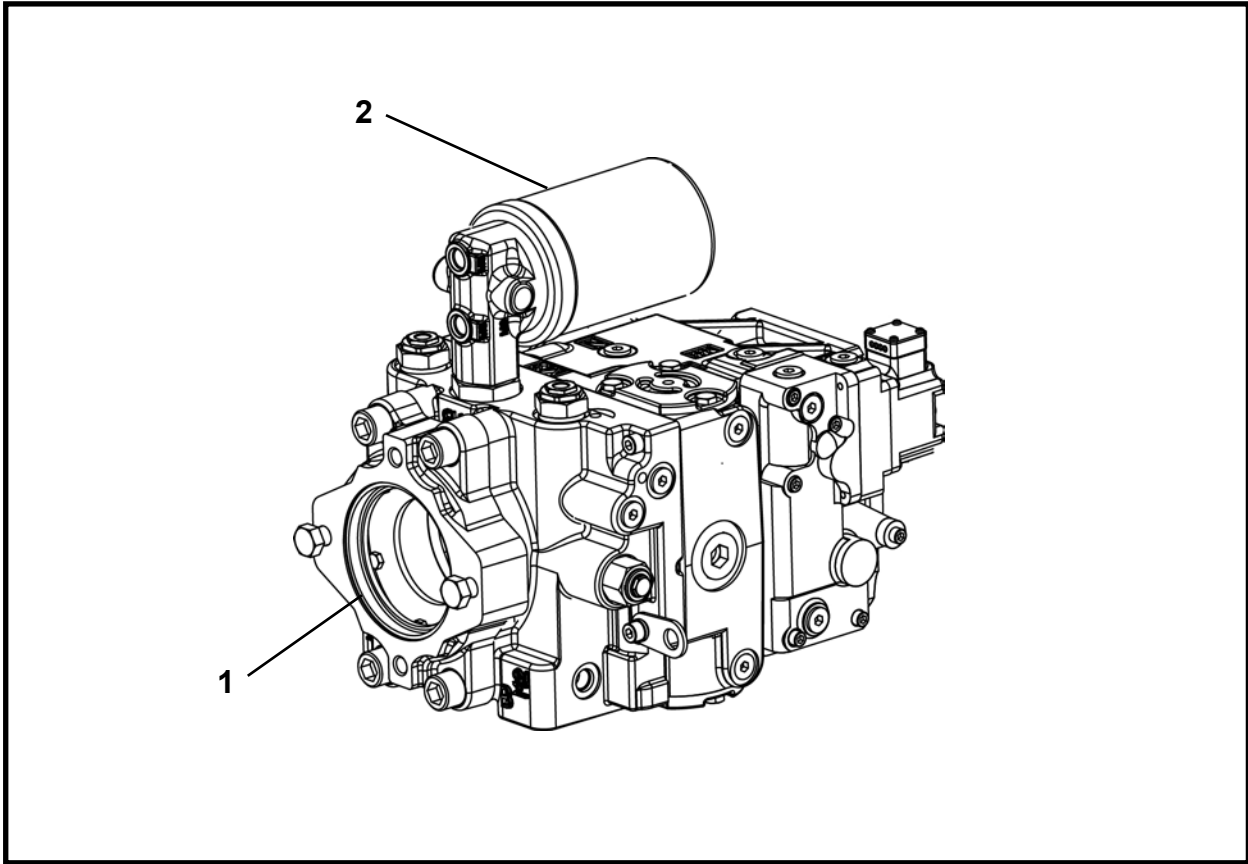
ITEM	QTY	PART NO.	DESCRIPTION
0	1	P0303-281	TRANSFER PUMP
1	1	P0303-281A	KIT, Impeller & Seal

FRONT PUMP, P0303-412
SLS (Electric) / SLSD (Diesel) POWER PACKS



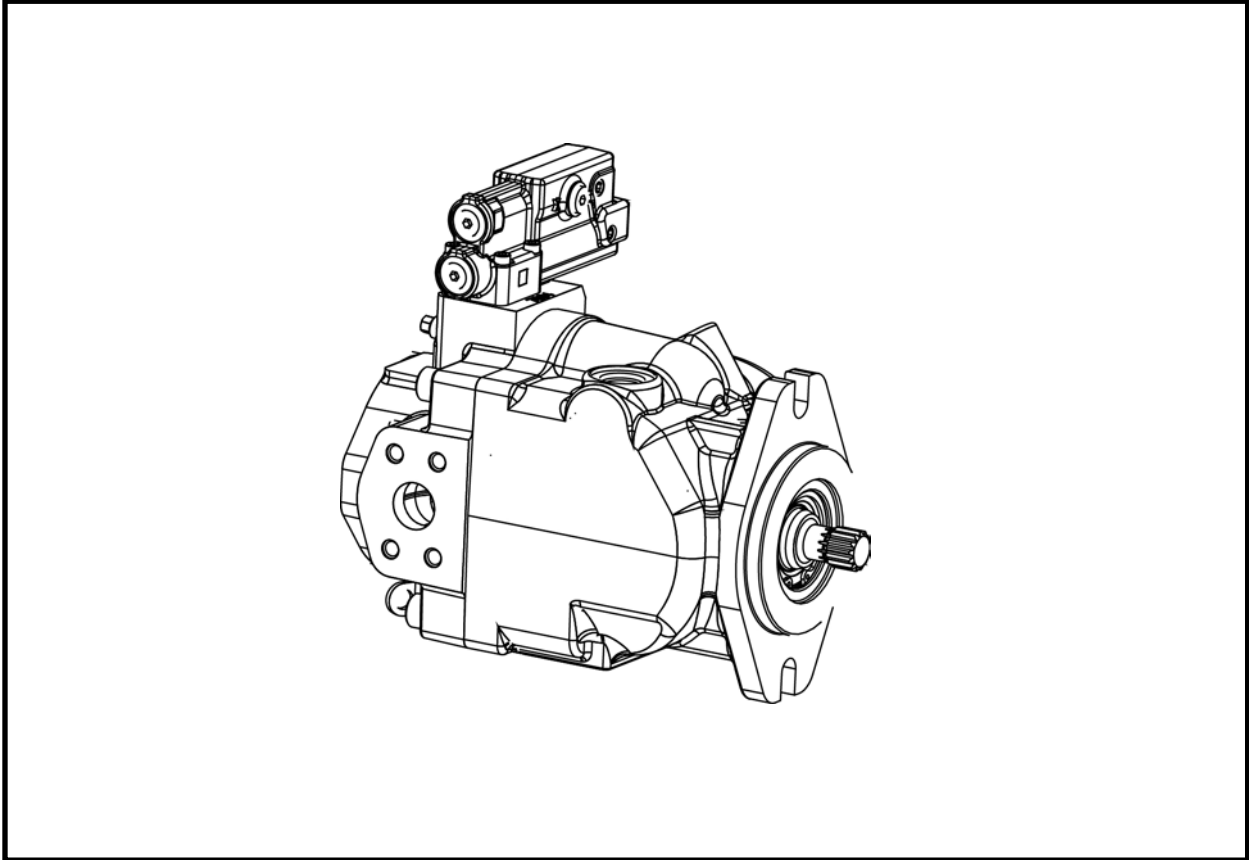
ITEM	QTY	PART NO.	DESCRIPTION
0	1	P0303-412	FRONT PUMP
1	1	P0303-412A	FILTER
2	1	P0303-412B	ORIFICE, Control .040
3	1	P0303-412C	ORIFICE, Control .054

REAR PUMP, P0303-413
SLS (Electric) / SLSD (Diesel) POWER PACKS



ITEM	QTY	PART NO.	DESCRIPTION
0	1	P0303-413	REAR PUMP
1	1	P0303-413A	ORING
2	1	P0303-412A	FILTER

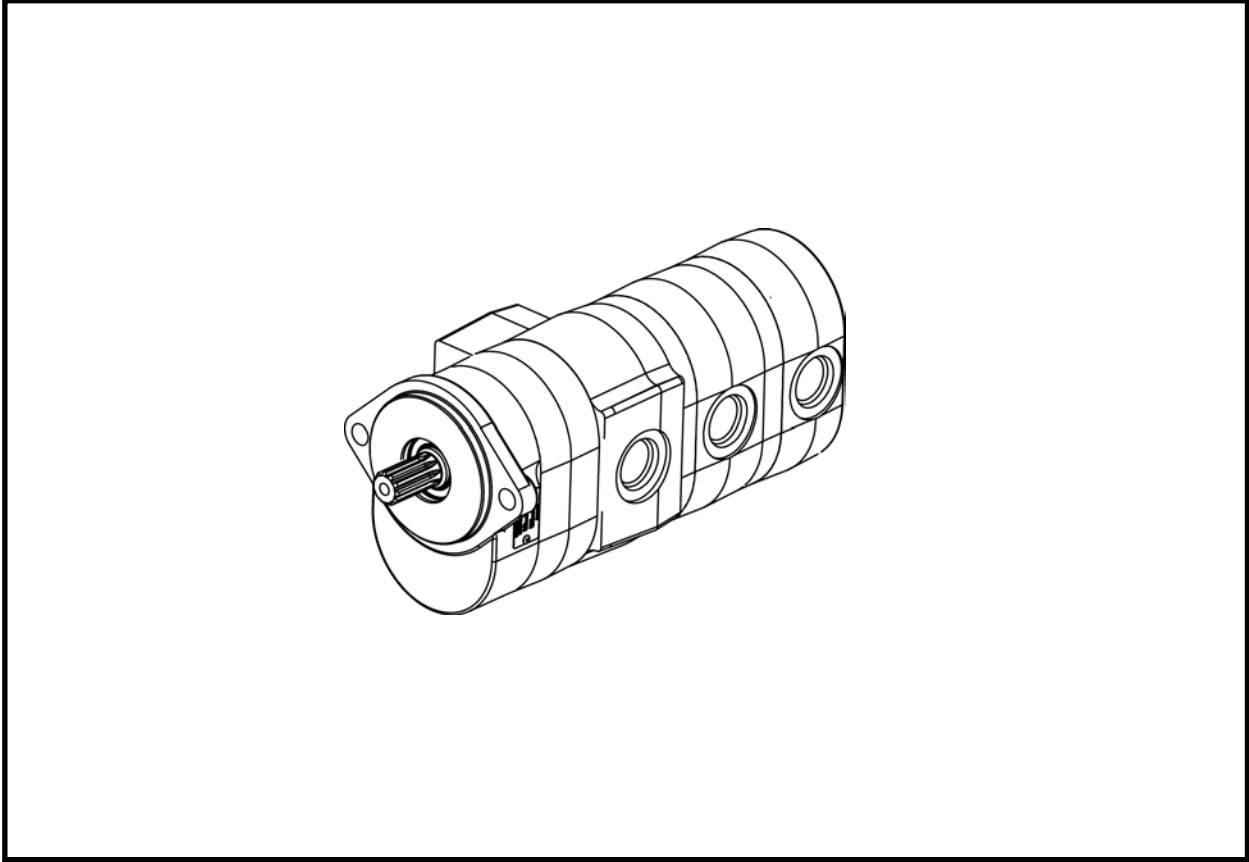
LOAD SENSE PUMP, P0303-414
SLS (Electric) / SLSD (Diesel) POWER PACKS



ITEM	QTY	PART NO.	DESCRIPTION
0	1	P0303-414	LOAD SENSE PUMP
1*	1	P0309-203	FILTER, Load Sense (Includes items 1a-1b)
1a	1	P0309-203A	ELEMENT
1b	1	P0309-203B	GASKET

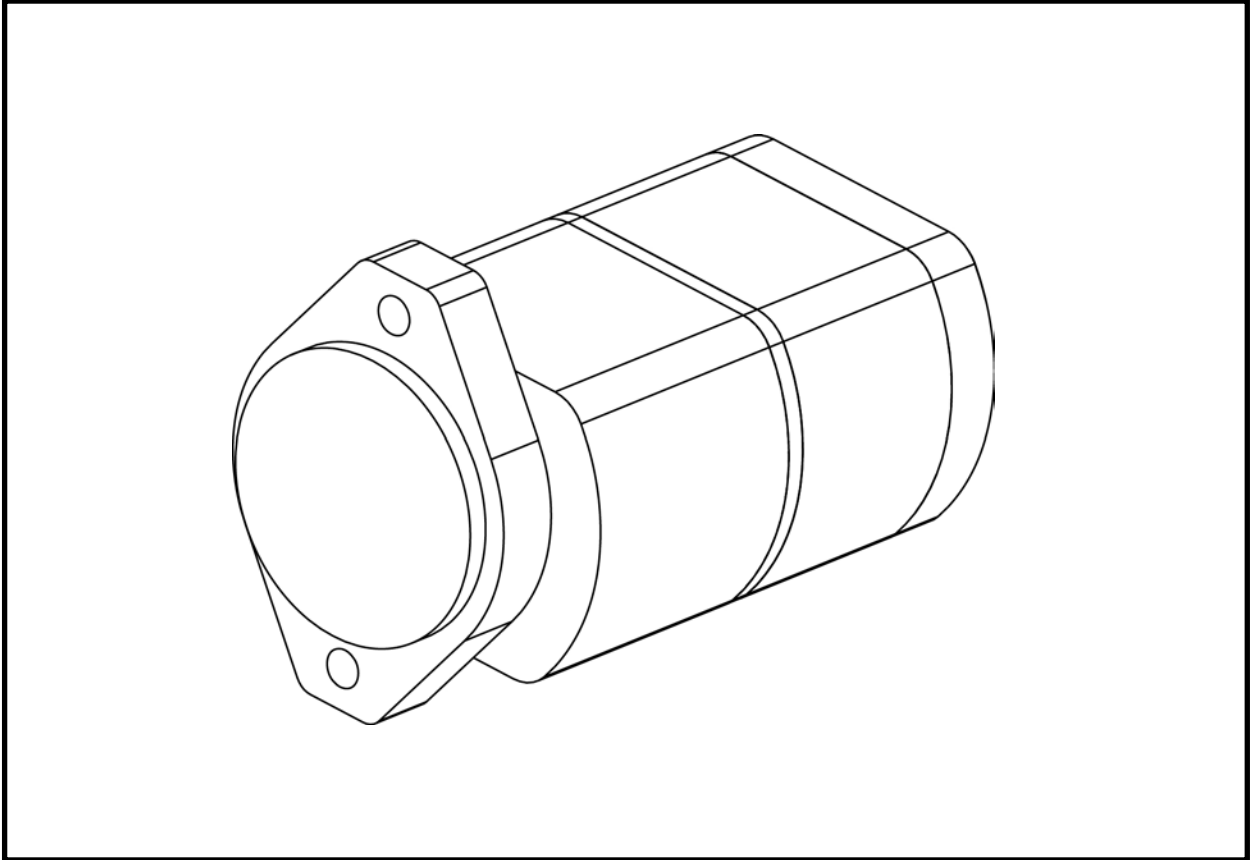
* Not Shown

THREE SECTION PUMP, P0303-415
SLS (Electric) POWER PACK



ITEM	QTY	PART NO.	DESCRIPTION
0	1	P0303-415	THREE SECTION PUMP

DOUBLE GEAR PUMP, P0303-421
SLSD (Diesel) POWER PACK



ITEM	QTY	PART NO.	DESCRIPTION
0	1	P0303-421	DOUBLE GEAR PUMP

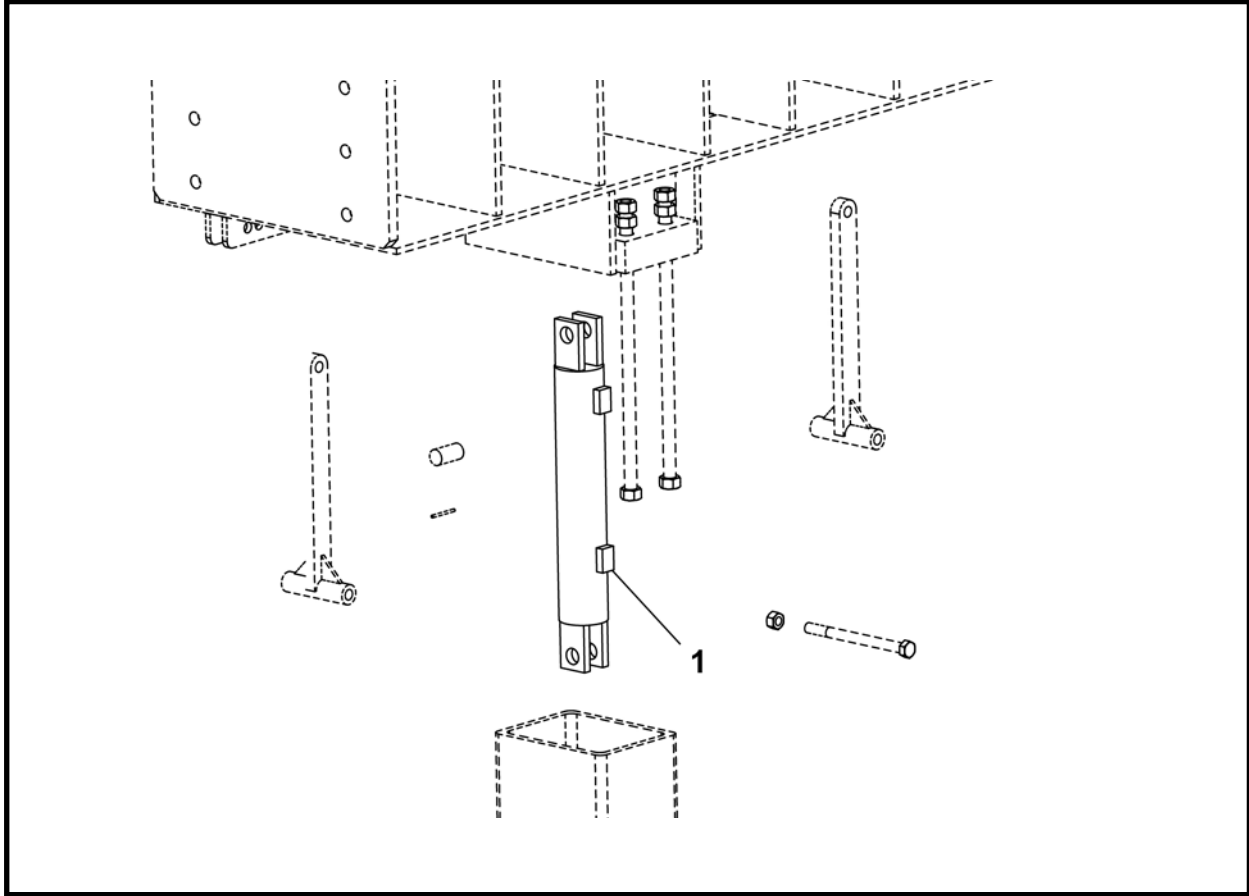
NOTES



Cylinders

Sliplining Frame	
Cylinder, Pipe Clamp P0307-233	2

**PIPE CLAMP CYLINDER, P0307-233
SLS 50/100 FRAME**



ITEM	QTY	PART NO.	DESCRIPTION
1	1	P0307-233	CYLINDER, Pipe Clamp

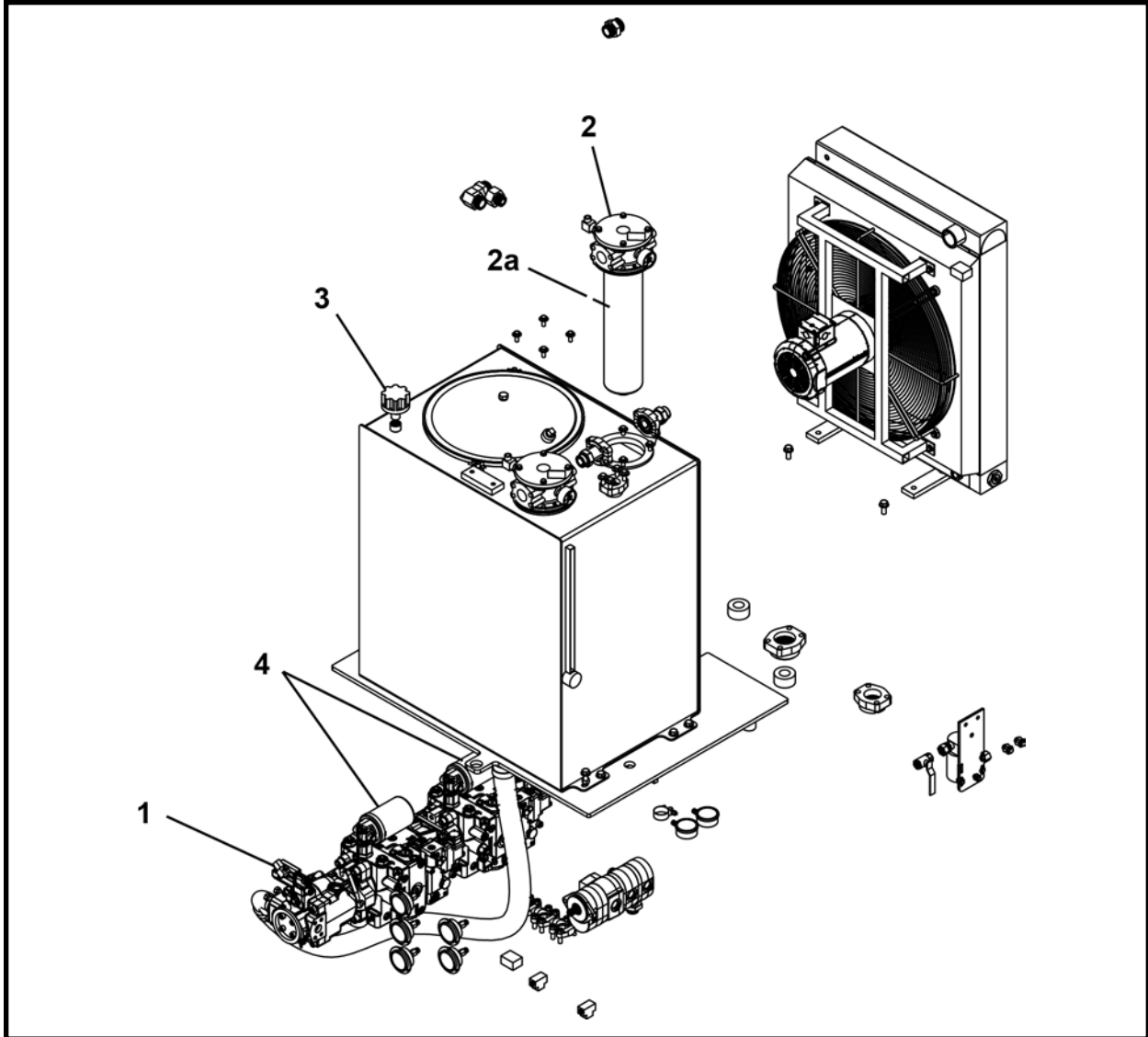


Miscellaneous

Filters 2

FILTERS

SLS (Electric) / SLSD (Diesel) POWER PACKS



ITEM	QTY	PART NO.	DESCRIPTION
1	1	P0309-203	FILTER, Load Sense (Includes items 1a-1b)
1a	1	P0309-203A	ELEMENT
1b	1	P0309-203B	GASKET
2	2	P0309-212	FILTER, In-tank (Includes item 2a)
2a	2	P0309-212A	ELEMENT
3	1	P0309-188	BREATHER, Reservoir
4	2	P0303-412A	FILTER, Pump



Alphabetical Index

B

Base frame assembly 3-2
 Battery charger & wireless remote pendant 4-2

C

Chain tensioner assembly 3-10
 Clamp cylinder, pipe 10-2
 Components, frame width 3-14
 Components, pipe specific 3-16
 Components, sliplining frame 1-2
 Container assembly 3-21
 Contents iii
 Control panel - diesel power pack 1-8
 Control panel - electric power pack 1-5
 Controls, operator 4-1
 Cylinder, pipe clamp 10-2
 Cylinders 10-1

D

Decals 2-1
 Decals, sliplining frame 2-2
 Decals, sliplining power pack 2-6, 2-8
 Diesel engine 1-10, 3-33
 Diesel power pack
 control panel - 1-8
 pressure gauge panel - 1-9
 Diesel, sliplining power pack - 1-7
 Diesel slsd power pack, 3-28
 Double gear pump, slsd power pack 9-7
 Drawbar channel assembly 3-4
 Drive motor, sls frame 8-3

E

Electrical 5-1
 Electric box assembly 5-10, 5-14
 Electric motor
 5 hp, sls power pack 8-6
 200 hp, sls power pack 8-5
 Electric, power pack
 control panel - 1-5
 pressure gauge panel - 1-6
 Electric, sliplining power pack - 1-4
 Electric sls power pack 3-20
 Elevator assembly 3-6
 Elevator motor, sls frame 8-4
 Engine - diesel 1-10, 3-33

F

Filters 11-2
 Fitting kit,
 slsd power pack 6-30
 sls frame 6-6
 sls power pack 6-14, 6-22
 Frame electrical assembly 5-2, 5-3
 Frame extension assembly 3-12
 Frame hydraulics 6-2
 Frame hydraulics schematic, sls 6-4
 Frame width components 3-14
 Front pump, power packs 9-3

G

General information 1-1
 Genuine akkerman parts i

H

Hardware specification i
 Hose kit,
 slsd power pack 6-32
 sls frame 6-8
 sls power pack 6-16, 6-24
 Hydraulics 6-1
 Hydraulic schematic,
 slsd power pack 6-29
 sls frame 6-4
 sls power pack 6-13, 6-21
 Hydraulics,
 slsd power pack 6-26
 sls frame 6-2
 sls power pack 6-10, 6-18

I

Introduction i

L

Load sense pump, power packs 9-5
 Locating parts i

(Continued on next page)

Alphabetical Index

M

Mandrel assembly	3-18
Measurements	i
Miscellaneous	11-1
Motor, drive, sls frame	8-3
Motor, electric 200 hp, sls power pack	8-5
Motor, elevator, sls frame	8-4
Motor/pump mount assembly	3-26
Motors	8-1
Motor, winch, sls frame	8-2

O

Operator controls	4-1
Operator controls & instrument	
slsd power pack	4-4
sls power pack	4-3

P

Parts ordering	i
Pendant, wireless remote	1-3
Pendant, wireless remote & battery charger ...	4-2
Pipe clamp assembly	3-11
Pipe clamp cylinder	10-2
Pipe shield assembly	3-19
Pipe specific components	3-16
Power pack base assembly	3-22, 3-30
Power pack control panel -	
diesel	1-8
electric	1-5
Power pack decals, sliplining	2-6, 2-8
Power pack, diesel slsd	3-28
Power pack electrical assembly ...	5-8, 5-12, 5-16
Power pack electrical assembly schematic ...	5-18
Power pack electrical box assembly	5-20
Power pack electrical schematic	5-9, 5-13
Power pack, electric sls	3-20
Power pack hydraulic schematic ..	6-13, 6-21, 6-29
Power pack hydraulics, sliplining	6-26
Power pack hydraulics, sls	6-10, 6-18
Power pack pressure gauge panel -	
diesel	1-9
electric	1-6
Pressure gauge panel -	
diesel power pack	1-9
electric, power pack	1-6
Pump assembly	3-27, 3-34
Pump, double gear, slsd power pack	9-7
Pump, front, power packs	9-3
Pump, load sense, power packs	9-5
Pump, rear, power packs	9-4
Pumps	9-1
Pump support assembly	3-24, 3-32
Pump, three section, sls power pack	9-6
Pump, transfer, power packs	9-2

Q

Quad drive assembly	3-8
---------------------------	-----

R

Rear pump, power packs	9-4
------------------------------	-----

S

Schematic, electrical	
slsd power pack	5-18
sls frame	5-5, 5-6
sls power pack	5-9, 5-13
Schematic, hydraulics	
slsd power pack	6-29
sls frame	6-4
sls power pack	6-13, 6-21
Sliplining frame components	1-2
Sliplining frame decals	2-2
Sliplining frame electrical	
wire harness schematic	5-5, 5-6
Sliplining power pack decals	2-6, 2-8
Sliplining power pack terminology	
diesel	1-7
electric	1-4
Sliplining power pack hydraulics ...	6-10, 6-18, 6-26
Sliplining power pack	
hydraulic schematic	6-13, 6-21, 6-29
Sliplining system	i
Slsd power pack, diesel	3-28
Sls frame hydraulics	6-2
Sls frame hydraulics schematic	6-4
Sls power pack, electric	3-20
Sls power pack hydraulics	6-10, 6-18
Structurals	3-1

T

Three section pump, sls power pack	9-6
Transfer pump, power packs	9-2

V

Valve - 5 section, sls frame	7-3
Valves	7-1
Valve - single section, slsd power pack	7-4
Valve, sls frame	7-2

W

Winch & lead block assembly	3-5
Winch motor, sls frame	8-2
Wireless remote pendant	1-3
Wireless remote pendant & battery charger ...	4-2
www.akkerman.com	i



Numerical Index

PART NO.	PAGE NO.	PART NO.	PAGE NO.	PART NO.	PAGE NO.
001440P00.....	3-11	040110A00.....	3-15	040170A00.....	3-15
002269P01.....	6-3	040111A00.....	3-15	040171A00.....	3-11
006911A00.....	3-2	040112A00.....	3-15	040172A00.....	3-15
040005A00.....	3-2	040113A00.....	3-15	040173A00.....	3-15
040006A00.....	3-2	040114A00.....	3-15	040174A00.....	3-15
040009A00.....	3-2	040115A00.....	3-15	040175A00.....	3-15
040009A00.....	3-4	040116A00.....	3-15	040176A00.....	3-15
040012A00.....	3-2	040120A00.....	3-13	040177A00.....	3-15
040013A00.....	3-2	040122A00.....	3-13	040200A00.....	3-16
040014A00.....	3-2	040123A00.....	3-13	040201A00.....	3-16
040017A00.....	3-4	040131A00.....	3-12	040202A00.....	3-16
040019A00.....	3-8	040140A00.....	3-15	040203A00.....	3-16
040019A00.....	3-10	040141A00.....	3-15	040204A00.....	3-16
040020A00.....	3-2	040142A00.....	3-15	040205A00.....	3-16
040020A00.....	3-5	040143A00.....	3-15	040206A00.....	3-16
040021A00.....	3-10	040144A00.....	3-15	040207A00.....	3-16
040022A00.....	3-10	040145A00.....	3-15	040225A00.....	3-16
040023A00.....	3-10	040146A00.....	3-15	040226A00.....	3-17
040024A00.....	3-10	040150A00.....	3-15	040227A00.....	3-17
040025A00.....	3-10	040151A00.....	3-15	040228A00.....	3-16
040078A00.....	3-2	040152A00.....	3-15	040229A00.....	3-17
040081A00.....	3-2	040153A00.....	3-15	040230A00.....	3-17
040087A00.....	3-11	040154A00.....	3-15	040234A00.....	3-16
040092A00.....	3-7	040155A00.....	3-15	040235A00.....	3-17
040100A00.....	3-15	040156A00.....	3-15	040236A00.....	3-17
040101A00.....	3-15	040160A00.....	3-15	040237A00.....	3-16
040102A00.....	3-15	040161A00.....	3-15	040238A00.....	3-17
040103A00.....	3-15	040162A00.....	3-15	040239A00.....	3-17
040104A00.....	3-15	040163A00.....	3-15	040240A00.....	3-16
040105A00.....	3-15	040164A00.....	3-15	040241A00.....	3-17
040106A00.....	3-15	040165A00.....	3-15	040242A00.....	3-17

Numerical Index

PART NO.	PAGE NO.	PART NO.	PAGE NO.	PART NO.	PAGE NO.
040243A00.....	3-16	040447P00.....	3-2	040734A00.....	3-23
040244A00.....	3-17	040459P00.....	3-4	040735A00.....	3-20
040245A00.....	3-17	040459P00.....	3-5	040735A00.....	3-21
040246A00.....	3-16	040543P00.....	3-17	040735A00.....	3-23
040247A00.....	3-17	040544P00.....	3-17	040737A00.....	5-2
040248A00.....	3-17	040545P00.....	3-17	040737A00.....	5-3
040249A00.....	3-16	040701A00.....	3-11	040738A00.....	5-8
040250A00.....	3-17	040708A00.....	3-11	040738A00.....	5-10
040251A00.....	3-17	040709P00.....	3-7	040740A00.....	3-18
040310P00.....	3-8	040711A00.....	3-3	040755A00.....	3-18
040316P00.....	3-12	040711A00.....	3-8	040761A00.....	3-18
040322P00.....	3-2	040712P00.....	3-7	040764P00.....	3-18
040322P00.....	3-12	040713P00.....	3-7	040767A00.....	3-19
040323P00.....	3-4	040713P00.....	3-12	040768A00.....	3-19
040323P00.....	3-8	040714A00.....	3-2	040769A00.....	3-19
040323P00.....	3-8	040714A00.....	3-6	040770A00.....	3-19
040327P00.....	3-8	040715A00.....	3-3	040790A00.....	6-3
040327P00.....	3-8	040715A00.....	6-3	040791A00.....	3-28
040347P00.....	3-10	040716A00.....	3-3	040795A00.....	3-28
040354P00.....	3-7	040716A00.....	5-2	040795A00.....	3-30
040355P00.....	3-7	040716A00.....	5-3	040796A00.....	3-30
040364P00.....	3-6	040717A00.....	3-20	040797A00.....	3-28
040365P00.....	3-7	040717A00.....	5-8	040797A00.....	5-16
040366P00.....	3-7	040718A00.....	3-12	040798A00.....	5-16
040367P00.....	3-7	040719P00.....	3-9	040798A00.....	5-21
040368P00.....	3-7	040720P00.....	6-3	040812A00.....	3-30
040369P01.....	3-12	040721P00.....	6-3	040818A00.....	3-30
040400P00.....	3-10	040722A00.....	3-12	040822A00.....	3-30
040402P00.....	3-9	040724A00.....	6-3	040829A00.....	3-31
040402P00.....	3-10	040724A00.....	6-7	040829A00.....	6-27
040402P00.....	3-12	040725A00.....	6-3	040830A00.....	6-28
040403P00.....	3-10	040725A00.....	6-9	040830A00.....	6-31
040404P00.....	3-10	040727A00.....	3-20	040831A00.....	6-28
040405P00.....	3-8	040727A00.....	6-11	040831A00.....	6-33
040436P00.....	3-4	040728A00.....	3-20	040832A00.....	3-28
040437P00.....	3-4	040728A00.....	3-26	040841A.....	3-26
040439P00.....	3-4	040729A00.....	3-20	040841A.....	3-27
040441P00.....	3-12	040730A00.....	6-11	040841A.....	3-31
040443P00.....	3-2	040730A00.....	6-15	040841A.....	3-34
040443P00.....	3-13	040731A00.....	6-11	040842A.....	5-17
040444P00.....	3-2	040731A00.....	6-17	040846A.....	3-8
040446P00.....	3-2	040732A00.....	3-23	040847A.....	3-8

Numerical Index

PART NO.	PAGE NO.	PART NO.	PAGE NO.	PART NO.	PAGE NO.
040853A00.....	5-12	1250-873.....	2-7	1251-589Y.....	2-7
040857A00.....	3-20	1250-873.....	2-9	1251-589Z.....	2-4
040857A00.....	5-12	1250-931.....	2-7	1251-591.....	2-7
040858A.....	3-20	1250-931.....	2-9	1251-593.....	2-7
040858A.....	6-19	1250-932.....	2-7	1251-598.....	2-7
040859A.....	6-19	1250-932.....	2-9	1251-598.....	2-9
040859A.....	6-23	1250-999.....	2-4	1251-664.....	2-9
040860A.....	6-19	1251-016.....	2-9	1251-693.....	2-7
040860A.....	6-25	1251-196.....	2-7	1251-695.....	2-7
040861A.....	5-12	1251-196.....	2-9	1251-695a.....	2-9
040861A.....	5-14	1251-236.....	2-9	1251-695b.....	2-9
1250-003.....	2-4	1251-245.....	2-7	1251-696.....	2-7
1250-004.....	2-4	1251-245.....	2-9	1251-697.....	2-9
1250-004.....	2-7	1251-246.....	2-4	1251-764.....	2-9
1250-383.....	2-7	1251-272.....	2-4	1251-848.....	2-4
1250-385.....	2-7	1251-338.....	2-7	1251-860z.....	2-7
1250-480.....	2-4	1251-349.....	2-7	1251-860z.....	2-9
1250-480.....	2-4	1251-546.....	2-4	1251-865.....	2-7
1250-483.....	2-7	1251-589AA.....	2-4	1251-875.....	2-4
1250-483.....	2-9	1251-589E.....	2-7	1251-876.....	2-4
1250-493.....	2-9	1251-589G.....	2-7	1251-877.....	2-4
1250-494.....	2-9	1251-589J.....	2-7	1251-880.....	2-7
1250-498.....	2-9	1251-589L.....	2-7	1251-883.....	2-4
1250-544.....	2-4	1251-589O.....	2-7	1251-883.....	2-4
1250-544.....	2-7	1251-589P.....	2-7	1251-891.....	2-7
1250-544.....	2-9	1251-589P.....	2-9	1251-892.....	2-4
1250-559.....	2-4	1251-589Q.....	2-7	1251-893.....	2-4
1250-559.....	2-7	1251-589Qa.....	2-4	1251-894.....	2-4
1250-559.....	2-9	1251-589R.....	2-7	1251-895.....	2-7
1250-562.....	2-4	1251-589Ra.....	2-4	1251-895.....	2-9
1250-574.....	2-4	1251-589S.....	2-7	1251-896A.....	2-4
1250-649.....	2-7	1251-589S.....	2-9	1251-896A1.....	2-4
1250-649.....	2-9	1251-589T.....	2-7	1251-896B.....	2-4
1250-697.....	2-9	1251-589T.....	2-9	1251-898A.....	2-7
1250-718.....	2-9	1251-589U.....	2-7	1251-898B.....	2-7
1250-724.....	2-7	1251-589U.....	2-9	1251-898C.....	2-7
1250-724.....	2-9	1251-589V.....	2-7	1251-898D.....	2-7
1250-777a.....	2-9	1251-589V.....	2-9	1251-898E.....	2-7
1250-854.....	2-7	1251-589W.....	2-7	1251-899A.....	2-4
1250-854.....	2-9	1251-589W.....	2-9	1251-899B.....	2-4
1250-872.....	2-7	1251-589X.....	2-7	1251-930a.....	2-9
1250-872.....	2-9	1251-589X.....	2-9	1251-930b.....	2-9

Numerical Index

PART NO.	PAGE NO.	PART NO.	PAGE NO.	PART NO.	PAGE NO.
1251-930c	2-9	A08531A-048	6-17	A09894A-100	6-9
1251-934	2-9	A08531A-048	6-25	A09899A-020	6-9
1251-935	2-9	A08547A-120	3-12	A09899A-034	6-25
1251-937	2-9	A09783A	5-8	A09911A-055	6-17
1251-938A	2-9	A09783A	5-12	A09911A-055	6-25
1251-938B	2-9	A09783A	5-16	A09912A-072	6-25
1251-939a	2-9	A09802A-095	6-17	A09912A-079	6-17
1251-939b	2-9	A09802A-095	6-25	A09949A-600	6-17
1251-940	2-9	A09839A-057	6-33	A09949A-600	6-25
1251-941	2-9	A09839A-132	6-33	A09949A-600	6-33
1251-942	2-9	A09852A-051	6-17	A10046A-020	6-33
1251-943	2-9	A09852A-051	6-25	A10059A-030	6-33
1251-944	2-9	A09854A-022	6-17	A10059A-040	6-33
1251-945	2-9	A09854A-022	6-25	A10059A-047	6-17
1251-946a	2-9	A09859A-027	6-33	A10059A-048	6-33
1251-947	2-4	A09859A-036	6-33	A10063A-064	6-33
1252-055	2-4	A09859A-080	6-17	A10063A-072	6-33
1255-005	3-3	A09859A-080	6-25	A10303A-600	6-17
1255-006	3-20	A09859A-080	6-33	A10303A-600	6-25
1255-007	3-28	A09862A-600	6-17	A10303A-600	6-33
3-700L	2-7	A09862A-600	6-25	A10304A-038	6-17
3-700R	2-7	A09862A-600	6-33	A10304A-038	6-25
40000-16	2-7	A09862A-600-B	6-17	A10304A-090	6-33
40000-16	2-9	A09862A-600-B	6-25	A10306A-024	6-9
A08511A-100	6-9	A09862A-600-B	6-33	A10312A-041	6-17
A08512A-080	6-9	A09862A-600-R	6-17	A10312A-041	6-25
A08512A-100	6-9	A09862A-600-R	6-25	A10314A-033	6-17
A08513A-120	3-12	A09862A-600-R	6-33	A10314A-033	6-33
A08513A-180	6-9	A09873A-062	6-9	A10316A-018	6-33
A08516A-060	6-9	A09873A-064	6-9	A10325A-013	6-33
A08516A-100	6-9	A09877A-075	6-9	A10325A-023	6-17
A08516A-120	6-9	A09877A-100	6-9	A10325A-023	6-25
A08516A-166	6-9	A09880A-140	6-9	A10326A-024	6-9
A08518A-060	6-9	A09881A-180	6-9	A10326A-180	6-9
A08519A-036	6-9	A09889A-028	6-25	A10327A-017	6-33
A08520A-140	6-9	A09891A-019	6-25	A10327A-027	6-17
A08521A-120	3-12	A09891A-120	3-12	A10327A-027	6-33
A08521A-180	6-9	A09892A-057	6-9	A10338A-022	6-33
A08522A-016	6-9	A09892A-120	6-9	A10338A-034	6-33
A08524A-036	6-9	A09892A-166	6-9	A10366A-027	6-33
A08531A-032	6-17	A09893A-078	6-9	A10370A-067	6-17
A08531A-032	6-25	A09894A-031	6-17	A10370A-067	6-25

Numerical Index

PART NO.	PAGE NO.	PART NO.	PAGE NO.	PART NO.	PAGE NO.
A10371A-032	6-33	A42518P	3-30	A48660P	6-19
A10374A-069	6-17	A42521P	3-23	A49322P	6-11
A10374A-069	6-25	A42521P	3-30	A49322P	6-19
A10381A-022	6-33	A42525A	3-23	F0054-364	5-8
A10381A-022	6-33	A42525A	3-24	F0054-364	5-12
A10381A-055	6-17	A42525A	3-31	F0054-364	5-17
A10381A-055	6-25	A42525A	3-32	F40700F	3-2
A10392A-024	6-9	A42526P	3-24	F40710F	3-20
A10392A-036	6-17	A42526P	3-32	F40788F	3-28
A10392A-036	6-25	A42527P	3-24	P0001-04-002	5-8
A10415A-034	6-33	A42527P	3-32	P0001-04-002	5-12
A10424A-030	3-5	A42529P	3-24	P0001-04-003	3-21
A10424A-078	6-9	A42529P	3-32	P0001-04-003	3-23
A10437A-024	6-9	A42563P	3-31	P0001-04-003	3-30
A10437A-166	6-9	A42610A	3-30	P0001-04-003	6-11
A10437A-180	6-9	A42623A	3-23	P0001-04-003	6-19
A10440A-036	6-9	A42623A	3-30	P0001-04-003	6-27
A10446A-055	6-17	A42624A	3-23	P0001-04-004	3-28
A10446A-055	6-25	A43555P	3-23	P0001-04-004	5-17
A10461A-032	6-17	A43555P	3-30	P0001-04-006	3-31
A10461A-032	6-25	A43556P	3-23	P0001-04-007	5-21
A10461A-036	6-33	A43556P	3-30	P0001-04-007	6-3
A10461A-040	6-33	A43560P	3-23	P0001-05-003	6-3
A10474A-019	6-33	A43952P	3-23	P0001-05-004	3-23
A10474A-032	6-33	A44721P	3-28	P0001-05-004	3-30
A10475A-050	6-17	A44722P	3-21	P0001-05-004	6-3
A10475A-050	6-25	A44722P	3-28	P0001-05-012	3-23
A10476A-100	3-13	A46371A	3-23	P0001-05-012	3-30
A10477A-036	6-9	A48610A	3-23	P0001-05-014	3-5
A10483A-049	6-9	A48610A	3-31	P0001-06-003	3-3
A10491A-025	6-25	A48616A	3-23	P0001-06-003	3-6
A10491A-026	6-17	A48625P	3-23	P0001-06-003	3-12
A10494A-036	6-9	A48639A	3-21	P0001-06-003	3-31
A22424P	5-21	A48652P	3-21	P0001-06-003	6-3
A40749P	3-21	A48653P	3-21	P0001-06-004	3-6
A40761P	6-11	A48656P	6-12	P0001-06-004	3-12
A40761P	6-19	A48656P	6-20	P0001-06-004	3-26
A40761P	6-28	A48656P	6-28	P0001-06-004	5-8
A40764P	6-11	A48657P	6-12	P0001-06-004	5-12
A40764P	6-19	A48657P	6-20	P0001-06-004	6-11
A40764P	6-27	A48657P	6-28	P0001-06-004	6-19
A42518P	3-23	A48660P	6-11	P0001-06-004	6-27

Numerical Index

PART NO.	PAGE NO.	PART NO.	PAGE NO.	PART NO.	PAGE NO.
P0001-06-005	3-23	P0001-12-018	3-31	P0013-06A-000	5-8
P0001-06-005	3-30	P0001-16-012	3-3	P0013-06A-000	5-12
P0001-06-005	6-12	P0001-16-012	3-4	P0013-16-000	3-18
P0001-06-005	6-20	P0001-16-012	3-8	P0017-06-323	6-11
P0001-06-005	6-27	P0001-16-012	3-15	P0017-06-323	6-19
P0001-06-007	3-23	P0001-16-014	3-2	P0017-06-323	6-27
P0001-06-010	3-4	P0001-16-014	3-12	P0017-08-322	5-21
P0001-06-010	3-21	P0001-16-014	3-15	P0017-12-244	5-21
P0001-06-020	3-6	P0001-16-016	3-18	P0020-83-022	5-8
P0001-07-005	6-12	P0001-16-018	3-4	P0020-83-022	5-12
P0001-07-005	6-20	P0001-16-024	3-2	P0023-500A	3-7
P0001-07-005	6-27	P0003-005	3-30	P0023-750A-018	3-11
P0001-08-003	3-10	P0003-04-000	3-30	P0026-004	3-19
P0001-08-003	3-23	P0003-04-000	5-17	P0029-004	6-3
P0001-08-003	3-28	P0003-04-000	6-3	P0030-08-004	3-8
P0001-08-004	3-4	P0003-04-000	6-11	P0030-08-004	3-12
P0001-08-004	3-5	P0003-04-000	6-19	P0031-08-004	3-8
P0001-08-004	3-23	P0003-04-000	6-27	P0031-08-004	3-8
P0001-08-004	3-31	P0003-05-000	3-23	P0031-08-005	3-8
P0001-08-005	3-5	P0003-06-000	3-12	P0031-08-005	3-8
P0001-08-005	3-19	P0003-06-000	3-31	P0031-10-008	3-4
P0001-08-005	3-23	P0003-06-000	6-12	P0031-10-008	3-17
P0001-08-005	3-26	P0003-06-000	6-20	P0033-05-006	3-23
P0001-08-005	6-12	P0003-08-000	3-5	P0033-05-006	3-30
P0001-08-005	6-20	P0003-08-000	3-7	P0033-06-008	3-6
P0001-08-006	3-7	P0003-08-000	3-19	P0033-08-008	3-7
P0001-08-006	3-23	P0003-08-000	3-23	P0035-008	3-21
P0001-08-006	6-11	P0003-08-000	6-11	P0035-008	3-28
P0001-08-006	6-19	P0003-08-000	6-19	P0040-004	3-21
P0001-08-006	6-27	P0003-08-000	6-27	P0040-004	3-28
P0001-08-008	3-5	P0003-10-000	3-11	P0040-004	3-28
P0001-08-018	6-3	P0003-12-000	3-11	P0040-004	3-31
P0001-10-006	3-6	P0003-12-000	3-19	P0040-004	5-8
P0001-10-006	3-26	P0003-16-000	3-2	P0040-004	5-12
P0001-10-007	3-6	P0003-16-000	3-12	P0040-004	6-3
P0001-10-007	3-12	P0003-16-000	3-15	P0040-004	6-11
P0001-10-032	3-11	P0003-16-000	3-15	P0040-004	6-19
P0001-12-007	3-26	P0007-16-000	3-24	P0040-004	6-27
P0001-12-008	3-3	P0007-16-000	3-32	P0040-005	3-5
P0001-12-010	3-15	P0013-04-000	3-31	P0040-005	6-3
P0001-12-012	3-19	P0013-06-000	3-31	P0040-006	3-3
P0001-12-012	3-26	P0013-06A-000	3-21	P0040-006	3-6

Numerical Index

PART NO.	PAGE NO.	PART NO.	PAGE NO.	PART NO.	PAGE NO.
P0040-006.....	3-12	P0040-016.....	3-15	P0054-509.....	5-14
P0040-006.....	3-21	P0040-016.....	3-18	P0054-540.....	5-2
P0040-006.....	3-26	P0040-016.....	3-24	P0054-540.....	5-8
P0040-006.....	3-31	P0040-016.....	3-32	P0054-540.....	5-12
P0040-006.....	5-8	P0042-013.....	5-17	P0054-540.....	5-16
P0040-006.....	5-12	P0048-043.....	3-9	P0054-571.....	5-8
P0040-006.....	6-3	P0048-043.....	3-10	P0054-571.....	5-12
P0040-006.....	6-11	P0048-043.....	3-12	P0054-574.....	5-11
P0040-006.....	6-19	P0054-008.....	5-11	P0054-574.....	5-15
P0040-006.....	6-27	P0054-008.....	5-15	P0054-574.....	5-21
P0040-007.....	6-12	P0054-009.....	5-8	P0054-575.....	5-21
P0040-007.....	6-20	P0054-009.....	5-12	P0054-596F.....	5-2
P0040-007.....	6-27	P0054-071.....	5-21	P0054-596G.....	5-2
P0040-008.....	3-4	P0054-073.....	5-11	P0054-619.....	5-8
P0040-008.....	3-5	P0054-073.....	5-15	P0054-619.....	5-12
P0040-008.....	3-7	P0054-073A.....	5-2	P0054-686.....	5-15
P0040-008.....	3-8	P0054-073B.....	5-11	P0054-686.....	5-21
P0040-008.....	3-8	P0054-073B.....	5-15	P0055-206-003.....	5-8
P0040-008.....	3-10	P0054-073B.....	5-21	P0055-206-003.....	5-12
P0040-008.....	3-19	P0054-167A.....	5-8	P0055-211.....	5-10
P0040-008.....	3-23	P0054-167A.....	5-12	P0055-211.....	5-14
P0040-008.....	3-26	P0054-167A.....	5-17	P0056-009.....	4-3
P0040-008.....	3-28	P0054-261.....	5-11	P0056-009.....	4-4
P0040-008.....	3-31	P0054-261.....	5-14	P0056-009.....	5-10
P0040-008.....	6-3	P0054-286.....	5-8	P0056-009.....	5-14
P0040-008.....	6-11	P0054-286.....	5-12	P0056-009.....	5-21
P0040-008.....	6-19	P0054-287.....	5-8	P0056-010.....	5-10
P0040-008.....	6-27	P0054-287.....	5-12	P0056-010.....	5-14
P0040-010.....	3-4	P0054-324.....	5-21	P0056-010.....	5-21
P0040-010.....	3-6	P0054-337.....	5-15	P0056-122F.....	5-8
P0040-010.....	3-12	P0054-344.....	5-16	P0056-122F.....	5-12
P0040-010.....	3-26	P0054-347.....	5-8	P0056-122F.....	5-21
P0040-012.....	3-3	P0054-347.....	5-12	P0056-129F.....	5-11
P0040-012.....	3-9	P0054-347.....	5-17	P0056-129F.....	5-15
P0040-012.....	3-15	P0054-402.....	5-11	P0056-131F.....	5-8
P0040-012.....	3-19	P0054-402.....	5-15	P0056-131F.....	5-11
P0040-012.....	3-26	P0054-402.....	5-21	P0056-131F.....	5-12
P0040-012.....	3-31	P0054-430.....	5-17	P0056-131F.....	5-15
P0040-016.....	3-2	P0054-480.....	5-8	P0059-061.....	3-23
P0040-016.....	3-4	P0054-480.....	5-12	P0059-061.....	3-30
P0040-016.....	3-12	P0054-480.....	5-17	P0059-074.....	3-21
P0040-016.....	3-15	P0054-509.....	5-10	P0063-001.....	3-2

Numerical Index

PART NO.	PAGE NO.	PART NO.	PAGE NO.	PART NO.	PAGE NO.
P0063-001.....	3-10	P0093-004.....	6-27	P0100-068A.....	6-3
P0063-008.....	3-12	P0093-005.....	6-11	P0100-068A.....	6-11
P0064-019.....	5-17	P0093-005.....	6-19	P0100-068A.....	6-19
P0064-028.....	4-4	P0093-005.....	6-27	P0100-068A.....	6-27
P0064-028.....	5-17	P0097-020.....	3-6	P0100-088.....	6-3
P0064-127.....	5-17	P0097-044.....	3-8	P0100-089.....	6-12
P0064-128.....	4-2	P0100-034.....	6-3	P0100-089.....	6-20
P0064-128.....	5-8	P0100-035.....	6-3	P0100-089.....	6-28
P0064-128.....	5-12	P0100-035.....	6-12	P0100-111.....	3-5
P0064-128.....	5-17	P0100-035.....	6-20	P0100-111.....	6-3
P0065-150.....	3-7	P0100-035.....	6-28	P0100-111.....	6-11
P0065-150.....	3-12	P0100-035A.....	6-12	P0100-111.....	6-19
P0065-150A.....	3-7	P0100-035A.....	6-20	P0100-111.....	6-27
P0065-214.....	3-23	P0100-035A.....	6-28	P0100-111A.....	6-3
P0065-214.....	3-30	P0100-065.....	6-3	P0100-111A.....	6-11
P0065-215.....	3-23	P0100-065.....	6-11	P0100-111A.....	6-19
P0065-215.....	3-30	P0100-065.....	6-19	P0100-111A.....	6-27
P0066-067.....	3-7	P0100-065.....	6-27	P0100-112.....	3-5
P0066-067.....	3-12	P0100-065A.....	6-3	P0100-112.....	6-3
P0070-043.....	3-31	P0100-065A.....	6-11	P0100-112.....	6-11
P0070-045.....	3-24	P0100-065A.....	6-19	P0100-112.....	6-19
P0070-045.....	3-32	P0100-065A.....	6-27	P0100-112.....	6-27
P0072-018.....	3-8	P0100-066.....	6-3	P0100-112A.....	6-3
P0075-008.....	3-5	P0100-066.....	6-11	P0100-112A.....	6-11
P0076-024.....	3-23	P0100-066.....	6-19	P0100-112A.....	6-19
P0076-024.....	3-31	P0100-066.....	6-27	P0100-112A.....	6-27
P0078-026.....	3-7	P0100-066A.....	6-3	P0106-007.....	3-5
P0078-027.....	3-7	P0100-066A.....	6-11	P0122-008.....	3-3
P0078-029.....	3-12	P0100-066A.....	6-19	P0122-008.....	3-13
P0078-030.....	3-7	P0100-066A.....	6-27	P0125-123.....	3-30
P0085-152.....	3-6	P0100-067.....	6-3	P0125-156.....	4-4
P0085-264.....	3-9	P0100-067.....	6-11	P0125-156.....	5-21
P0090-003.....	3-2	P0100-067.....	6-19	P0125-164.....	3-31
P0090-003.....	3-11	P0100-067.....	6-27	P0125-164.....	3-33
P0090-004.....	3-6	P0100-067A.....	6-3	P0125-164A.....	3-31
P0090-009.....	3-2	P0100-067A.....	6-11	P0125-164A.....	3-33
P0090-013.....	3-7	P0100-067A.....	6-19	P0125-164B.....	3-31
P0090-015.....	3-7	P0100-067A.....	6-27	P0125-164B.....	3-33
P0091-002.....	3-5	P0100-068.....	6-3	P0125-164C.....	3-31
P0091-032.....	3-18	P0100-068.....	6-11	P0125-164C.....	3-33
P0093-004.....	6-11	P0100-068.....	6-19	P0125-164D.....	3-31
P0093-004.....	6-19	P0100-068.....	6-27	P0125-164D.....	3-33

Numerical Index

PART NO.	PAGE NO.	PART NO.	PAGE NO.	PART NO.	PAGE NO.
P0125-164E	3-31	P0220-353	6-20	P0251-563	5-21
P0125-164E	3-33	P0250-240	5-11	P0251-593	5-15
P0125-164F	3-31	P0250-240	5-15	P0251-594	5-15
P0125-164F	3-33	P0250-240	5-21	P0251-595	5-10
P0125-164G	3-31	P0250-289	5-15	P0251-595	5-14
P0125-164G	3-33	P0250-289	5-21	P0251-595A	5-11
P0125-164H	3-33	P0250-290	5-15	P0251-595A	5-14
P0125-164J	3-33	P0250-290	5-21	P0251-595B	5-10
P0125-164J	4-4	P0250-294	5-12	P0251-595B	5-14
P0125-165	6-3	P0250-294	5-17	P0251-689	5-11
P0125-166	3-31	P0250-295	4-4	P0251-689	5-15
P0125-167	5-17	P0250-295	5-21	P0251-690	5-11
P0126-001	6-11	P0250-297	5-21	P0251-690	5-15
P0126-001	6-19	P0251-172C	5-15	P0251-787	5-11
P0126-001	6-27	P0251-172C	5-21	P0251-787	5-15
P0126-014	3-7	P0251-173	5-21	P0251-788	5-11
P0126-014	3-9	P0251-366	5-15	P0251-792	5-11
P0201-159	6-11	P0251-386	5-11	P0251-813	5-11
P0201-159	6-19	P0251-386	5-15	P0251-813	5-15
P0201-159-025	6-27	P0251-386	5-21	P0251-813	5-21
P0201-180	6-11	P0251-401	5-11	P0251-814	5-2
P0201-180	6-19	P0251-401	5-15	P0251-878	5-11
P0201-180	6-27	P0251-410	4-3	P0251-878	5-15
P0201-205	6-12	P0251-410	4-4	P0251-881	5-2
P0201-205	6-20	P0251-410	5-11	P0251-881	5-3
P0201-205	6-28	P0251-410	5-15	P0251-883	5-8
P0201-227-028	6-28	P0251-410	5-21	P0251-883	5-12
P0201-281	3-31	P0251-430	4-3	P0251-883	5-17
P0201-293	3-31	P0251-430	5-10	P0251-884	5-8
P0201-312	3-31	P0251-430	5-14	P0251-884	5-12
P0220-126	3-31	P0251-439	5-11	P0251-884	5-17
P0220-209	6-27	P0251-439	5-15	P0251-885	5-8
P0220-210	6-11	P0251-441	5-11	P0251-885	5-12
P0220-210	6-19	P0251-441	5-14	P0251-885	5-17
P0220-210	6-27	P0251-442	5-11	P0251-886	4-2
P0220-223	6-12	P0251-442	5-15	P0251-886	5-2
P0220-223	6-20	P0251-476	5-11	P0251-886	5-3
P0220-223	6-27	P0251-476	5-15	P0251-893	5-11
P0220-229	6-12	P0251-563	5-8	P0251-894	5-10
P0220-229	6-20	P0251-563	5-11	P0251-894	5-14
P0220-342	6-27	P0251-563	5-12	P0251-901	5-21
P0220-353	6-12	P0251-563	5-15	P0253-112	3-21

Numerical Index

PART NO.	PAGE NO.	PART NO.	PAGE NO.	PART NO.	PAGE NO.
P0258-056.....	6-11	P0300-161.....	6-31	P0300-372.....	6-7
P0258-056.....	6-19	P0300-175.....	3-7	P0300-372.....	6-31
P0258-056.....	6-28	P0300-175.....	3-31	P0300-375.....	6-7
P0258-058.....	6-3	P0300-175.....	6-31	P0300-375.....	6-15
P0258-059.....	6-11	P0300-176.....	6-23	P0300-375.....	6-23
P0258-059.....	6-19	P0300-234.....	6-23	P0300-376.....	6-7
P0258-059.....	6-27	P0300-300.....	6-7	P0300-376.....	6-15
P0258-061.....	6-12	P0300-302.....	6-31	P0300-376.....	6-23
P0258-061.....	6-20	P0300-303.....	6-15	P0300-376.....	6-31
P0258-061.....	6-28	P0300-303.....	6-23	P0300-378.....	6-7
P0258-062.....	6-12	P0300-305.....	3-5	P0300-382.....	6-15
P0258-062.....	6-20	P0300-310.....	6-7	P0300-382.....	6-23
P0258-062.....	6-28	P0300-310.....	6-23	P0300-382.....	6-31
P0258-063.....	6-12	P0300-311.....	6-7	P0300-384.....	6-7
P0258-063.....	6-20	P0300-311.....	6-23	P0300-385.....	6-7
P0258-063.....	6-28	P0300-312.....	6-31	P0300-386.....	6-7
P0300-012.....	6-15	P0300-314.....	6-7	P0300-386.....	6-15
P0300-012.....	6-23	P0300-314.....	6-31	P0300-386.....	6-31
P0300-015.....	6-7	P0300-317.....	6-15	P0300-407.....	3-31
P0300-023.....	6-31	P0300-317.....	6-23	P0300-425.....	6-31
P0300-024.....	6-15	P0300-319.....	6-15	P0300-427.....	6-7
P0300-024.....	6-23	P0300-319.....	6-23	P0300-439.....	6-31
P0300-035.....	3-11	P0300-338.....	6-23	P0300-440.....	6-31
P0300-041.....	3-31	P0300-338.....	6-31	P0300-446.....	6-12
P0300-041.....	6-7	P0300-355.....	6-7	P0300-446.....	6-20
P0300-041.....	6-23	P0300-355.....	6-15	P0300-446.....	6-31
P0300-048.....	6-15	P0300-355.....	6-23	P0300-449.....	6-12
P0300-048.....	6-23	P0300-356.....	6-7	P0300-449.....	6-20
P0300-048.....	6-31	P0300-356.....	6-15	P0300-449.....	6-31
P0300-060.....	6-7	P0300-356.....	6-23	P0300-454.....	6-31
P0300-061.....	6-15	P0300-356.....	6-31	P0300-458.....	6-15
P0300-061.....	6-23	P0300-359.....	6-7	P0300-458.....	6-23
P0300-067.....	6-15	P0300-359.....	6-31	P0300-458.....	6-31
P0300-067.....	6-23	P0300-361.....	6-15	P0300-460.....	6-15
P0300-076.....	6-31	P0300-361.....	6-23	P0300-460.....	6-23
P0300-086.....	6-15	P0300-362.....	6-7	P0300-471.....	6-31
P0300-086.....	6-23	P0300-362.....	6-15	P0300-479.....	6-31
P0300-115.....	6-15	P0300-362.....	6-23	P0300-518.....	6-15
P0300-115.....	6-23	P0300-369.....	6-31	P0300-518.....	6-23
P0300-121.....	6-15	P0300-371.....	6-15	P0300-518.....	6-31
P0300-121.....	6-23	P0300-371.....	6-23	P0300-520.....	6-15
P0300-133.....	6-31	P0300-371.....	6-31	P0300-520.....	6-23

Numerical Index

PART NO.	PAGE NO.	PART NO.	PAGE NO.	PART NO.	PAGE NO.
P0300-520.....	6-31	P0300-767.....	6-7	P0300-935.....	6-31
P0300-521.....	6-15	P0300-767.....	6-15	P0300-937.....	6-31
P0300-521.....	6-23	P0300-771.....	6-15	P0300-949.....	6-7
P0300-521.....	6-31	P0300-771.....	6-23	P0301-110.....	6-12
P0300-536.....	6-15	P0300-797.....	6-31	P0301-110.....	6-20
P0300-536.....	6-23	P0300-799.....	6-15	P0301-122.....	4-4
P0300-536.....	6-31	P0300-799.....	6-23	P0301-122.....	6-28
P0300-580.....	6-7	P0300-844.....	6-12	P0301-138.....	6-11
P0300-589.....	6-15	P0300-844.....	6-15	P0301-138.....	6-19
P0300-589.....	6-23	P0300-844.....	6-20	P0301-138.....	6-27
P0300-589.....	6-31	P0300-844.....	6-23	P0301-146.....	4-3
P0300-594.....	6-11	P0300-844.....	6-28	P0301-146.....	4-4
P0300-594.....	6-19	P0300-845.....	6-12	P0301-146.....	6-11
P0300-594.....	6-27	P0300-845.....	6-15	P0301-146.....	6-19
P0300-600.....	6-7	P0300-845.....	6-15	P0301-146.....	6-27
P0300-603.....	6-31	P0300-845.....	6-23	P0302-185.....	4-3
P0300-608.....	6-31	P0300-845.....	6-23	P0302-185.....	4-4
P0300-613.....	6-7	P0300-845.....	6-31	P0302-185.....	6-11
P0300-620.....	6-31	P0300-862.....	6-31	P0302-185.....	6-19
P0300-622.....	6-7	P0300-878.....	6-15	P0302-185.....	6-27
P0300-630.....	6-15	P0300-878.....	6-23	P0302-526.....	6-27
P0300-630.....	6-15	P0300-913.....	6-7	P0302-526.....	7-4
P0300-630.....	6-23	P0300-918.....	6-7	P0302-530.....	6-11
P0300-630.....	6-23	P0300-919.....	6-7	P0302-530.....	6-19
P0300-632.....	6-7	P0300-922.....	6-15	P0302-530.....	6-27
P0300-632.....	6-15	P0300-922.....	6-23	P0302-734.....	6-20
P0300-632.....	6-23	P0300-923.....	6-15	P0302-737.....	6-3
P0300-632.....	6-31	P0300-923.....	6-23	P0302-737.....	7-2
P0300-633.....	6-7	P0300-923.....	6-31	P0302-737A.....	7-2
P0300-636.....	6-15	P0300-929.....	6-7	P0302-737B.....	7-2
P0300-636.....	6-23	P0300-930.....	6-11	P0302-737C.....	7-2
P0300-661.....	6-15	P0300-930.....	6-19	P0302-816.....	6-3
P0300-661.....	6-23	P0300-930.....	6-31	P0302-816.....	7-3
P0300-661.....	6-31	P0300-932.....	6-11	P0302-817.....	3-7
P0300-668.....	6-31	P0300-932.....	6-19	P0302-818.....	3-7
P0300-716.....	6-15	P0300-932.....	6-31	P0302-819.....	6-11
P0300-716.....	6-23	P0300-933.....	6-11	P0302-819.....	6-19
P0300-755.....	6-15	P0300-933.....	6-19	P0302-819.....	6-27
P0300-755.....	6-23	P0300-934.....	6-15	P0302-820.....	6-11
P0300-760.....	3-31	P0300-934.....	6-23	P0302-820.....	6-19
P0300-764.....	6-31	P0300-935.....	6-15	P0302-820.....	6-27
P0300-765.....	6-31	P0300-935.....	6-23	P0302-821.....	6-11

Numerical Index

PART NO.	PAGE NO.	PART NO.	PAGE NO.	PART NO.	PAGE NO.
P0302-821.....	6-19	P0304-349.....	8-5	P0309-212.....	6-27
P0302-821.....	6-27	P0304-350.....	3-26	P0309-212.....	11-2
P0302-832.....	6-20	P0304-350.....	8-6	P0309-212A.....	6-12
P0302-832.....	6-28	P0304-354.....	3-8	P0309-212A.....	6-20
P0302-833.....	6-20	P0304-354.....	8-3	P0309-212A.....	6-27
P0302-834.....	6-20	P0304-355.....	3-7	P0309-212A.....	11-2
P0302-835.....	6-28	P0304-355.....	8-4	P0310-419F.....	5-21
P0302-842.....	6-28	P0305-148.....	3-26	P0310-420F.....	4-3
P0302-843.....	6-28	P0305-184.....	3-26	P0310-420F.....	4-4
P0303-281.....	6-11	P0305-210.....	3-26	P0310-420F.....	5-8
P0303-281.....	6-19	P0305-239.....	3-26	P0310-420F.....	5-12
P0303-281.....	6-27	P0305-241.....	3-26	P0310-420F.....	5-21
P0303-281.....	9-2	P0305-249.....	3-26	P0310-471.....	5-11
P0303-281A.....	9-2	P0305-258.....	3-26	P0310-471.....	5-15
P0303-286B.....	3-27	P0305-260.....	3-26	P0310-472.....	5-21
P0303-286B.....	3-34	P0305-262.....	3-26	P0310-473B.....	5-11
P0303-412.....	3-27	P0307-233.....	3-11	P0310-473B.....	5-15
P0303-412.....	3-34	P0307-233.....	10-2	P0310-473B.....	5-21
P0303-412.....	9-3	P0309-130.....	6-12	P0310-474F.....	2-7
P0303-412A.....	9-3	P0309-130.....	6-20	P0310-474F.....	2-9
P0303-412A.....	9-4	P0309-188.....	6-3	P0310-500.....	5-11
P0303-412A.....	11-2	P0309-188.....	6-11	P0310-500.....	5-15
P0303-412B.....	9-3	P0309-188.....	6-19	P0310-500.....	5-21
P0303-412C.....	9-3	P0309-188.....	6-27	P0310-503.....	5-15
P0303-413.....	3-27	P0309-188.....	11-2	P0310-503-024.....	5-11
P0303-413.....	3-34	P0309-203.....	6-11	P0310-571.....	5-11
P0303-413.....	9-4	P0309-203.....	6-19	P0310-571.....	5-15
P0303-413A.....	3-27	P0309-203.....	6-27	P0310-571.....	5-21
P0303-413A.....	3-34	P0309-203.....	9-5	P0310-573.....	5-11
P0303-413A.....	9-4	P0309-203.....	11-2	P0310-573.....	5-15
P0303-414.....	3-27	P0309-203A.....	6-11	P0310-573.....	5-21
P0303-414.....	3-34	P0309-203A.....	6-19	P0310-615A.....	5-21
P0303-414.....	9-5	P0309-203A.....	6-27	P0310-953.....	5-8
P0303-415.....	3-26	P0309-203A.....	9-5	P0310-953.....	5-12
P0303-415.....	9-6	P0309-203A.....	11-2	P0310-954.....	5-11
P0303-421.....	3-31	P0309-203B.....	6-11	P0310-954.....	5-15
P0303-421.....	9-7	P0309-203B.....	6-19	P0311-018.....	5-8
P0303-425.....	6-20	P0309-203B.....	6-27	P0311-018.....	5-12
P0304-144.....	3-5	P0309-203B.....	9-5	P0311-019.....	5-11
P0304-144.....	8-2	P0309-203B.....	11-2	P0311-019.....	5-15
P0304-153.....	3-5	P0309-212.....	6-12	P0311-033.....	5-11
P0304-349.....	3-26	P0309-212.....	6-20	P0311-033.....	5-15

Numerical Index

PART NO.	PAGE NO.	PART NO.	PAGE NO.	PART NO.	PAGE NO.
P0311-036.....	5-10	P0313-067.....	5-16	P0313-132.....	5-17
P0311-036.....	5-14	P0313-067A.....	5-2	P0313-133.....	5-17
P0311-129.....	5-8	P0313-067A.....	5-8	P0403-007.....	3-31
P0311-129.....	5-11	P0313-067A.....	5-12	P0403-009.....	3-31
P0311-129.....	5-12	P0313-067A.....	5-16	P0416-003.....	6-3
P0311-129.....	5-15	P0313-070.....	5-2	P0416-003.....	6-11
P0311-129A.....	5-11	P0313-070.....	5-11	P0416-003.....	6-19
P0311-129A.....	5-15	P0313-070.....	5-15	P0416-003.....	6-27
P0311-129B.....	5-11	P0313-070B.....	5-2	P0417-003.....	6-11
P0311-129B.....	5-15	P0313-070B.....	5-11	P0417-003.....	6-19
P0311-144.....	5-8	P0313-070B.....	5-15	P0417-003.....	6-27
P0311-144.....	5-12	P0313-070B.....	5-21	PM20A-25-040.....	3-8
P0311-150.....	5-8	P0313-073.....	5-16	PM24-044.....	3-9
P0311-150.....	5-11	P0313-073A.....	5-16	PM24A-20-090.....	3-9
P0311-150.....	5-12	P0313-074.....	5-16	PM24A-20-120.....	3-9
P0311-150.....	5-15	P0313-074A.....	5-16	R1010-038.....	6-3
P0313-007.....	5-2	P0313-077.....	5-17	S10045A.....	5-21
P0313-007.....	5-11	P0313-077.....	5-21	S10046A.....	5-21
P0313-007.....	5-15	P0313-078.....	5-16	S10047A.....	5-11
P0313-007.....	5-17	P0313-084.....	5-17	S10047A.....	5-15
P0313-007.....	5-21	P0313-084A.....	5-17	S10048A.....	4-4
P0313-008.....	5-2	P0313-111.....	5-2	S10048A.....	5-21
P0313-008.....	5-8	P0313-111.....	5-11	S10049A.....	4-3
P0313-008.....	5-11	P0313-111.....	5-15	S10049A.....	5-11
P0313-008.....	5-12	P0313-111.....	5-21	S10049A.....	5-15
P0313-008.....	5-15	P0313-112.....	5-2	S10050A.....	5-2
P0313-008.....	5-16	P0313-112.....	5-11	S10050A.....	5-3
P0313-008.....	5-21	P0313-112.....	5-15	S10065A.....	5-15
P0313-044.....	5-11	P0313-113.....	5-2		
P0313-044.....	5-15	P0313-113.....	5-11		
P0313-044.....	5-21	P0313-113.....	5-15		
P0313-049.....	5-11	P0313-113.....	5-21		
P0313-049.....	5-15	P0313-119.....	5-15		
P0313-065.....	5-17	P0313-119.....	5-21		
P0313-065.....	5-21	P0313-121.....	5-2		
P0313-065A.....	5-17	P0313-121.....	5-11		
P0313-065A.....	5-21	P0313-121.....	5-15		
P0313-066.....	5-17	P0313-121.....	5-21		
P0313-066A.....	5-16	P0313-124.....	5-2		
P0313-066A.....	5-21	P0313-124A.....	5-2		
P0313-066B.....	5-21	P0313-127.....	5-17		
P0313-067.....	5-2	P0313-128.....	5-21		

NOTES